

# Gross Receipts to Treasury

PRELIMINARY

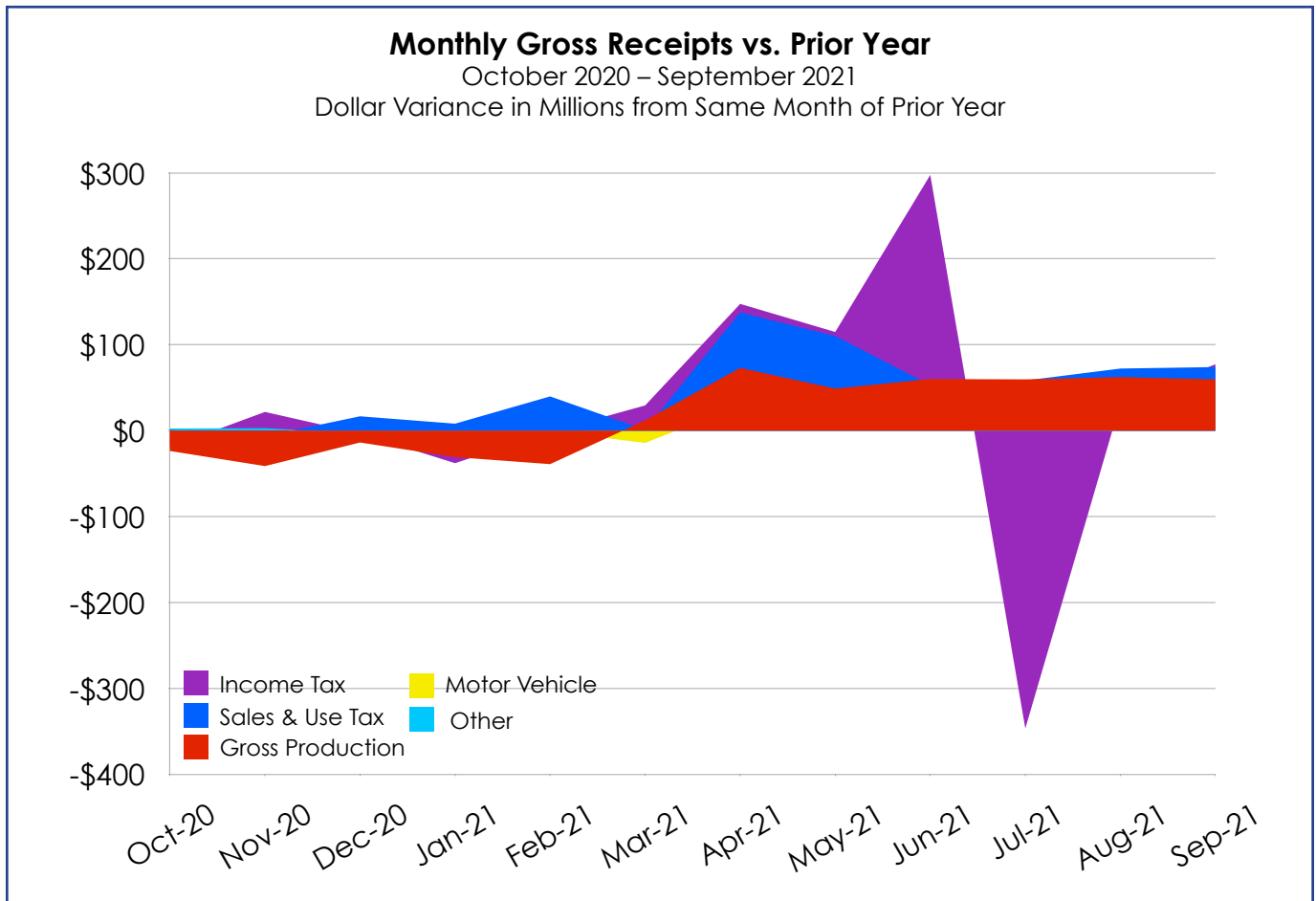
## MONTHLY COMPARISON

(In \$ millions)			Variance From Prior Year	
	September-20	September-21	\$	%
<b>Total Income Tax</b>	<b>452.7</b>	<b>530.0</b>	<b>77.3</b>	<b>17.1%</b>
<i>Individual</i>	346.4	373.3	27.0	7.8%
<i>Corporate</i>	106.4	156.7	50.3	47.3%
<b>Sales &amp; Use Tax (1)</b>	<b>457.8</b>	<b>531.8</b>	<b>74.0</b>	<b>16.2%</b>
<i>Sales Tax</i>	393.0	456.0	63.0	16.0%
<i>Use Tax</i>	64.8	75.8	11.1	17.1%
<b>Gross Production</b>	<b>46.4</b>	<b>106.1</b>	<b>59.7</b>	<b>128.7%</b>
<b>Motor Vehicle</b>	<b>58.9</b>	<b>70.7</b>	<b>11.7</b>	<b>19.9%</b>
<b>Other Sources (2)</b>	<b>133.5</b>	<b>140.5</b>	<b>7.0</b>	<b>5.3%</b>
<b>TOTAL REVENUE</b>	<b>1,149.3</b>	<b>1,379.1</b>	<b>229.8</b>	<b>20.0%</b>

(1) Includes Collections for Counties and Municipalities

(2) Gross Collections from OTC

Details may not sum due to rounding.



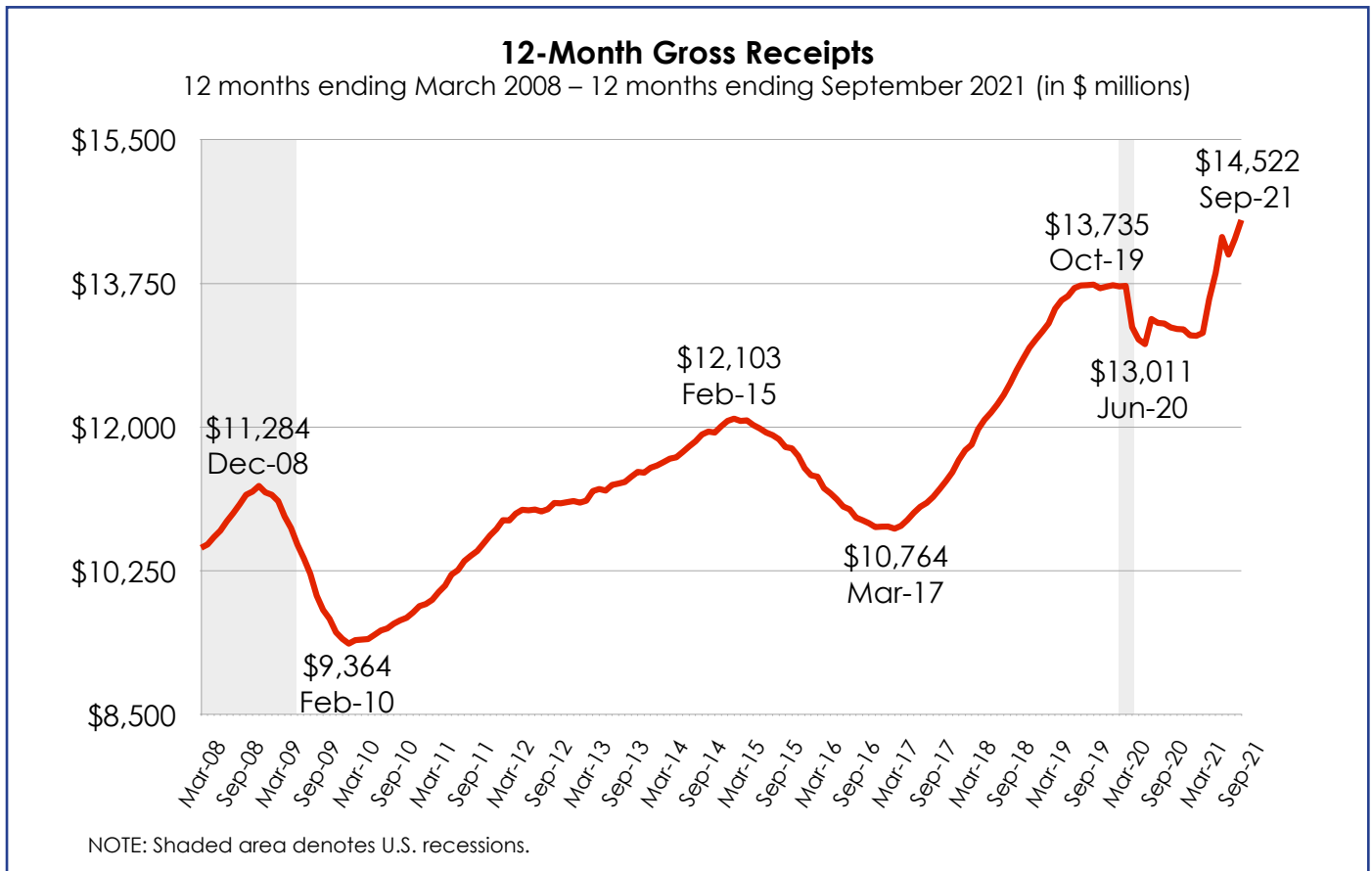
# Gross Receipts to Treasury

PRELIMINARY (In \$ millions)	12 Month Period Ending OCT 20 - SEP 21		Variance From Prior Year	
	Prior Year Oct 19 - Sep 20	Current Year Oct 20 - Sep 21	\$	%
<b>Total Income Tax</b>	<b>4,768.9</b>	<b>5,081.2</b>	<b>312.3</b>	<b>6.5%</b>
<i>Individual</i>	4,104.0	4,273.0	169.0	4.1%
<i>Corporate</i>	664.9	808.2	143.3	21.6%
<b>Sales and Use Tax (1)</b>	<b>5,458.2</b>	<b>6,023.6</b>	<b>565.5</b>	<b>10.4%</b>
<i>Sales Tax</i>	4,699.5	5,132.2	432.7	9.2%
<i>Use Tax</i>	758.7	891.5	132.8	17.5%
<b>Gross Production</b>	<b>708.8</b>	<b>936.0</b>	<b>227.1</b>	<b>32.0%</b>
<b>Motor Vehicle</b>	<b>773.6</b>	<b>853.5</b>	<b>79.9</b>	<b>10.3%</b>
<b>Other Sources (2)</b>	<b>1,552.3</b>	<b>1,628.0</b>	<b>75.6</b>	<b>4.9%</b>
<b>TOTAL REVENUE</b>	<b>13,261.8</b>	<b>14,522.3</b>	<b>1260.5</b>	<b>9.5%</b>

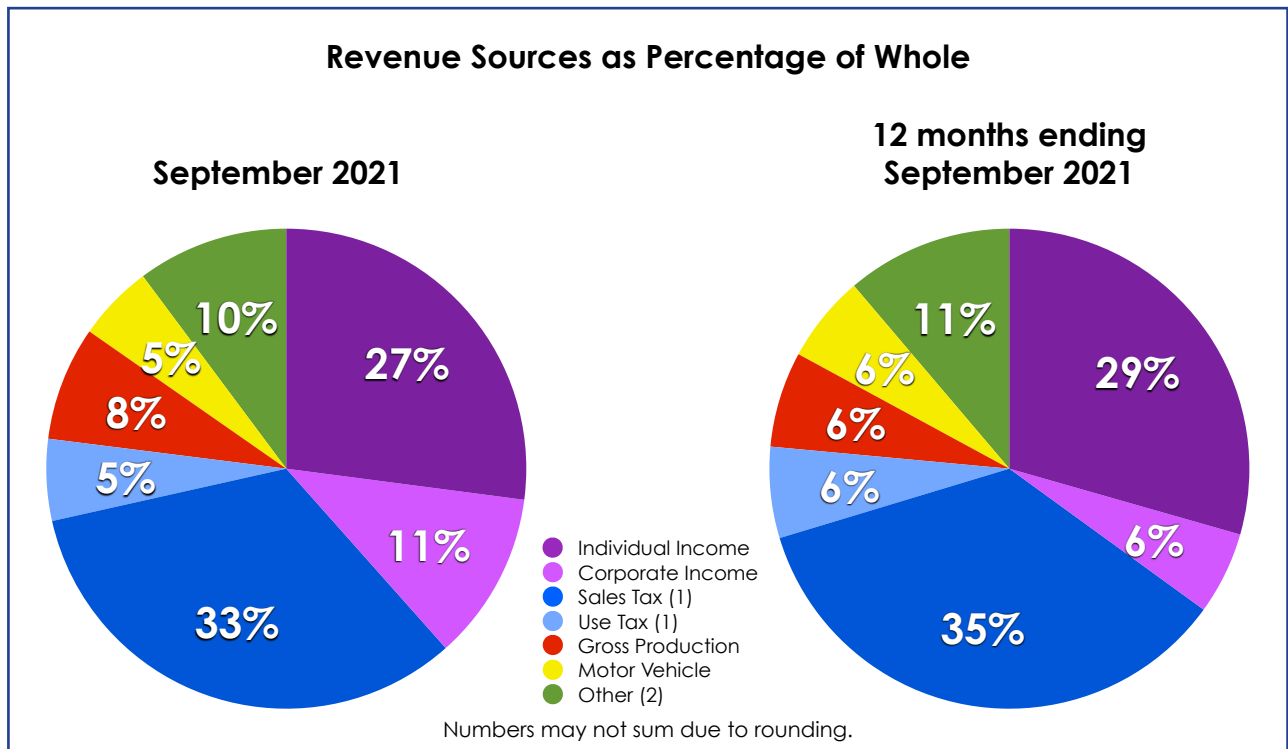
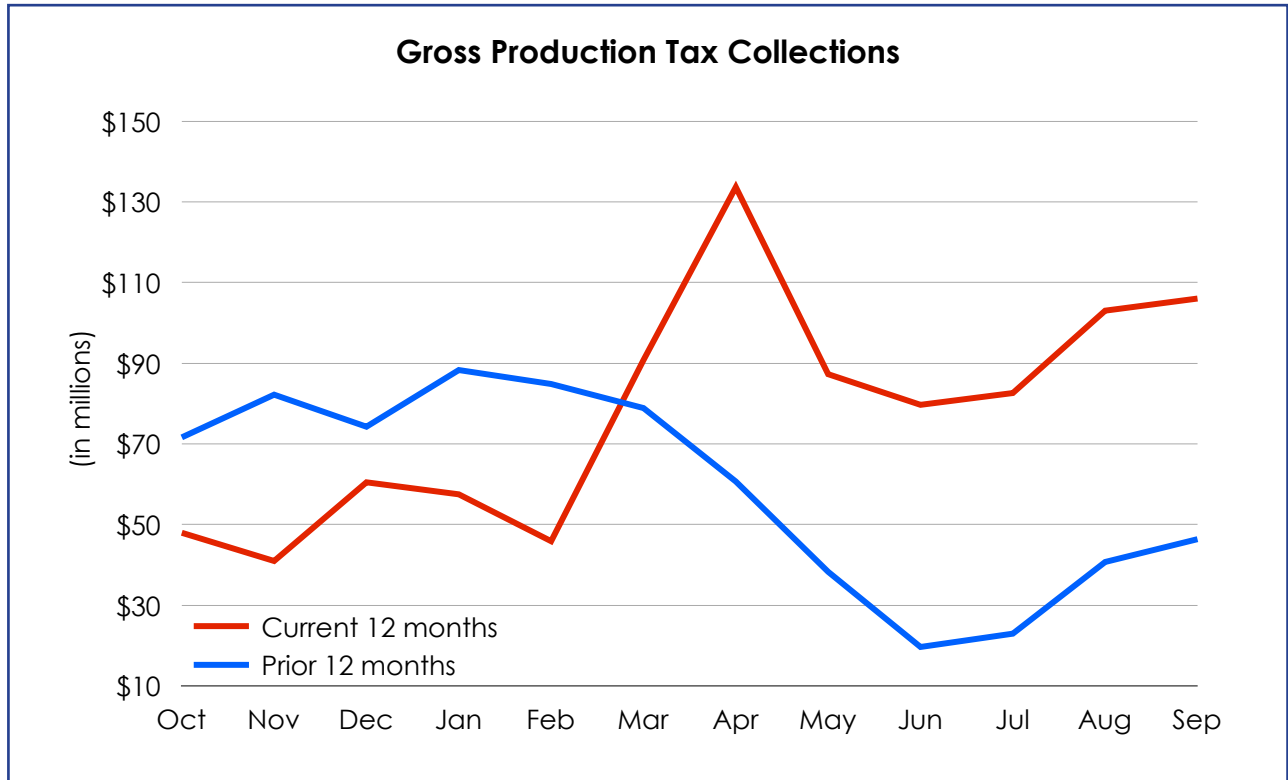
(1) Includes Collections for Counties and Municipalities

(2) Gross Collections from OTC

Details may not sum due to rounding.



# Gross Receipts to Treasury



(1) Includes Collections for Counties and Municipalities

(2) Gross Collections from OTC