

# Gross Receipts to Treasury

PRELIMINARY

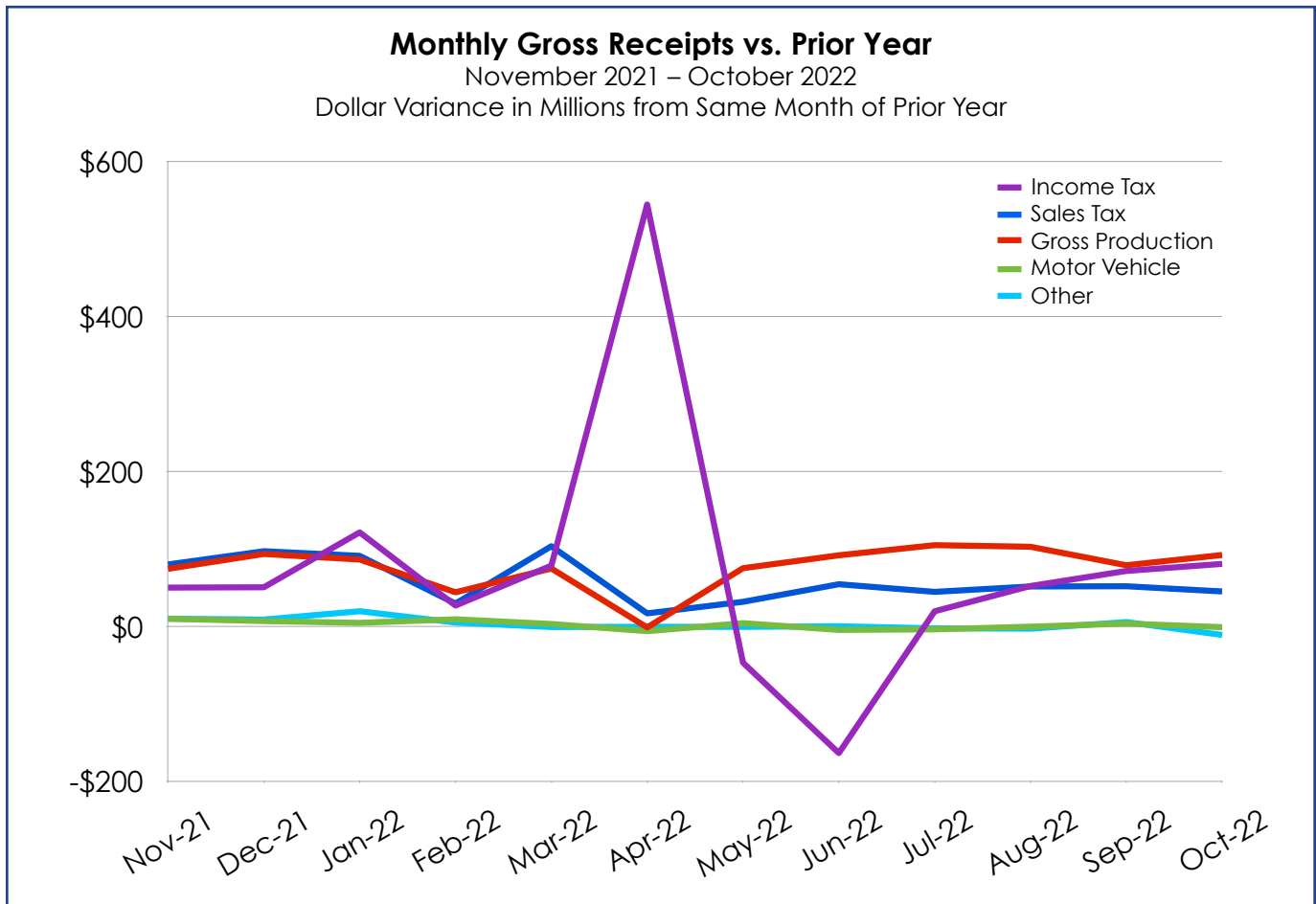
## MONTHLY COMPARISON

(In \$ millions)			Variance From Prior Year	
	October-21	October-22	\$	%
<b>Total Income Tax</b>	<b>414.1</b>	<b>494.5</b>	<b>80.4</b>	<b>19.4%</b>
<i>Individual</i>	380.5	450.5	70.1	18.4%
<i>Corporate</i>	33.7	44.0	10.3	30.7%
<b>Sales &amp; Use Tax (1)</b>	<b>529.1</b>	<b>573.9</b>	<b>44.8</b>	<b>8.5%</b>
<i>Sales Tax</i>	452.2	489.1	36.9	8.2%
<i>Use Tax</i>	76.9	84.9	7.9	10.3%
<b>Gross Production</b>	<b>105.8</b>	<b>197.7</b>	<b>91.9</b>	<b>86.9%</b>
<b>Motor Vehicle</b>	<b>68.1</b>	<b>66.8</b>	<b>(1.3)</b>	<b>-1.9%</b>
<b>Other Sources (2)</b>	<b>155.9</b>	<b>144.6</b>	<b>(11.3)</b>	<b>-7.3%</b>
<b>TOTAL REVENUE</b>	<b>1,273.0</b>	<b>1,477.5</b>	<b>204.6</b>	<b>16.1%</b>

(1) Includes Collections for Counties and Municipalities

(2) Gross Collections from OTC

Details may not sum due to rounding.



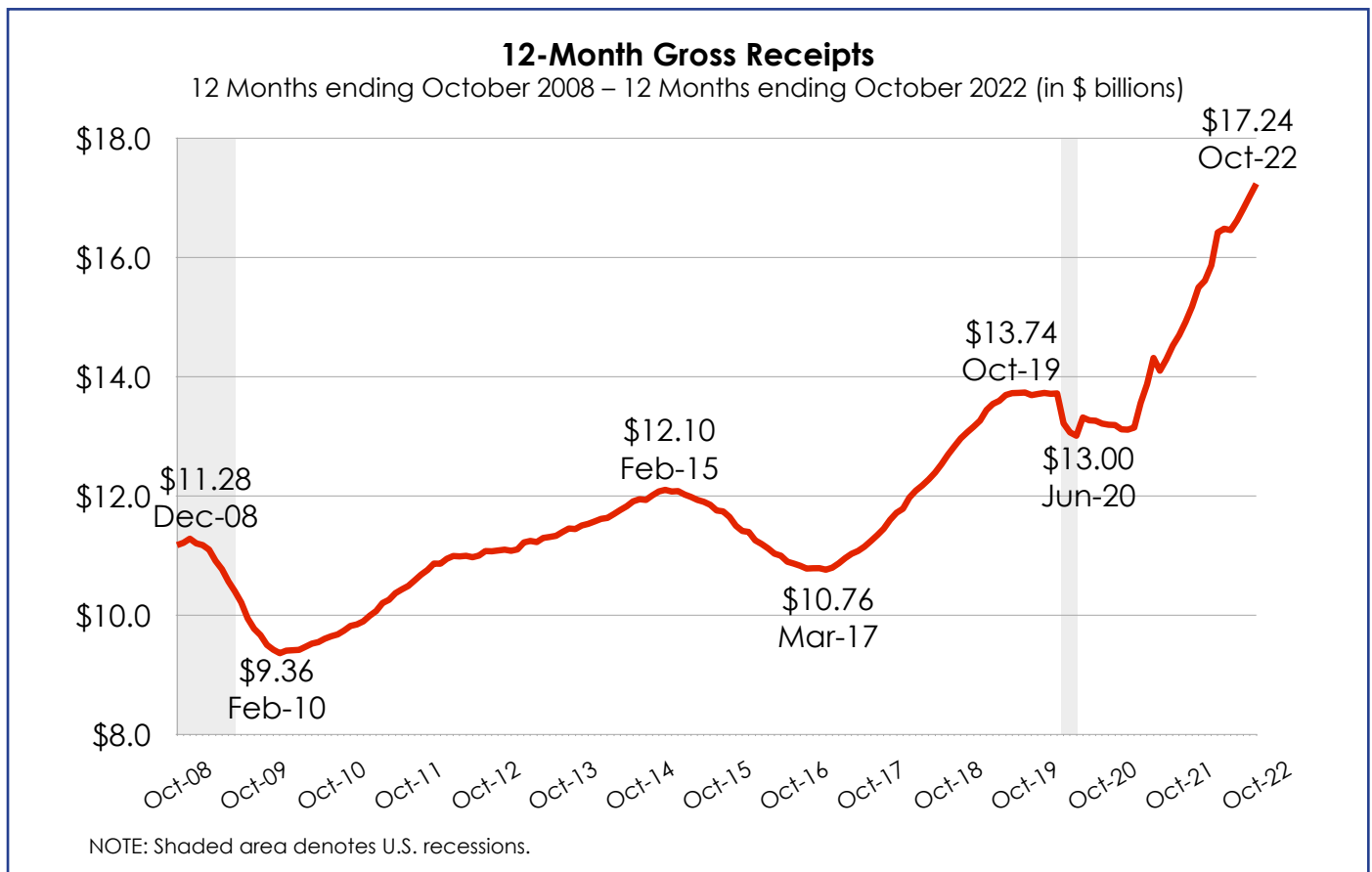
# Gross Receipts to Treasury

PRELIMINARY (In \$ millions)	12 Month Period Ending Nov 21-Oct 22		Variance From Prior Year	
	Prior Year Nov 20-Oct-21	Current Year Nov 21-Oct 22	\$	%
<b>Total Income Tax</b>	<b>5,118.6</b>	<b>6,000.7</b>	<b>882.1</b>	<b>17.2%</b>
<i>Individual</i>	4,307.5	4,965.0	657.5	15.3%
<i>Corporate</i>	811.1	1,035.6	224.6	27.7%
<b>Sales and Use Tax (1)</b>	<b>6,092.6</b>	<b>6,786.3</b>	<b>693.7</b>	<b>11.4%</b>
<i>Sales Tax</i>	5,188.2	5,754.4	566.2	10.9%
<i>Use Tax</i>	904.4	1,031.9	127.5	14.1%
<b>Gross Production</b>	<b>993.8</b>	<b>1,907.5</b>	<b>913.7</b>	<b>91.9%</b>
<b>Motor Vehicle</b>	<b>852.2</b>	<b>874.6</b>	<b>22.4</b>	<b>2.6%</b>
<b>Other Sources (2)</b>	<b>1,640.9</b>	<b>1,668.4</b>	<b>27.5</b>	<b>1.7%</b>
<b>TOTAL REVENUE</b>	<b>14,698.1</b>	<b>17,237.5</b>	<b>2,539.38</b>	<b>17.3%</b>

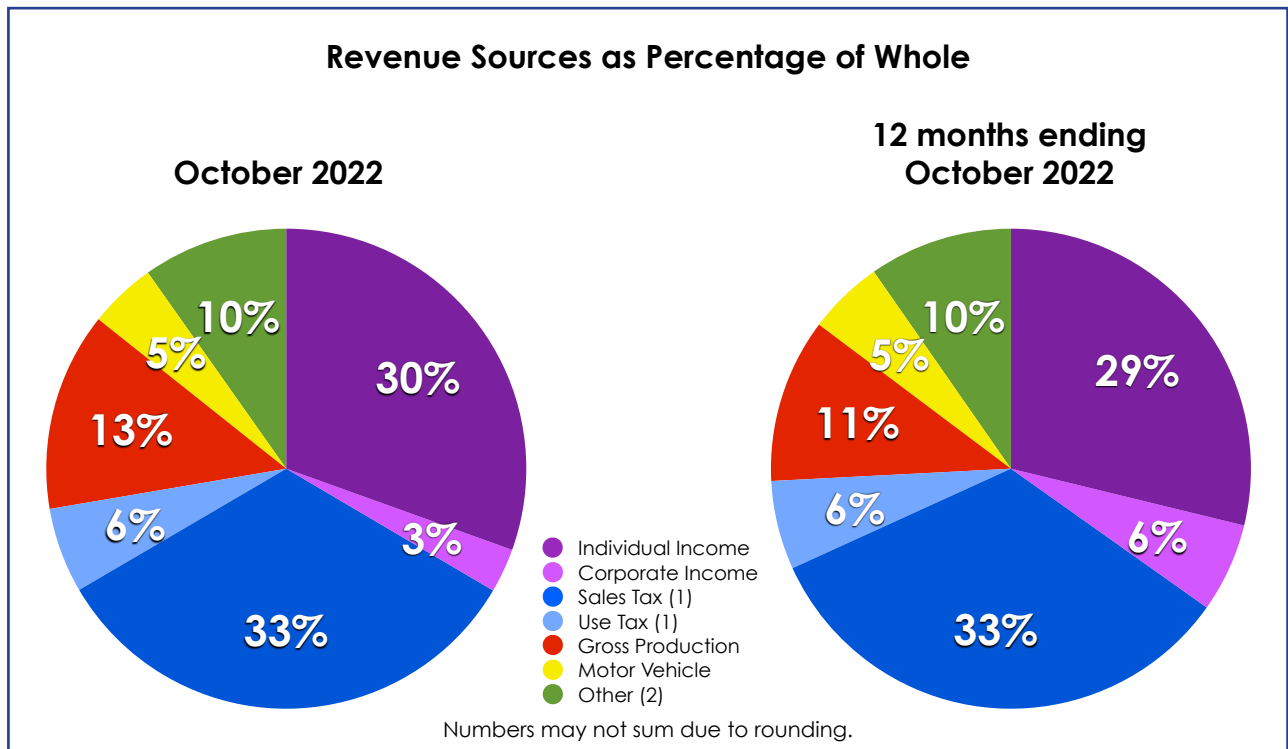
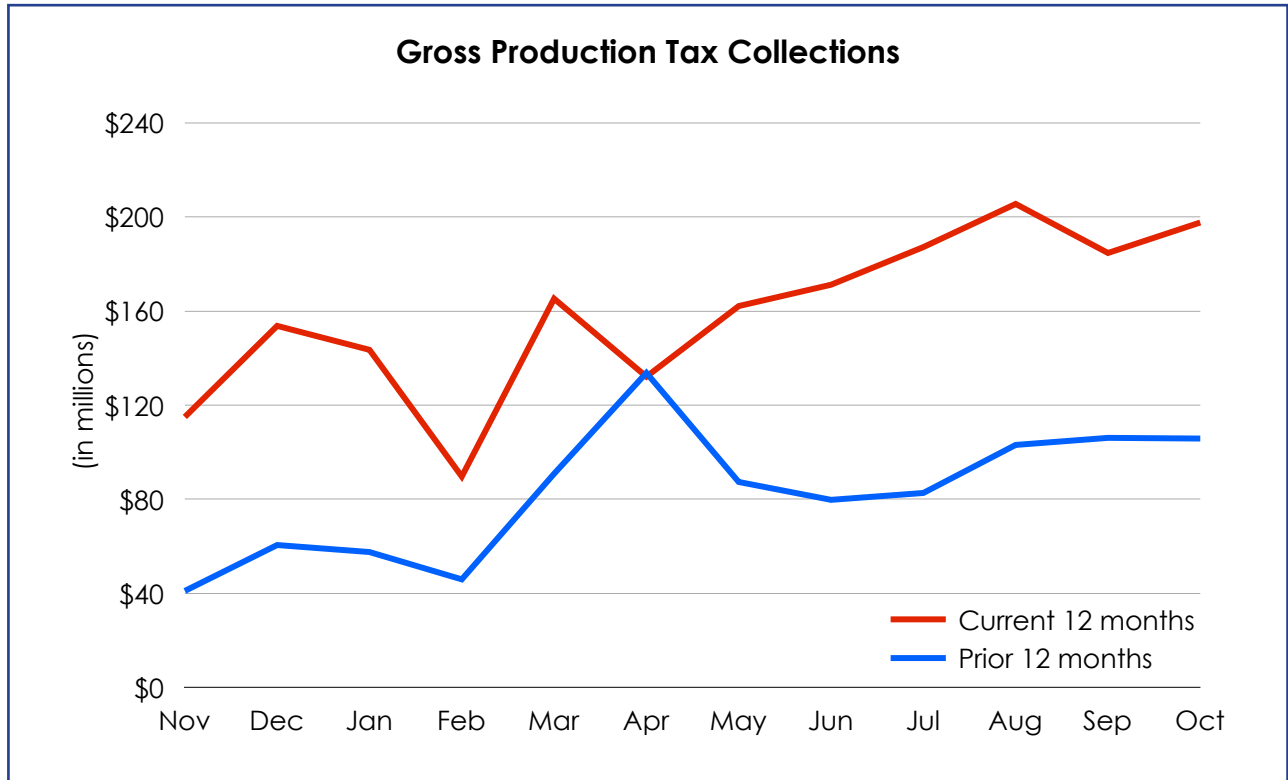
(1) Includes Collections for Counties and Municipalities

(2) Gross Collections from OTC

Details may not sum due to rounding.



# Gross Receipts to Treasury



(1) Includes Collections for Counties and Municipalities

(2) Gross Collections from OTC