

Gross Receipts to Treasury

PRELIMINARY

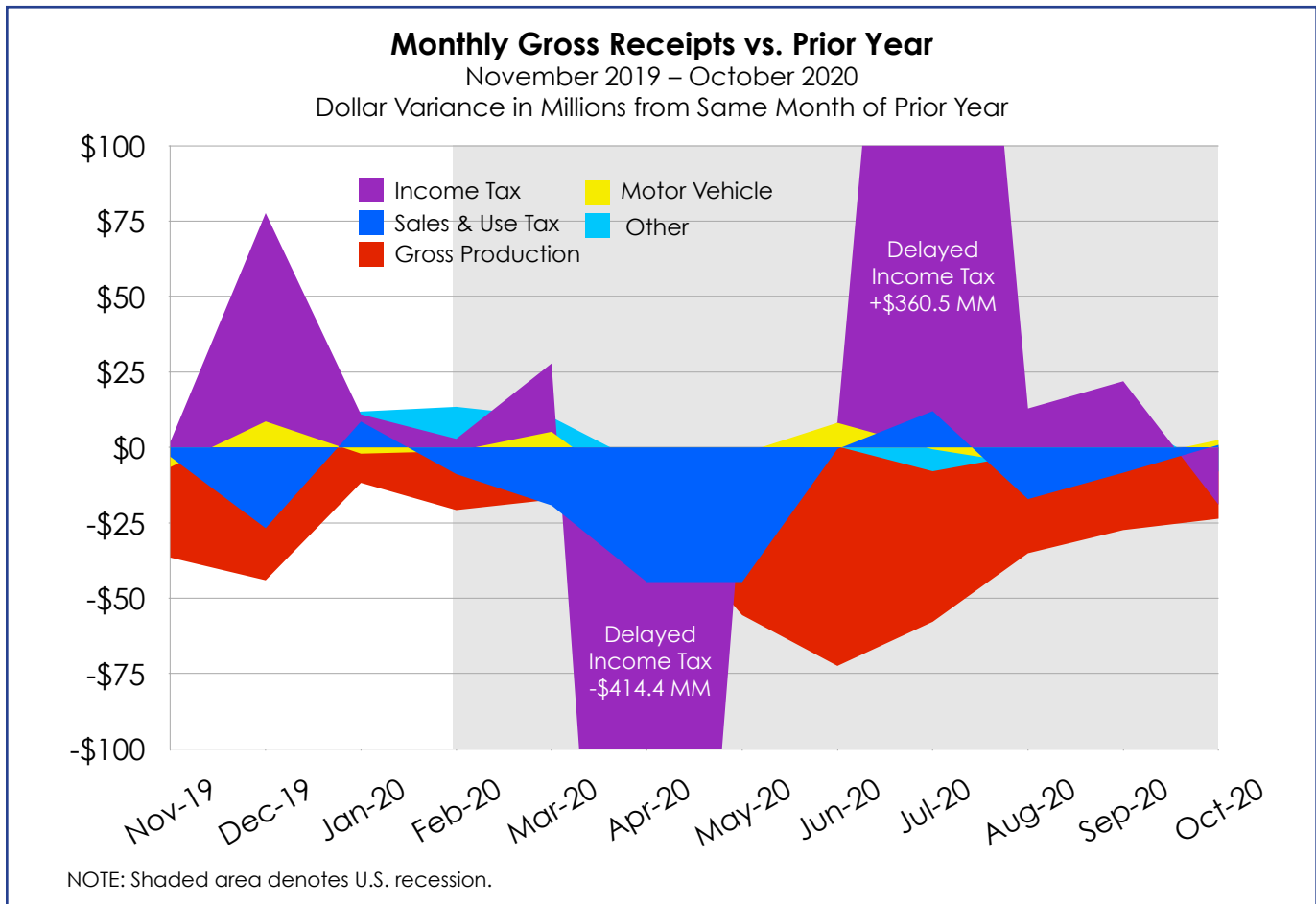
MONTHLY COMPARISON

(In \$ millions)			Variance From Prior Year	
	October-19	October-20	\$	%
Total Income Tax	395.7	376.7	(19.0)	-4.8%
<i>Individual</i>	373.9	345.9	(28.0)	-7.5%
<i>Corporate</i>	21.8	30.8	9.0	41.1%
Sales & Use Tax (1)	459.3	460.1	0.8	0.2%
<i>Sales Tax</i>	399.0	396.1	(2.8)	-0.7%
<i>Use Tax</i>	60.4	64.0	3.6	6.0%
Gross Production	71.6	48.0	(23.7)	-33.0%
Motor Vehicle	66.9	69.4	2.5	3.7%
Other Sources (2)	151.0	143.0	(8.0)	-5.3%
TOTAL REVENUE	1,144.6	1,097.2	(47.4)	-4.1%

(1) Includes Collections for Counties and Municipalities

(2) Gross Collections from OTC

Details may not sum due to rounding.



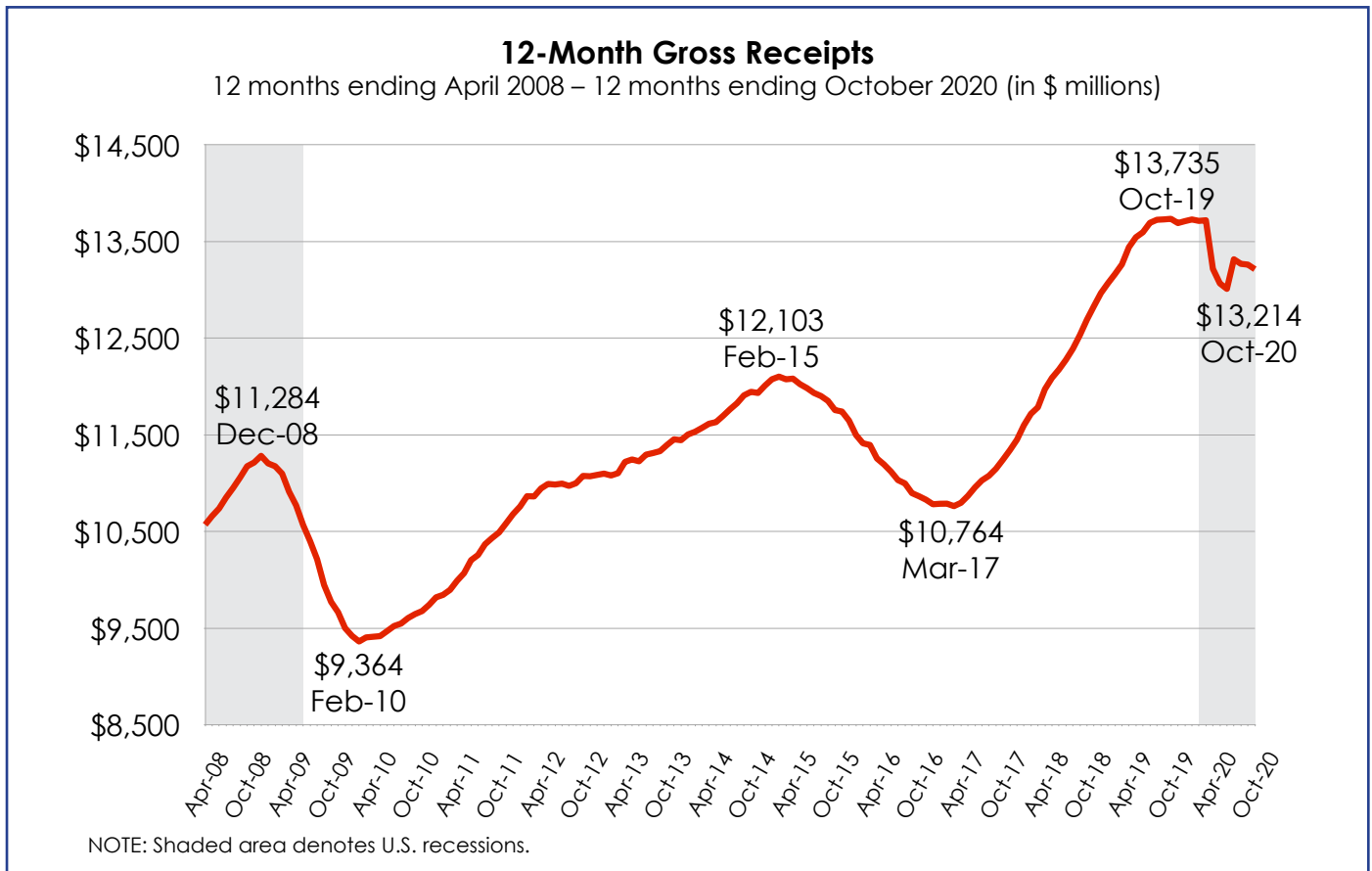
Gross Receipts to Treasury

PRELIMINARY (In \$ millions)	12 Month Period Ending Nov 19 - Oct 20		Variance From Prior Year	
	Prior Year	Current Year	\$	%
	Nov 18 - Oct 19	Nov 19 - Oct 20		
Total Income Tax	4,674.4	4,749.9	75.5	1.6%
<i>Individual</i>	4,150.1	4,076.0	(74.2)	-1.8%
<i>Corporate</i>	524.3	673.9	149.7	28.5%
Sales and Use Tax (1)	5,611.2	5,459.0	(152.2)	-2.7%
<i>Sales Tax</i>	4,892.4	4,696.7	(195.8)	-4.0%
<i>Use Tax</i>	718.8	762.3	43.5	6.1%
Gross Production	1,107.1	685.2	(421.9)	-38.1%
Motor Vehicle	792.5	776.0	(16.5)	-2.1%
Other Sources (2)	1,550.2	1,544.3	(5.9)	-0.4%
TOTAL REVENUE	13,735.4	13,214.4	(521.0)	-3.8%

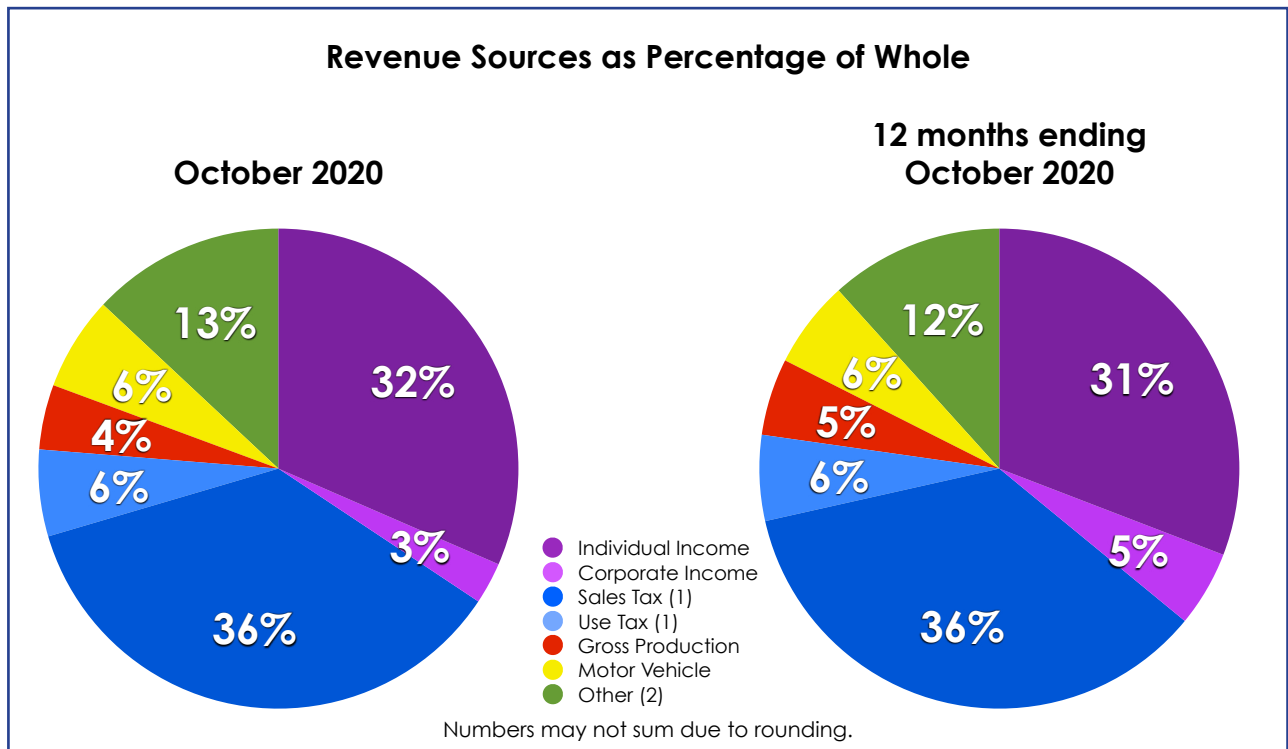
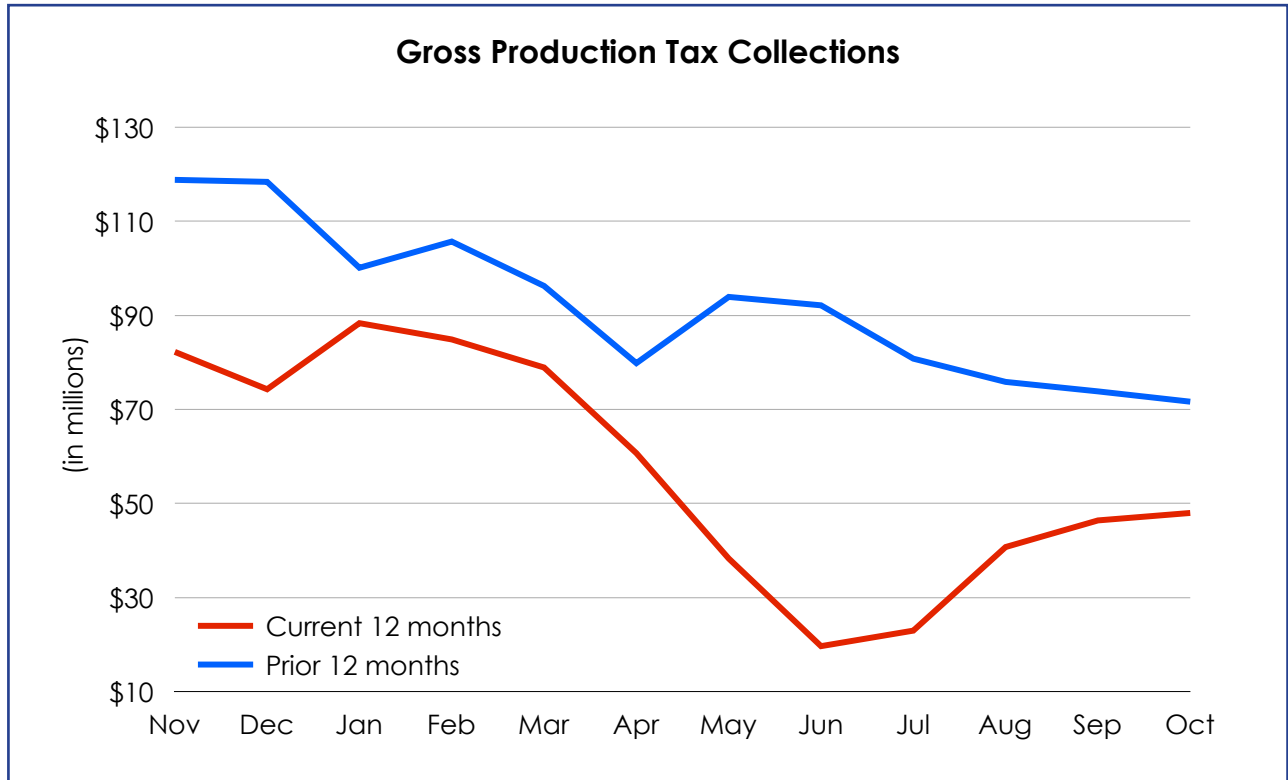
(1) Includes Collections for Counties and Municipalities

(2) Gross Collections from OTC

Details may not sum due to rounding.



Gross Receipts to Treasury



(1) Includes Collections for Counties and Municipalities

(2) Gross Collections from OTC