

Gross Receipts to Treasury

PRELIMINARY

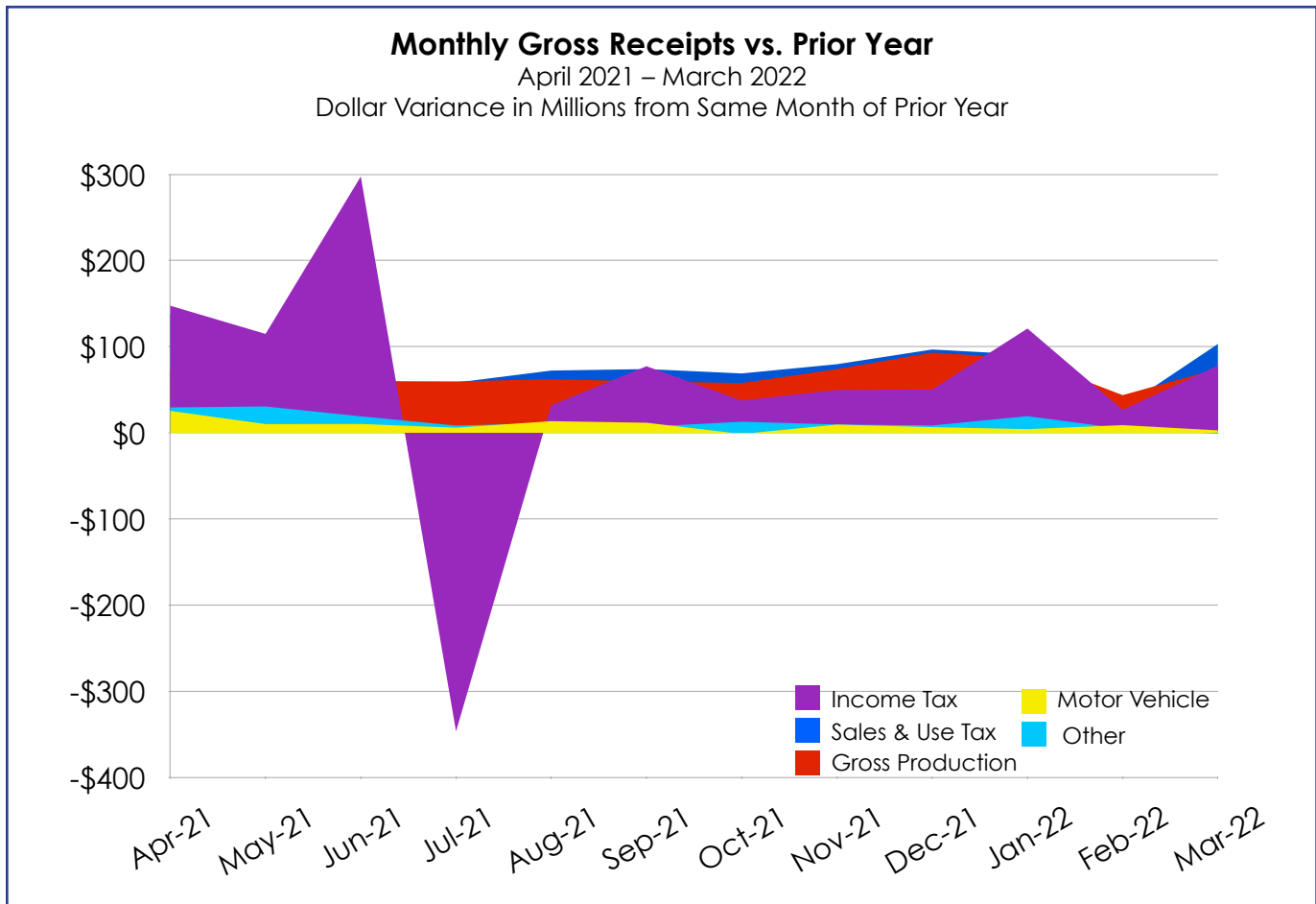
MONTHLY COMPARISON

| (In \$ millions) | | | Variance From Prior Year | |
|--------------------------------|----------------|----------------|--------------------------|--------------|
| | March-21 | March-22 | \$ | % |
| Total Income Tax | 412.0 | 490.1 | 78.1 | 19.0% |
| <i>Individual</i> | 365.6 | 420.1 | 54.5 | 14.9% |
| <i>Corporate</i> | 46.4 | 70.0 | 23.6 | 50.9% |
| Sales & Use Tax (1) | 423.0 | 526.2 | 103.2 | 24.4% |
| <i>Sales Tax</i> | 363.6 | 450.5 | 86.9 | 23.9% |
| <i>Use Tax</i> | 59.4 | 75.6 | 16.3 | 27.4% |
| Gross Production | 90.8 | 165.3 | 74.5 | 82.0% |
| Motor Vehicle | 79.7 | 82.5 | 2.8 | 3.6% |
| Other Sources (2) | 120.1 | 119.1 | (1.1) | -0.9% |
| TOTAL REVENUE | 1,125.5 | 1,383.1 | 257.6 | 22.9% |

(1) Includes Collections for Counties and Municipalities

(2) Gross Collections from OTC

Details may not sum due to rounding.



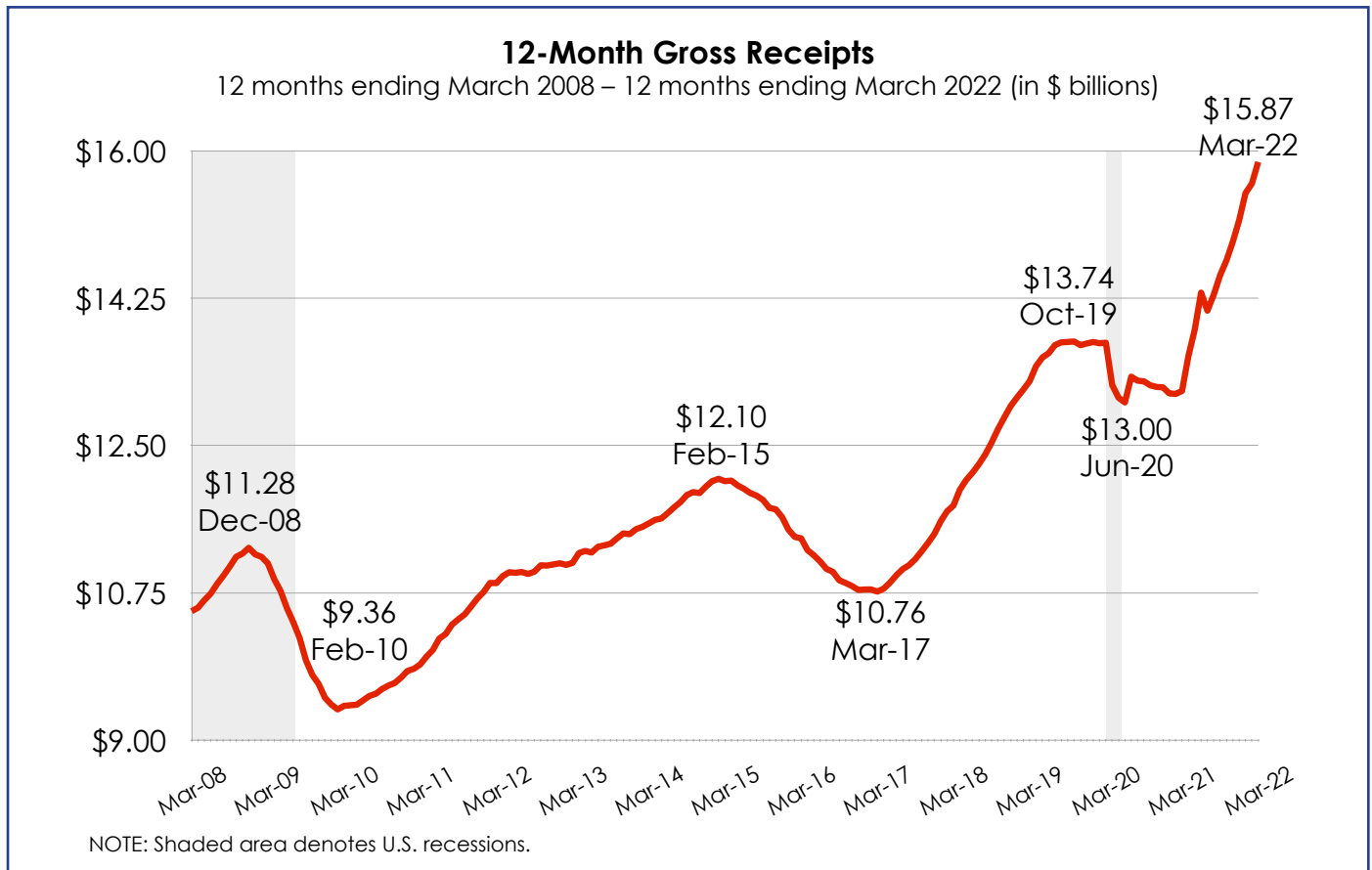
Gross Receipts to Treasury

| PRELIMINARY (In \$ millions) | 12 Month Period Ending April 21-March 22 | | Variance From Prior Year | |
|---------------------------------|---|-------------------------------|--------------------------|---------------|
| | Prior Year Apr 20-Mar 21 | Current Year Apr 21-Mar 22 | \$ | % |
| Total Income Tax | 4,758.6 | 5,444.5 | 685.9 | 14.4% |
| <i>Individual</i> | 4,123.9 | 4,523.6 | 399.7 | 9.7% |
| <i>Corporate</i> | 634.7 | 920.9 | 286.2 | 45.1% |
| Sales and Use Tax (1) | 5,518.1 | 6,492.2 | 974.0 | 17.7% |
| <i>Sales Tax</i> | 4,702.5 | 5,525.0 | 822.5 | 17.5% |
| <i>Use Tax</i> | 815.6 | 967.2 | 151.5 | 18.6% |
| Gross Production | 572.2 | 1,365.2 | 793.0 | 138.6% |
| Motor Vehicle | 776.4 | 884.5 | 108.1 | 13.9% |
| Other Sources (2) | 1,522.1 | 1,682.1 | 160.0 | 10.5% |
| TOTAL REVENUE | 13,147.5 | 15,868.4 | 2,720.93 | 20.7% |

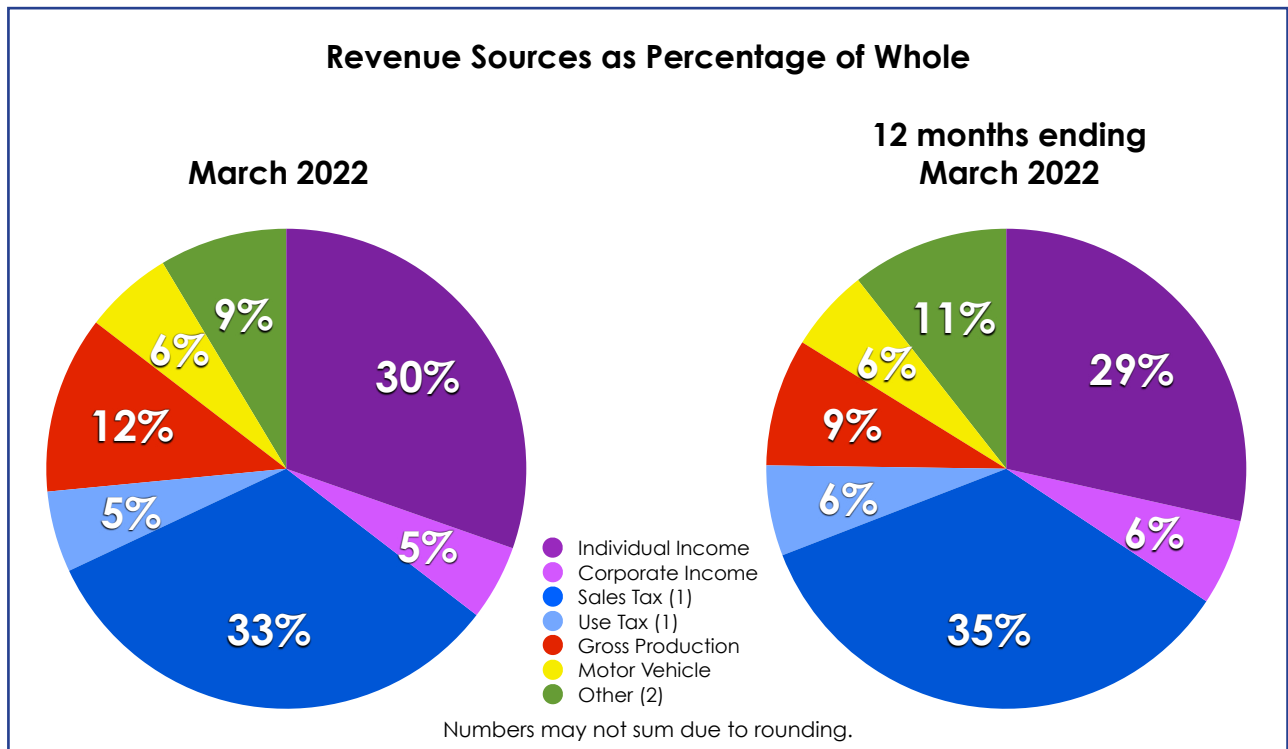
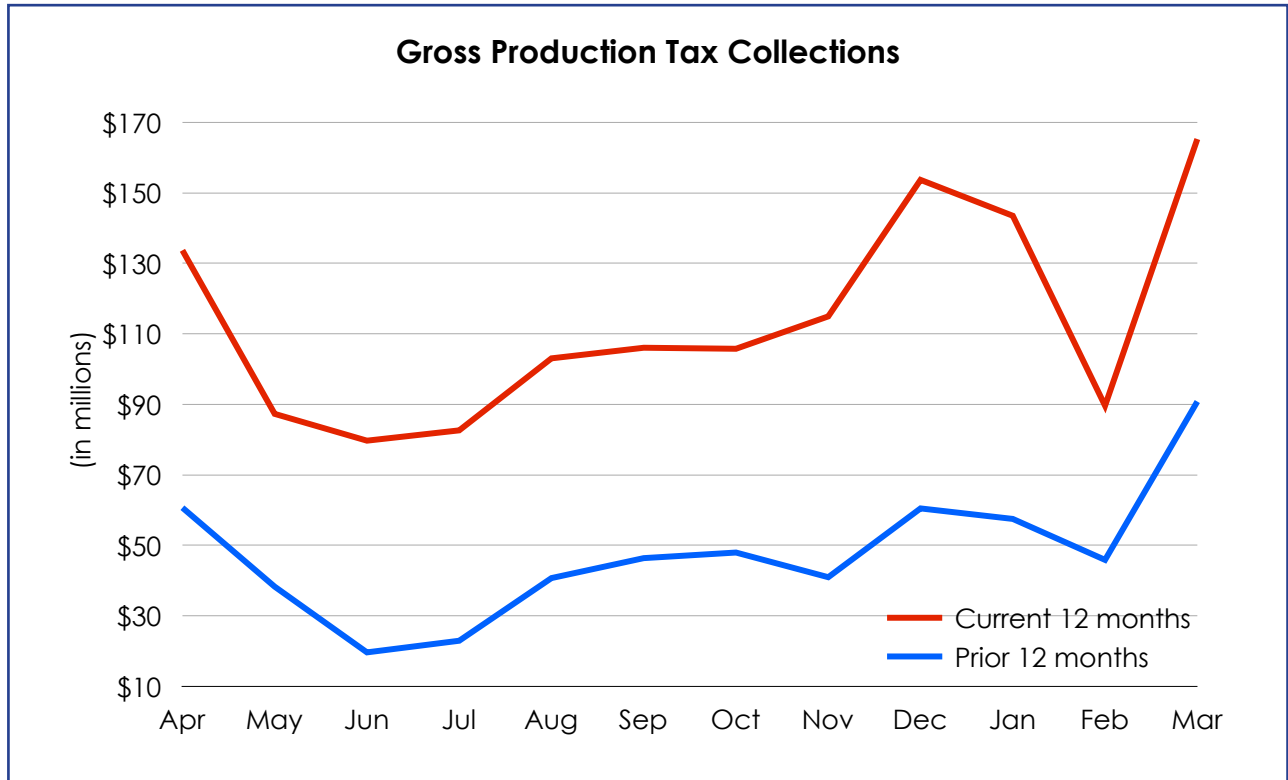
(1) Includes Collections for Counties and Municipalities

(2) Gross Collections from OTC

Details may not sum due to rounding.



Gross Receipts to Treasury



(1) Includes Collections for Counties and Municipalities

(2) Gross Collections from OTC