

Gross Receipts to Treasury

PRELIMINARY

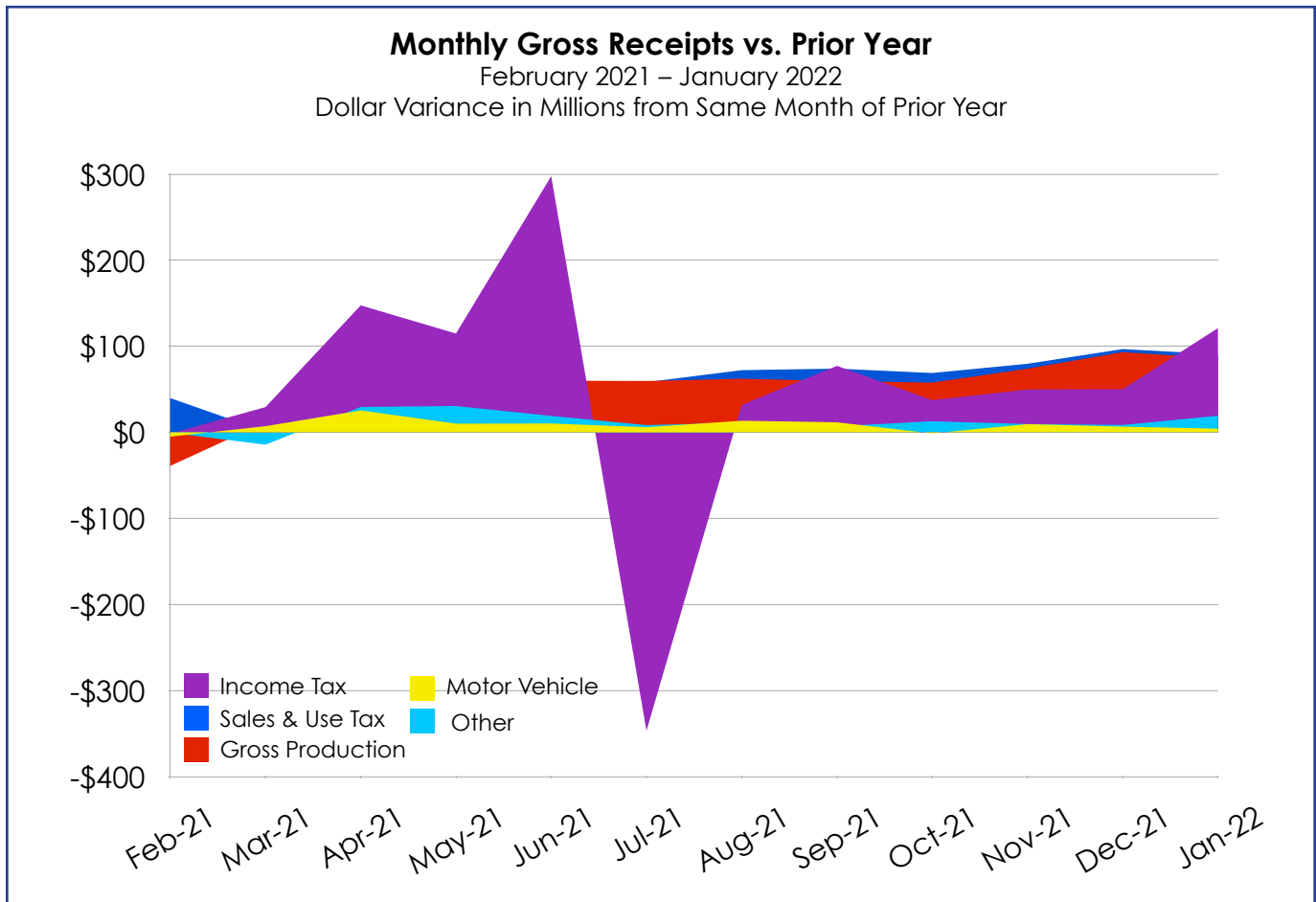
MONTHLY COMPARISON

(In \$ millions)			Variance From Prior Year	
	January-21	January-22	\$	%
Total Income Tax	432.4	553.5	121.1	28.0%
<i>Individual</i>	381.5	446.4	64.8	17.0%
<i>Corporate</i>	50.9	107.1	56.3	110.6%
Sales & Use Tax (1)	506.4	597.1	90.8	17.9%
<i>Sales Tax</i>	415.1	493.2	78.1	18.8%
<i>Use Tax</i>	91.2	103.9	12.7	13.9%
Gross Production	57.5	143.5	86.0	149.5%
Motor Vehicle	64.5	68.8	4.3	6.7%
Other Sources (2)	126.2	145.5	19.3	15.3%
TOTAL REVENUE	1,186.9	1,508.4	321.5	27.1%

(1) Includes Collections for Counties and Municipalities

(2) Gross Collections from OTC

Details may not sum due to rounding.



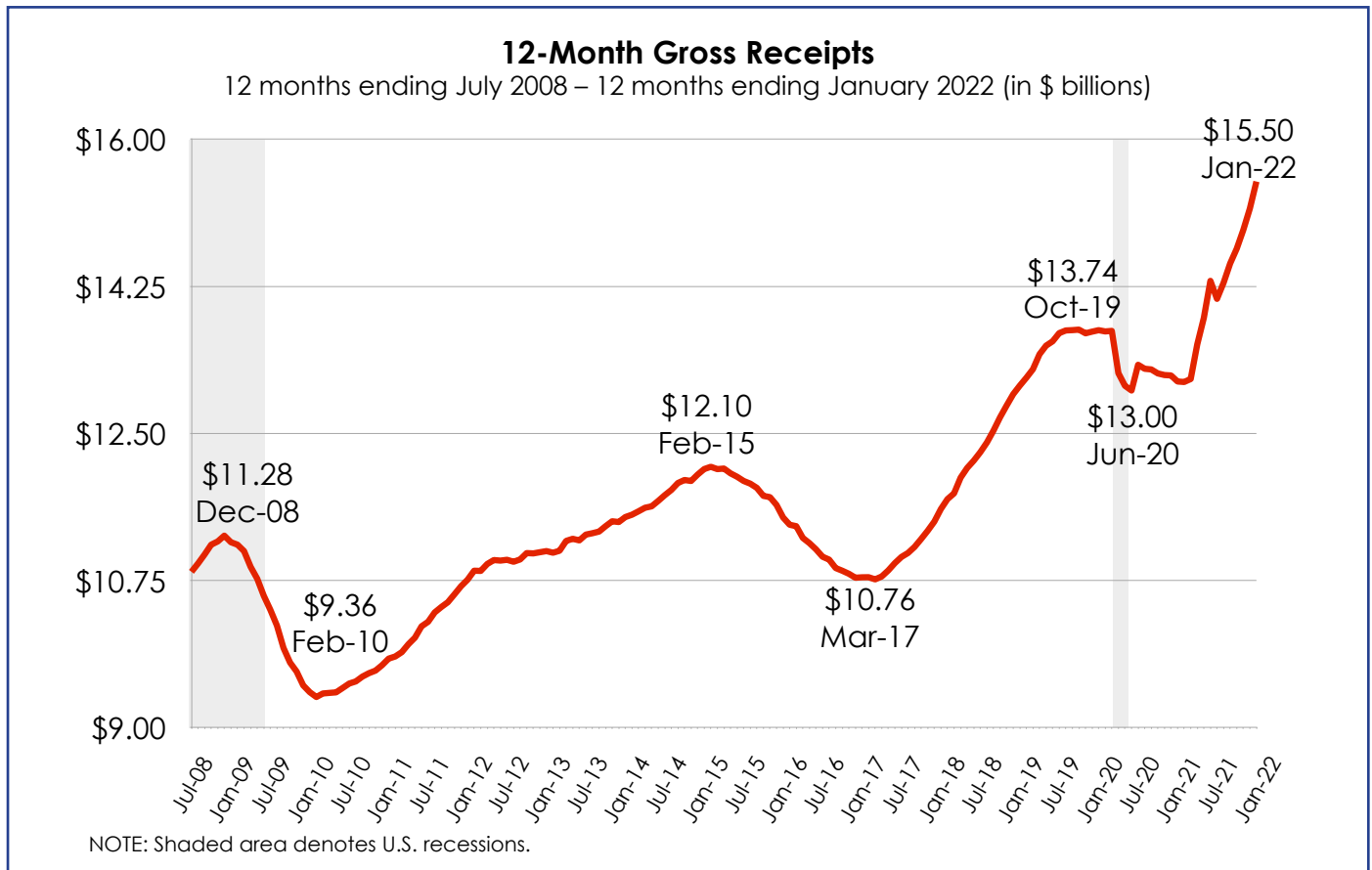
Gross Receipts to Treasury

PRELIMINARY (In \$ millions)	12 Month Period Ending Feb 21 - Jan 22		Variance From Prior Year	
	Prior Year Feb 20-Jan 21	Current Year Feb 21-Jan 22	\$	%
Total Income Tax	4,730.6	5,339.7	609.2	12.9%
<i>Individual</i>	4,080.5	4,452.6	372.1	9.1%
<i>Corporate</i>	650.1	887.1	237.1	36.5%
Sales and Use Tax (1)	5,477.3	6,359.8	882.5	16.1%
<i>Sales Tax</i>	4,679.0	5,415.2	736.2	15.7%
<i>Use Tax</i>	798.4	944.6	146.2	18.3%
Gross Production	599.3	1,247.0	647.7	108.1%
Motor Vehicle	774.2	872.7	98.5	12.7%
Other Sources (2)	1,536.9	1,678.4	141.5	9.2%
TOTAL REVENUE	13,118.3	15,497.7	2,379.3	18.1%

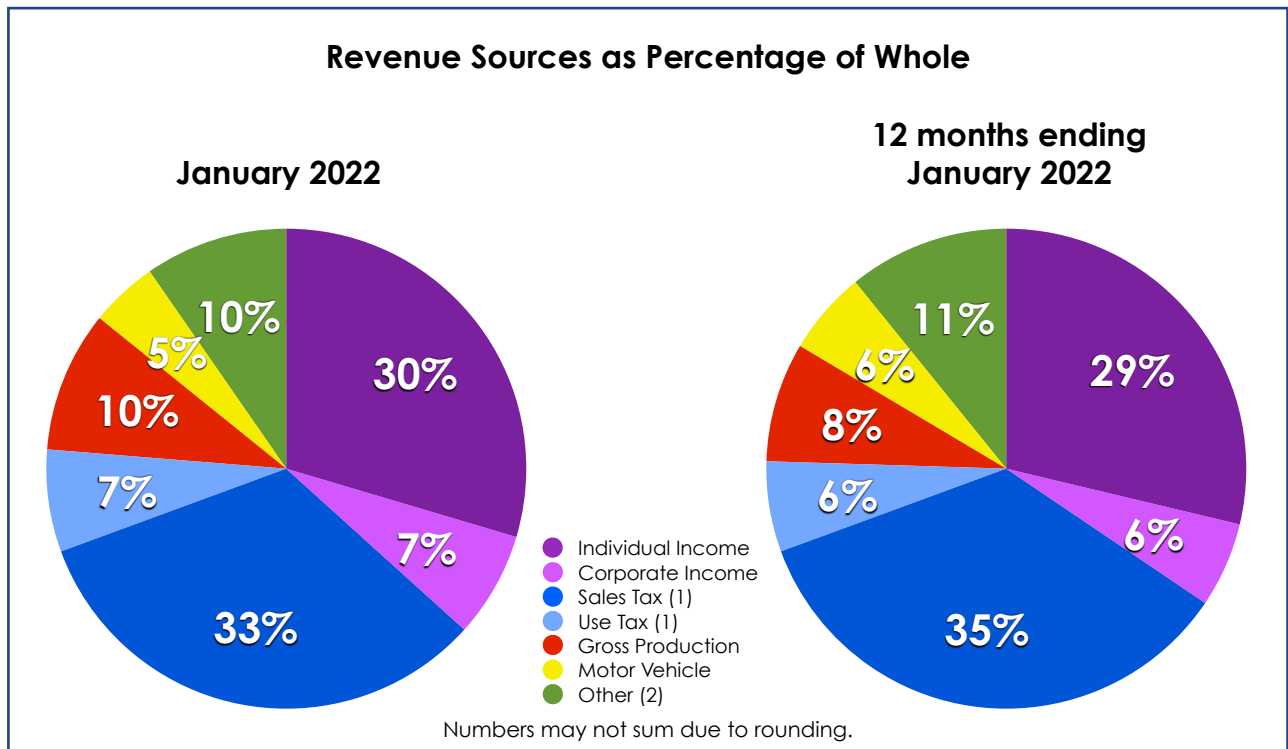
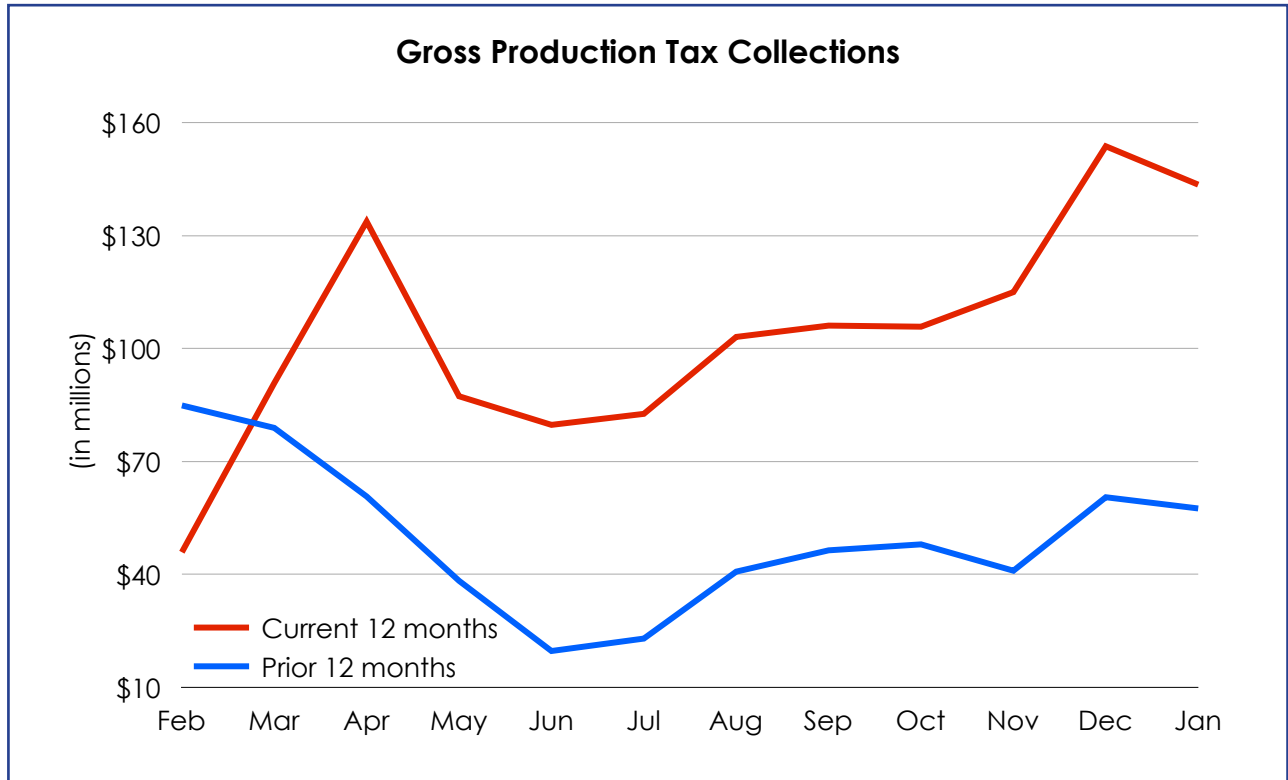
(1) Includes Collections for Counties and Municipalities

(2) Gross Collections from OTC

Details may not sum due to rounding.



Gross Receipts to Treasury



(1) Includes Collections for Counties and Municipalities

(2) Gross Collections from OTC