

Gross Receipts to Treasury

PRELIMINARY

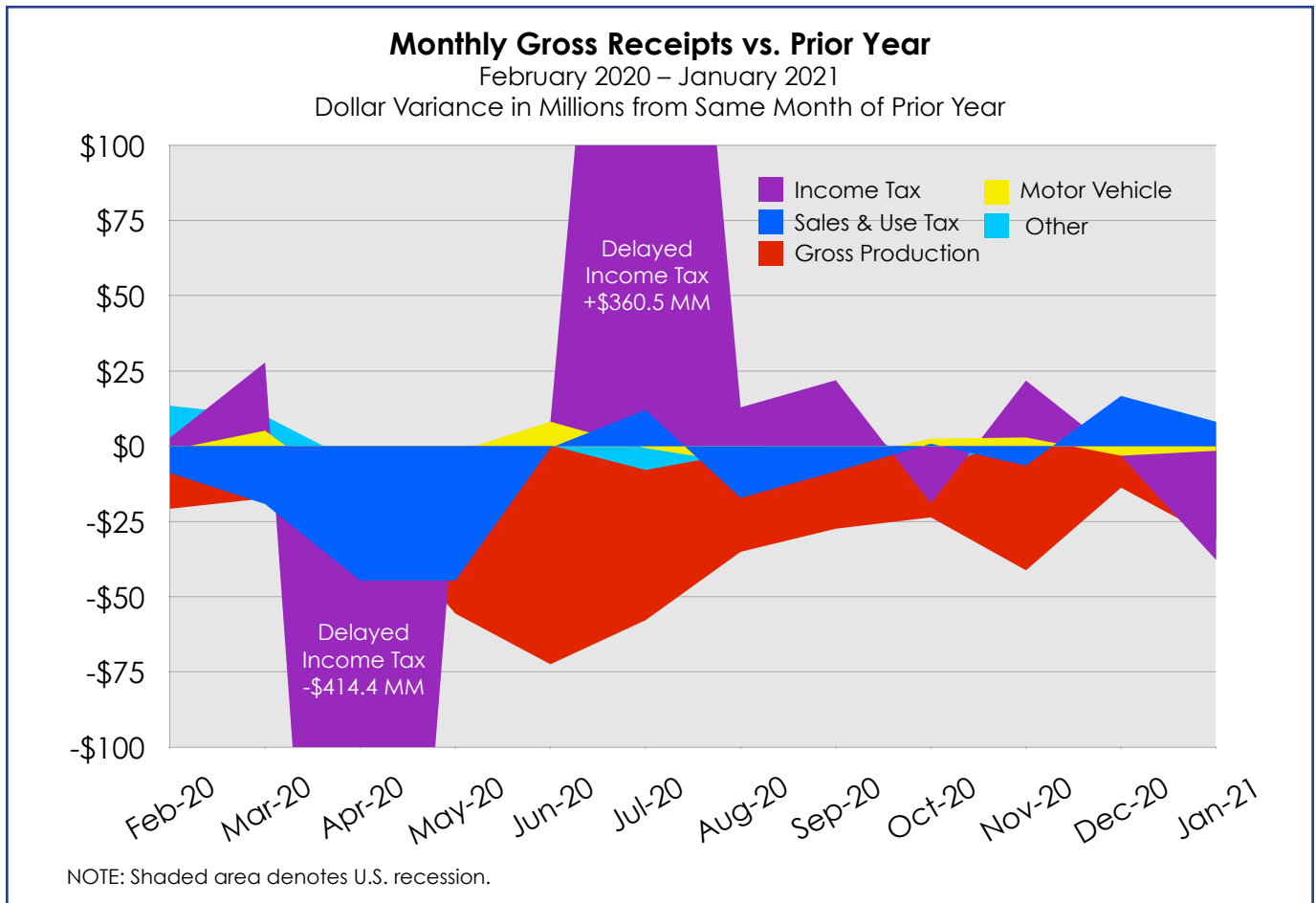
MONTHLY COMPARISON

(In \$ millions)	MONTHLY COMPARISON		Variance From Prior Year	
	January-20	January-21	\$	%
Total Income Tax	470.3	432.4	(37.9)	-8.0%
<i>Individual</i>	412.4	381.5	(30.8)	-7.5%
<i>Corporate</i>	57.9	50.9	(7.0)	-12.2%
Sales & Use Tax (1)	498.3	506.4	8.1	1.6%
<i>Sales Tax</i>	415.3	415.1	(0.2)	0.0%
<i>Use Tax</i>	83.0	91.2	8.3	9.9%
Gross Production	88.3	57.5	(30.8)	-34.9%
Motor Vehicle	66.0	64.5	(1.5)	-2.3%
Other Sources (2)	136.1	126.2	(10.0)	-7.3%
TOTAL REVENUE	1,259.0	1,186.9	(72.1)	-5.7%

(1) Includes Collections for Counties and Municipalities

(2) Gross Collections from OTC

Details may not sum due to rounding.



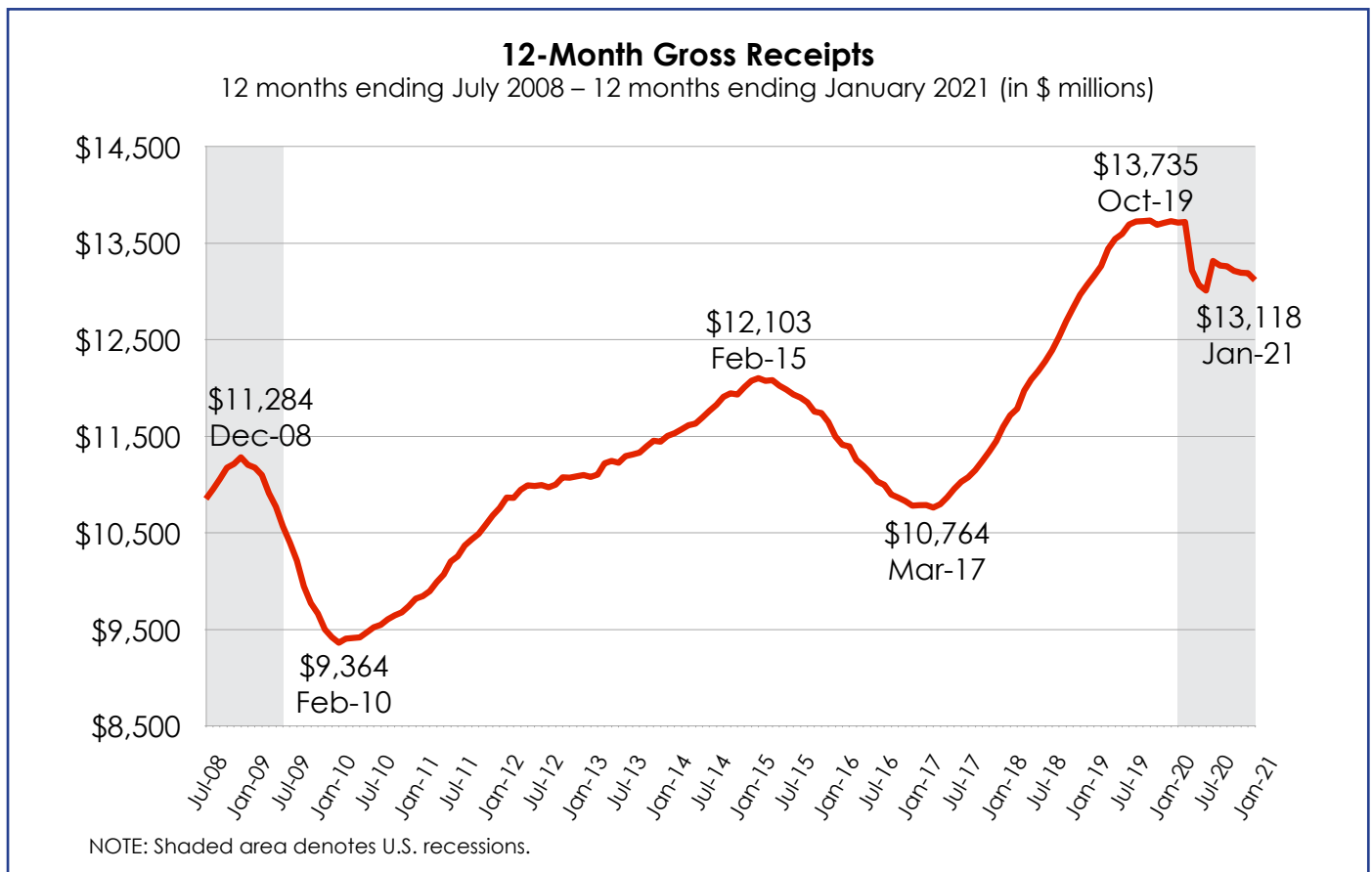
Gross Receipts to Treasury

PRELIMINARY (In \$ millions)	12 Month Period Ending Feb 20 - Jan 21		Variance From Prior Year	
	Prior Year Feb 19 - Jan 20	Current Year Feb 20 - Jan 21	\$	%
Total Income Tax	4,764.8	4,730.6	(34.2)	-0.7%
<i>Individual</i>	4,179.9	4,080.5	(99.4)	-2.4%
<i>Corporate</i>	584.9	650.1	65.2	11.1%
Sales and Use Tax (1)	5,589.8	5,477.3	(112.5)	-2.0%
<i>Sales Tax</i>	4,861.7	4,679.0	(182.7)	-3.8%
<i>Use Tax</i>	728.2	798.4	70.2	9.6%
Gross Production	1,014.6	599.3	(415.3)	-40.9%
Motor Vehicle	792.4	774.2	(18.2)	-2.3%
Other Sources (2)	1,567.0	1,536.9	(30.1)	-1.9%
TOTAL REVENUE	13,728.7	13,118.3	(610.4)	-4.4%

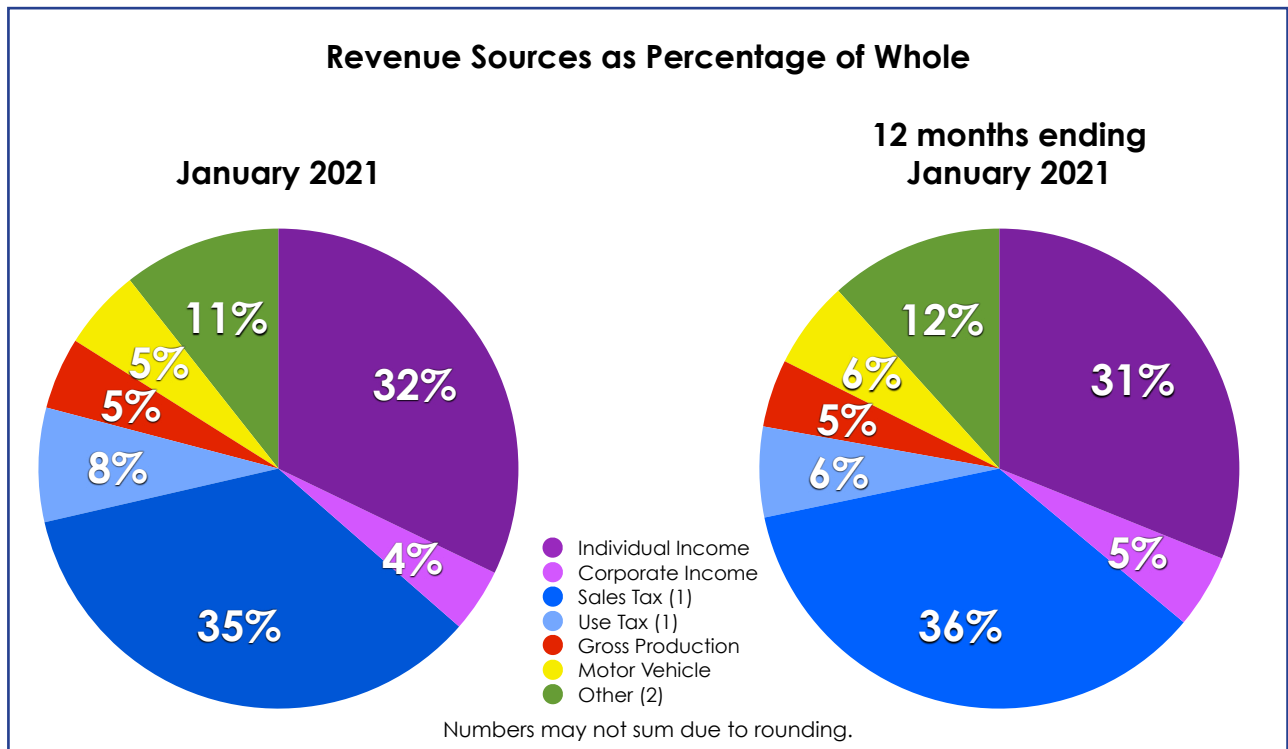
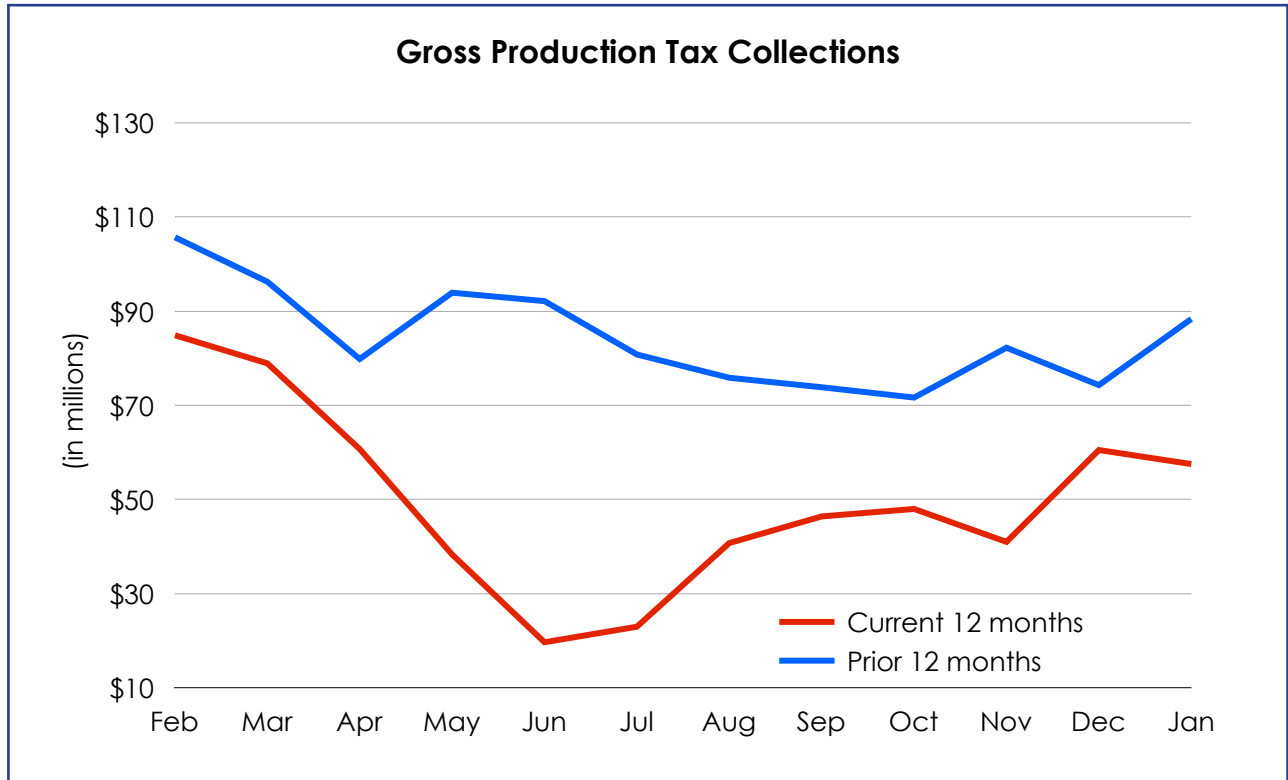
(1) Includes Collections for Counties and Municipalities

(2) Gross Collections from OTC

Details may not sum due to rounding.



Gross Receipts to Treasury



(1) Includes Collections for Counties and Municipalities

(2) Gross Collections from OTC