

Gross Receipts to Treasury

PRELIMINARY

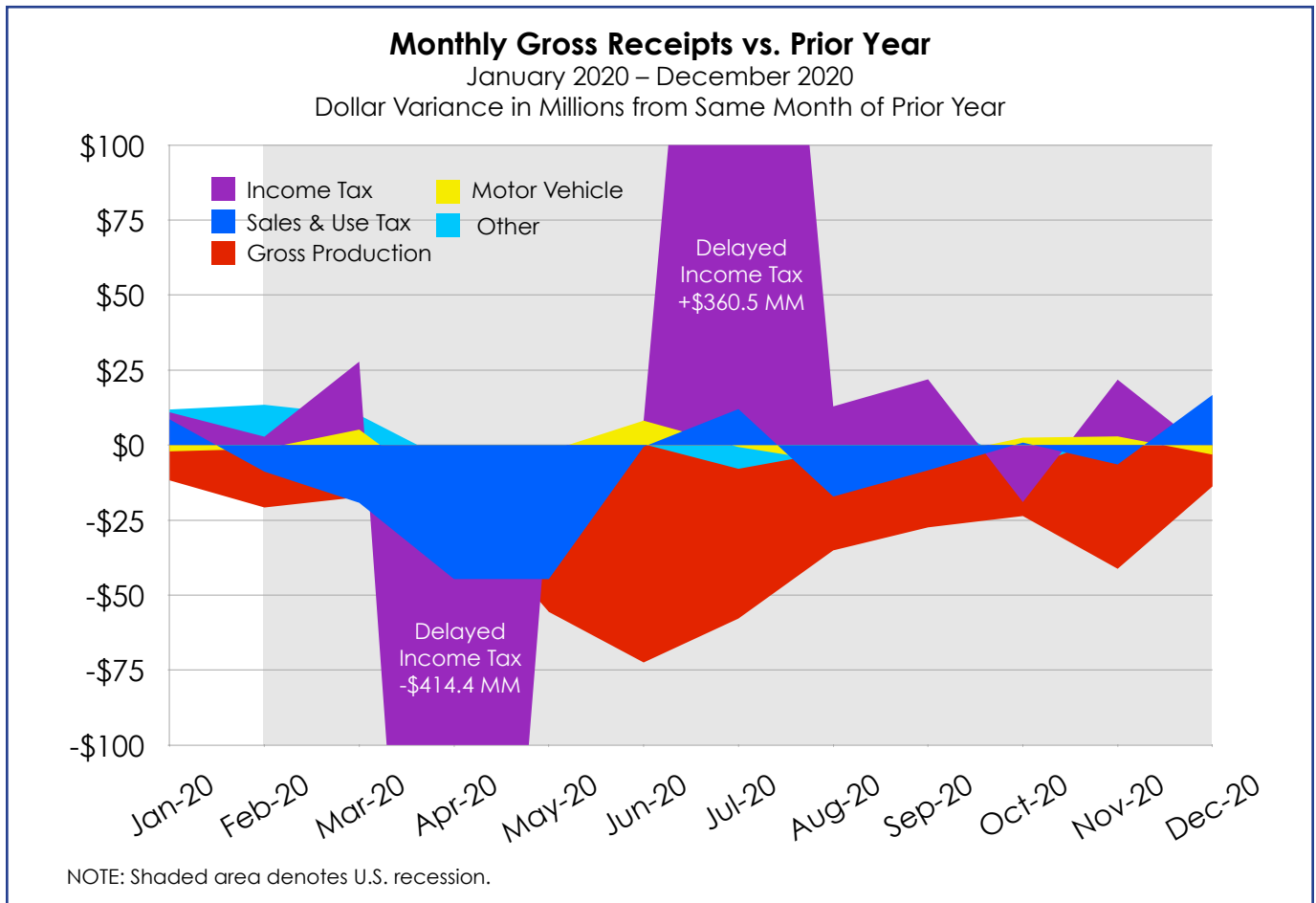
MONTHLY COMPARISON

(In \$ millions)			Variance From Prior Year	
	December-19	December-20	\$	%
Total Income Tax	428.0	424.8	(3.2)	-0.8%
<i>Individual</i>	318.8	341.7	22.8	7.2%
<i>Corporate</i>	109.2	83.2	(26.0)	-23.8%
Sales & Use Tax (1)	468.5	485.2	16.7	3.6%
<i>Sales Tax</i>	407.3	406.4	(0.9)	-0.2%
<i>Use Tax</i>	61.3	78.9	17.6	28.7%
Gross Production	74.3	60.5	(13.8)	-18.6%
Motor Vehicle	70.0	66.8	(3.2)	-4.5%
Other Sources (2)	123.8	122.5	(1.3)	-1.1%
TOTAL REVENUE	1,164.6	1,159.8	(4.8)	-0.4%

(1) Includes Collections for Counties and Municipalities

(2) Gross Collections from OTC

Details may not sum due to rounding.



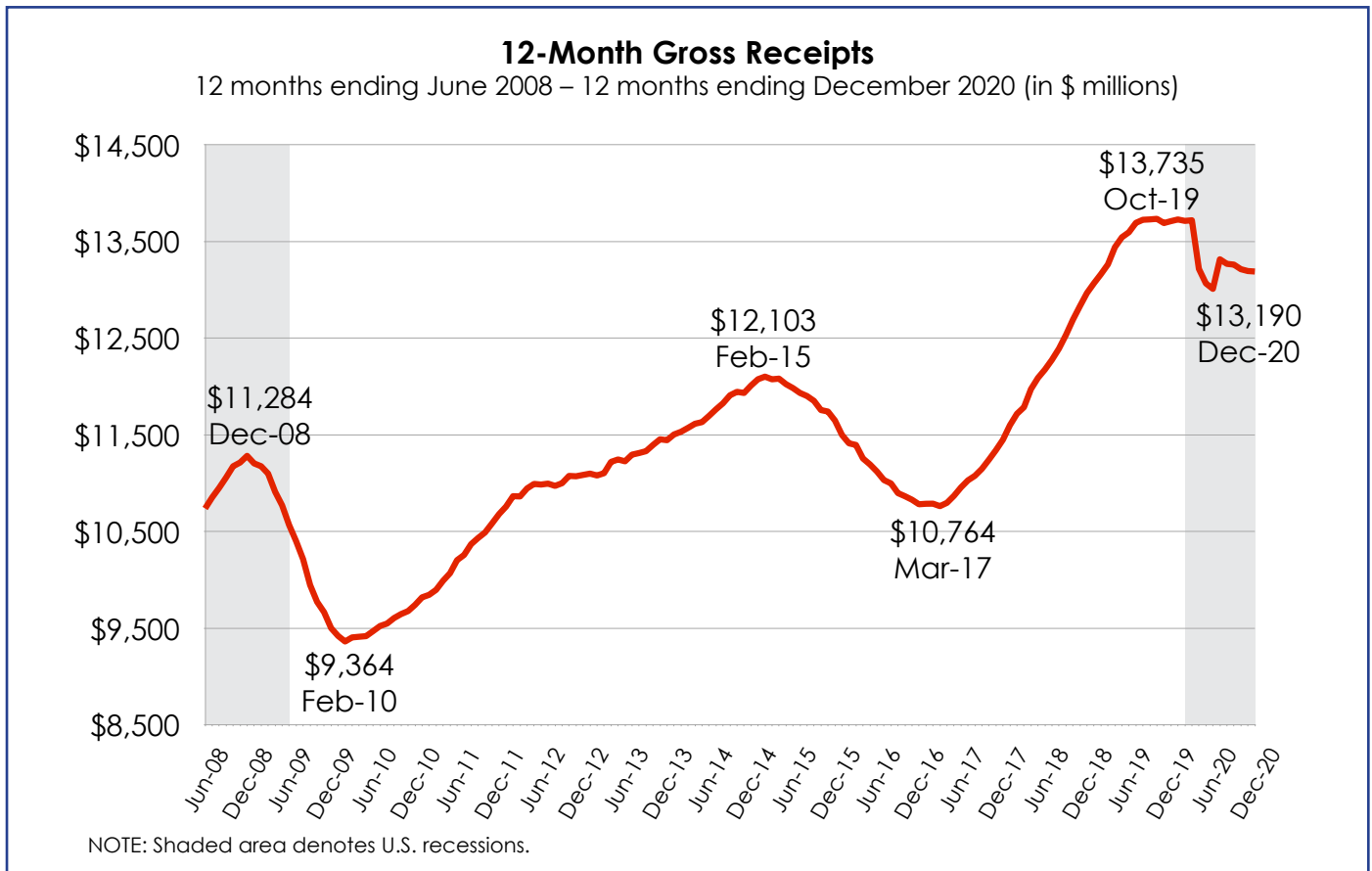
Gross Receipts to Treasury

PRELIMINARY (In \$ millions)	12 Month Period Ending Jan 20 - Dec 20		Variance From Prior Year	
	Prior Year Jan 19 - Dec 19	Current Year Jan 20 - Dec 20	\$	%
Total Income Tax	4,753.9	4,768.4	14.5	0.3%
<i>Individual</i>	4,180.5	4,111.3	(69.1)	-1.7%
<i>Corporate</i>	573.5	657.1	83.6	14.6%
Sales and Use Tax (1)	5,581.3	5,469.2	(112.1)	-2.0%
<i>Sales Tax</i>	4,866.3	4,679.1	(187.2)	-3.8%
<i>Use Tax</i>	715.0	790.1	75.1	10.5%
Gross Production	1,026.4	630.1	(396.3)	-38.6%
Motor Vehicle	794.5	775.8	(18.8)	-2.4%
Other Sources (2)	1,555.2	1,546.9	(8.3)	-0.5%
TOTAL REVENUE	13,711.3	13,190.4	(520.9)	-3.8%

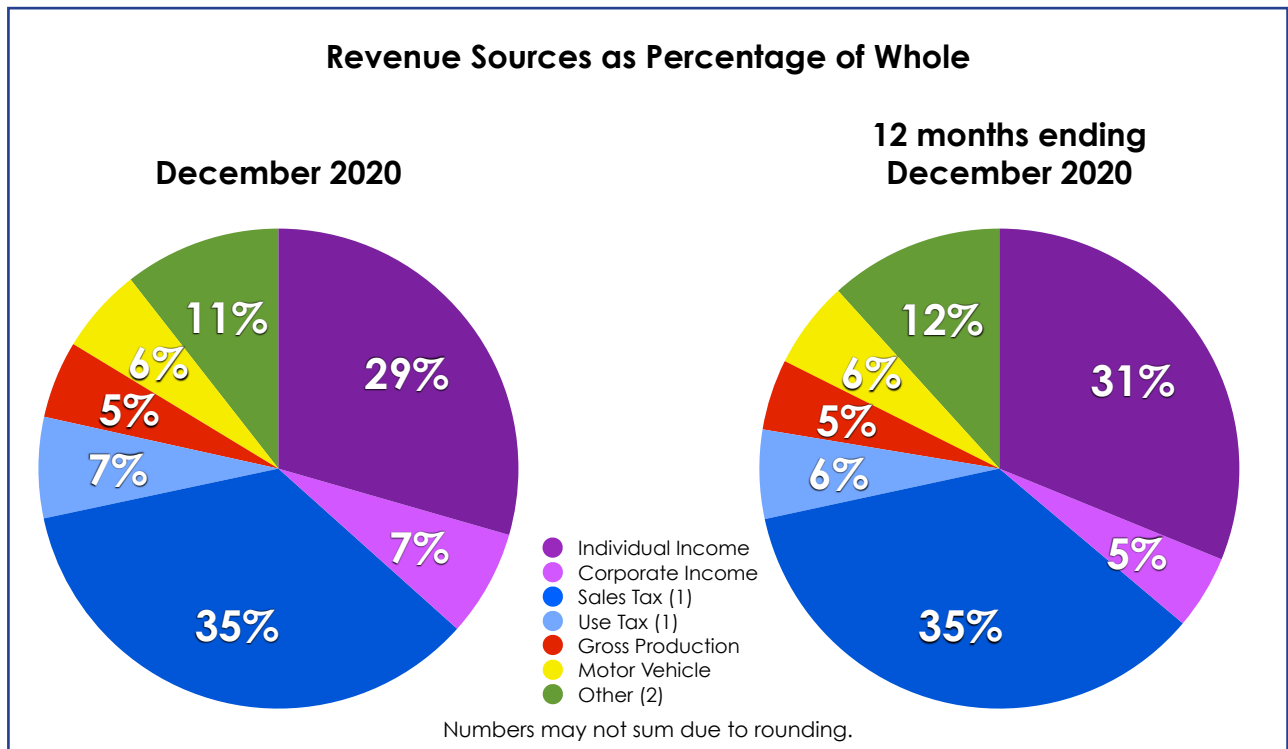
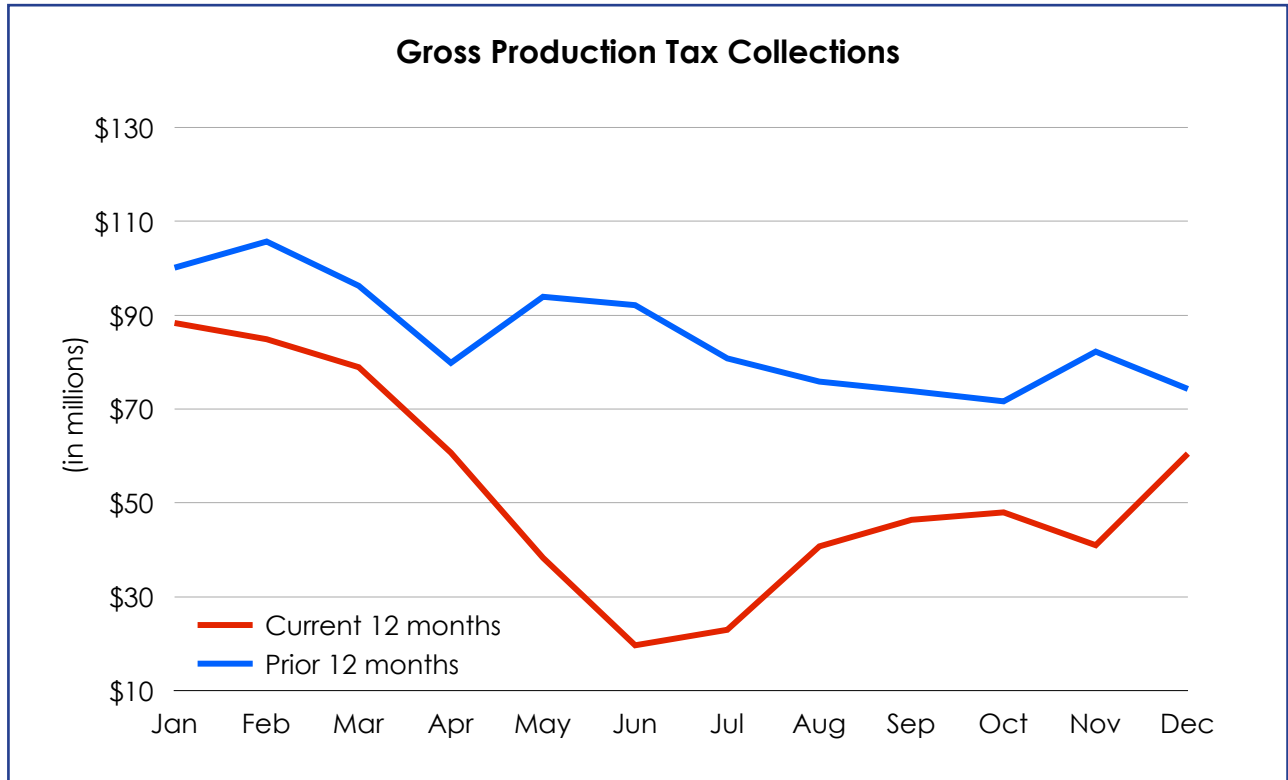
(1) Includes Collections for Counties and Municipalities

(2) Gross Collections from OTC

Details may not sum due to rounding.



Gross Receipts to Treasury



(1) Includes Collections for Counties and Municipalities

(2) Gross Collections from OTC