

SEPTEMBER CEO REPORT

- We are working with Chris at Shepard Center in reference to new office location.
- We are meeting virtually because the space in which the Commission used to meet (Construction Industries Board conference room) is not big enough for the Commission to meet the Six foot (6') spacing requirements.

**Oklahoma Uniform Building Code Commission
Fiscal Year Permit and Revenue Summary**

Fiscal Year	Total Jurisdiction Reports Received	Total Number of Jurisdictions Submitting Reports	Total Number of Permits Issued	Total Late Fees Received	Payments for CEU Work Books Received	Total Permit Fees Received	Other Revenue	Refunds and Adjustments	Total Amount Received
FY 2010	212	117	14,148	\$ -	\$ -	\$ 56,116.00	\$ -	\$ (964.00)	\$ 55,152.00
FY 2011	1,832	165	110,437	\$ 291.20	\$ -	\$ 436,285.68	\$ -	\$ -	\$ 436,576.88
FY 2012	4,786	271	148,913	\$ 5,461.48	\$ -	\$ 595,021.44	\$ -	\$ (5,799.62)	\$ 594,683.30
FY 2013	3,221	270	146,356	\$ 1,027.64	\$ -	\$ 580,132.38	\$ -	\$ -	\$ 581,160.02
FY 2014	3,591	265	158,279	\$ 459.36	\$ 3,367.00	\$ 627,226.78	\$ -	\$ -	\$ 631,053.14
FY 2015	3,152	277	132,769	\$ 1,028.14	\$ 303.00	\$ 580,857.94	\$ -	\$ 924.52	\$ 583,113.60
FY 2016	3,285	277	146,247	\$ 41.53	\$ 3,261.04	\$ 580,272.99	\$ -	\$ (1,941.60)	\$ 581,633.96
FY 2017	3,448	283	141,406	\$ -	\$ -	\$ 546,996.64	\$ -	\$ (3.08)	\$ 546,993.56
FY 2018	3,426	289	144,239	\$ -	\$ 6,379.40	\$ 572,779.88	\$ 80.00	\$ (295.63)	\$ 578,943.65
FY 2019	3,477	290	143,207	\$ -	\$ 4,280.76	\$ 569,128.10	\$ 770.00	\$ (282.15)	\$ 573,896.71
FY 2020	3,336	289	150,715	\$ -	\$ 3,960.35	\$ 597,911.50	\$ 882.50	\$ (755.61)	\$ 601,998.74
FY 2021	367	170	27,214	\$ -	\$ -	\$ 108,400.00	\$ -	\$ -	\$ 108,400.00
Total	34,133	289	1,463,930	\$ 8,309.35	\$ 21,551.55	\$ 5,851,129.33	\$ 1,732.50	\$ (9,117.17)	\$ 5,873,605.56

**Oklahoma Uniform Building Code Commission
FY21 Monthly Fee Totals**

Monthly Report Summary	Permit Report Received Summary			Total Jurisdictions Submitting Reports	Percent of Jurisdictions Submitting Reports	Late Fee Summary		CEU Workbook Fees Received	Permit Fees Received	Other Revenue	Refunds	Total Amount Received
	Zero Permit Reports	Permit Reports	Total Reports Received			Number of Jurisdictions Paying Late Fees	Total Amount of Late Fees Received					
July, 2020	22	160	182	170	25%	0	\$ -	\$ -	\$ 56,276.00	\$ -	\$ -	\$ 56,276.00
Aug. 2020	26	159	185	149	22%	0	\$ -	\$ -	\$ 52,124.00	\$ -	\$ -	\$ 52,124.00
Sept. 2020					0%	0	\$ -	\$ -	\$ -	\$ -	\$ -	\$ -
Oct. 2020					0%	0	\$ -	\$ -	\$ -	\$ -	\$ -	\$ -
Nov. 2020					0%	0	\$ -	\$ -	\$ -	\$ -	\$ -	\$ -
Dec. 2020					0%	0	\$ -	\$ -	\$ -	\$ -	\$ -	\$ -
Jan. 2021					0%	0	\$ -	\$ -	\$ -	\$ -	\$ -	\$ -
Feb. 2021					0%	0	\$ -	\$ -	\$ -	\$ -	\$ -	\$ -
March, 2021					0%	0	\$ -	\$ -	\$ -	\$ -	\$ -	\$ -
April, 2021					0%	0	\$ -	\$ -	\$ -	\$ -	\$ -	\$ -
May, 2021					0%	0	\$ -	\$ -	\$ -	\$ -	\$ -	\$ -
June, 2021					0%	0	\$ -	\$ -	\$ -	\$ -	\$ -	\$ -
Total	48	319	367	290	43%	0	\$ -	\$ -	\$ 108,400.00	\$ -	\$ -	\$ 108,400.00

Total number of jurisdictions identified in the State of Oklahoma	670
Total number of jurisdictions identified who do not issue permits (certified annually)	354
Total number of jurisdictions Identified who report monthly	292
Total number of jurisdictions identified who are considered reporting (non-issuing and montly reporting)	646
Percentage of jurisdictions identified who are considered reporting (non-issuing and monthly reporting)	96%
Total number of jurisdictions that refuse to report	2
Total number of ghost towns	10
Total number of jurisdictions with an undetermined status	12

**Oklahoma Uniform Building Code Commission
FY21 Monthly Permit Totals**

Monthly Report Summary	Residential Permit Numbers				Commercial Permit Numbers				Fire System Permits	Pool Permits	Storm Shelter Permits	Other Permits	Total Waived Permits	Total Permits Issued
	Building	Plumbing	Mechanical	Electrical	Building	Plumbing	Mechanical	Electrical						
July, 2019	3008	2725	2285	1963	613	477	379	565	239	373	317	1193	62	14137
Aug. 2019	2754	2649	2107	2021	512	506	420	544	200	306	163	895	46	13077
Sept. 2019														
Oct. 2019														
Nov. 2019														
Dec. 2019														
Jan. 2020														
Feb. 2020														
March, 2020														
April, 2020														
May, 2020														
June, 2020														
Total	5,762	5,374	4,392	3,984	1,125	983	799	1,109	439	679	480	2,088	108	27,214

**Oklahoma Uniform Building Code Commission
FY21 Monthly Report Summary**

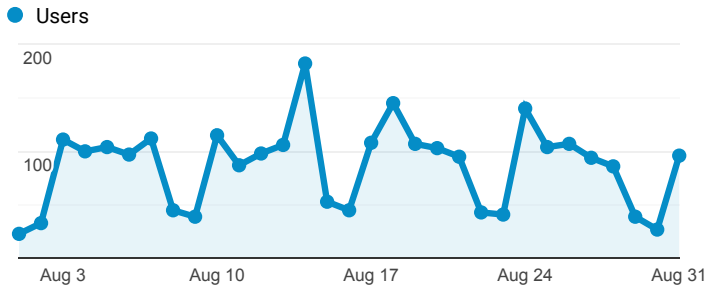
Total Number of Reports Received for the Month Reported	2019				2020								Total Number of Reports Received for
	September	October	November	December	January	February	March	April	May	June	July	August	
2010 Subtotals	0	0	0	0	0	0	0	0	0	0	0	0	2315
2011 Subtotals	0	0	0	0	0	0	0	0	0	0	0	0	3353
2012 Subtotals	0	0	0	0	0	0	0	0	0	0	0	0	3982
2013 Subtotals	0	0	0	0	0	0	0	0	0	0	0	0	3499
2014 Subtotals	0	0	0	0	0	0	0	0	0	0	0	0	3445
2015 Subtotals	0	0	0	0	0	0	0	0	0	0	0	0	3378
2016 Subtotal	0	0	0	0	0	0	0	0	0	0	0	0	3423
2017 Subtotal	0	0	2	0	0	0	0	0	0	0	0	0	3432
2018 Subtotal	20	1	12	4	1	1	2	0	0	0	0	0	2206
2019	September	5	196	37	23	13	8	3	1	0	0	0	286
	October		7	196	48	22	10	5	0	0	1	0	289
	November			7	201	48	20	7	0	0	2	0	285
	December				7	212	51	11	2	0	2	0	285
2019 Subtotal	322	294	295	310	318	119	28	3	0	6	0	0	3453
2020	January				4	212	33	7	2	5	0	0	263
	February					3	184	21	2	10	0	4	224
	March						1	146	16	16	3	4	186
	April							1	134	36	8	6	185
	May								0	184	12	8	184
	June									3	159	19	3
	July										0	143	0
	August											1	0
2020 Subtotal	0	0	0	0	4	215	218	175	154	254	182	185	1020
Total reports	342	295	309	314	323	335	248	3	0	6	0	0	

Untitled Dashboard

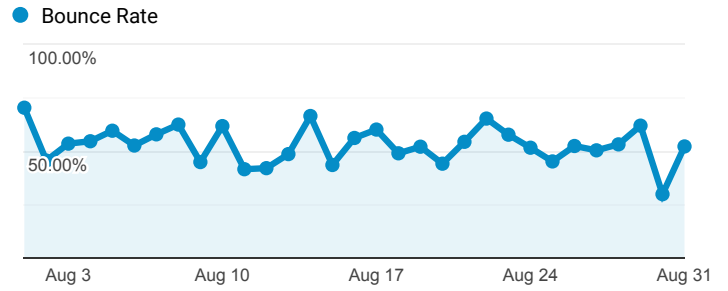
Aug 1, 2020 - Aug 31, 2020

All Users
100.00% Sessions

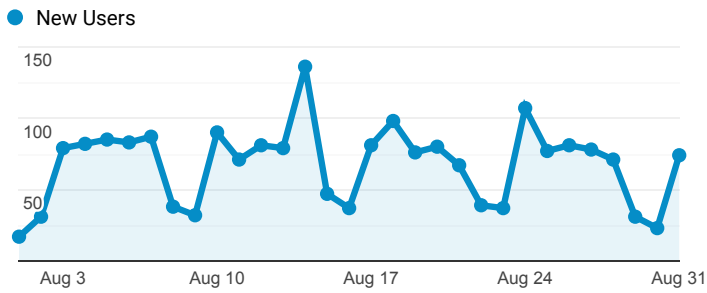
Users



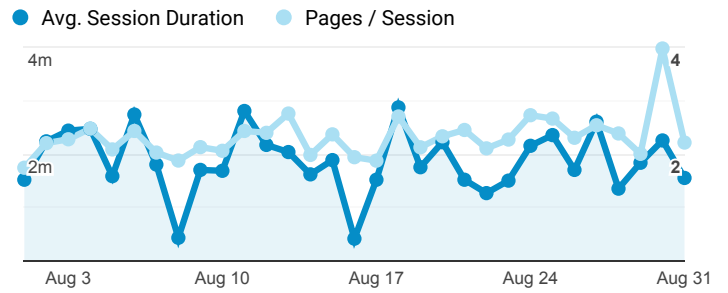
Bounce Rate



New Users



Avg. Session Duration and Pages / Session



Sessions by Country

Country	Sessions
United States	2,923
Canada	7
United Kingdom	2
India	2
Japan	1
Nicaragua	1
Pakistan	1

Sessions by Browser

Browser	Sessions
Chrome	1,575
Safari	737
Edge	285
Internet Explorer	173
Firefox	104
Samsung Internet	45