

# Access to CASPER Quality Measure (QM) Reports

Certification And Survey Provider Enhanced  
Report

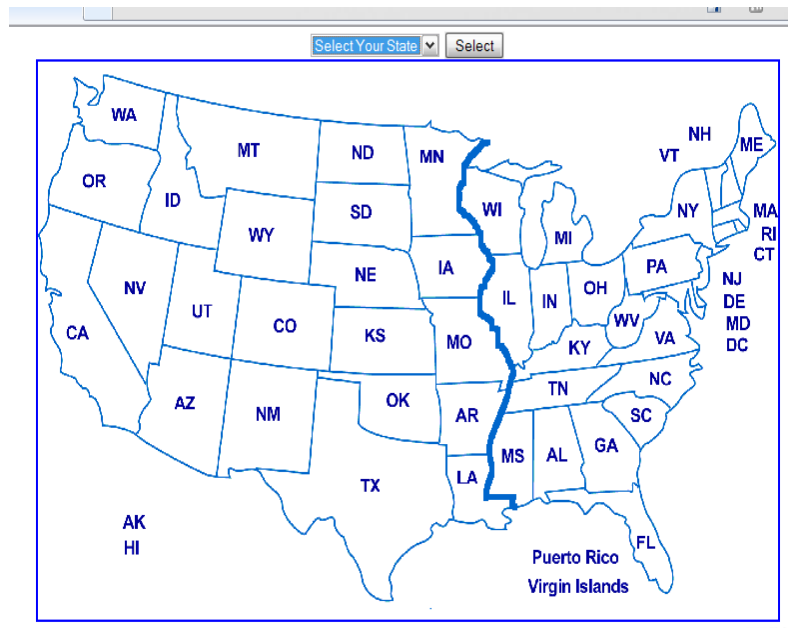
12-2015

## Verizon

- Short cut has been created on your desktop



- Or go to
- <https://www.qtso.com/cmsnet.html>
- Scroll down to **CMSNet (Verizon)- Submission Access** and click



### Pre Sign-In Notification

\*\*WARNING\*\*WARNING\*\*WARNING\*\*

You have accessed a U.S. Government information system. There is no right of privacy on this system.

All data contained within this system is owned by the Centers for Medicare & Medicaid Services of the U.S. Department of Health and Human Services. For the purpose of protecting the rights and property of the Department, and to monitor compliance with all applicable statutes, regulations, agreements and policies; data access, entry and utilization may be monitored, intercepted, recorded, copied, audited, inspected or otherwise captured and/or analyzed in any manner.


Use of this system by any user, authorized or unauthorized, constitutes consent to this monitoring, interception, recording, copying, auditing, inspecting or otherwise capturing and/or analyzing of data access, entry and/or utilization through this system.

Unauthorized access is prohibited by Title 18 of the United States Code, Section 1030. Unauthorized access or use of this computer system may subject violators to criminal, civil and/or administrative action. System personnel may give any potential evidence of crime found on Department computer systems to law enforcement officials.

System users are required to adhere to all applicable statutes, regulations, agreements and policies governing their access to and use of the data contained within this system including, but not limited to CMS Information Security Policies, Standards and Procedures.

\*\*\*\*WARNING\*\*WARNING\*\*WARNING\*\*\*\*  
Click OK to continue

OK


  
CENTERS for MEDICARE & MEDICAID SERVICES

Welcome to the  
**CMS Secure Access Service**

Username   
Password

NOTE: If this is your first time connecting, you will need to have admin rights to enable the necessary components for remote access to the QIES application. If you do not have admin rights, please contact your local support. <https://www.qiso.com/cmsnet.html>


Username example H1234567  
or C1234567  
1-800-238-2122


 There is a problem with this website's security certificate.

The security certificate presented by this website was not issued by a trusted certificate authority.  
The security certificate presented by this website was issued for a different website's address.

Security certificate problems may indicate an attempt to fool you or intercept any data you send to the server.

**We recommend that you close this webpage and do not continue to this website.**

- Click here to close this webpage.
- Continue to this website (not recommended). 
- More information



Center for Medicare & Medicaid Services


Welcome to the CMS QIES Systems for Providers

The QIES scheduled downtime begins Friday August 21st at 8:00 PM (ET) and ends on Monday August 24th at 6:00 AM (ET).


[MDS and ePOC User Registration](#)

[Payroll Based Journal User Registration](#)

The PBJ Submission link will be available October 1, 2015 when PBJ Submissions and CASPER Reporting for PBJ begin.

 [MDS 3.0 Submissions](#)

MDS 3.0 Provider User's Guide: Choose a Section


 [CASPER Reporting](#) - Select this link to access the Final Validation and Provider reports.

[CASPER Reporting User's Guide for MDS Providers](#): Choose a Section

[QIES User Maintenance Application](#)

[QIES User Maintenance Application User's Guide](#)

[ASPEN Access \(ePOC\)](#)




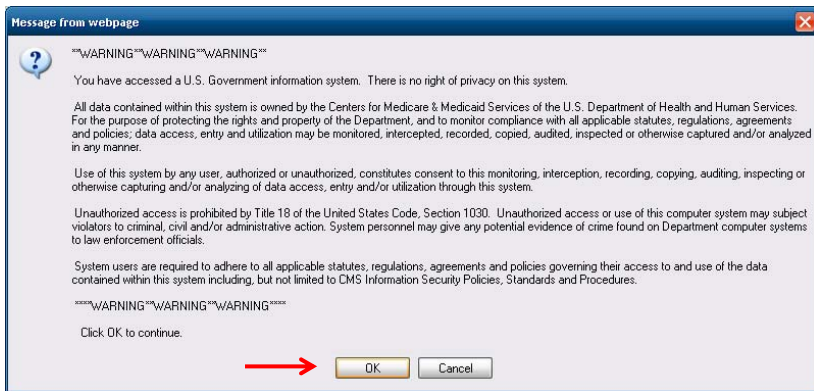
There is a problem with this website's security certificate.

The security certificate presented by this website was issued for a different website's address.

Security certificate problems may indicate an attempt to fool you or intercept any data you send to the server.

**We recommend that you close this webpage and do not continue to this website.**

- [Click here to close this webpage.](#)
- [Continue to this website \(not recommended\).](#) 
- [More information](#)



## QIES National System Login

**Welcome to CASPER Reporting**

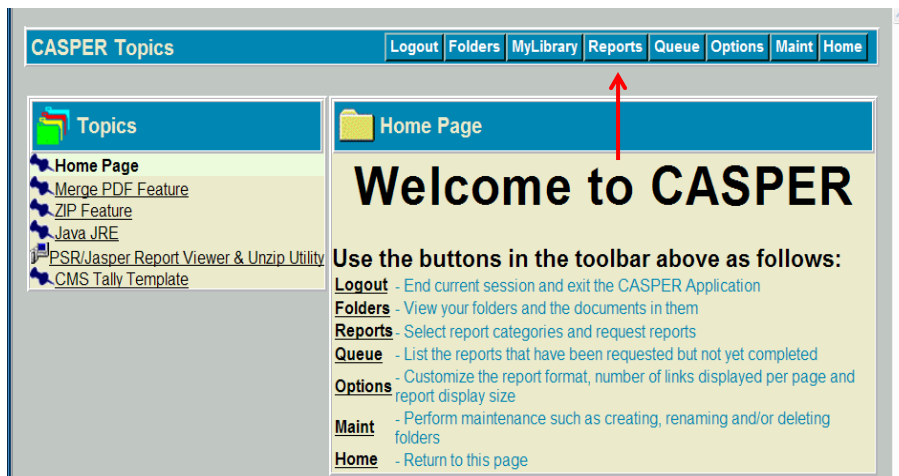
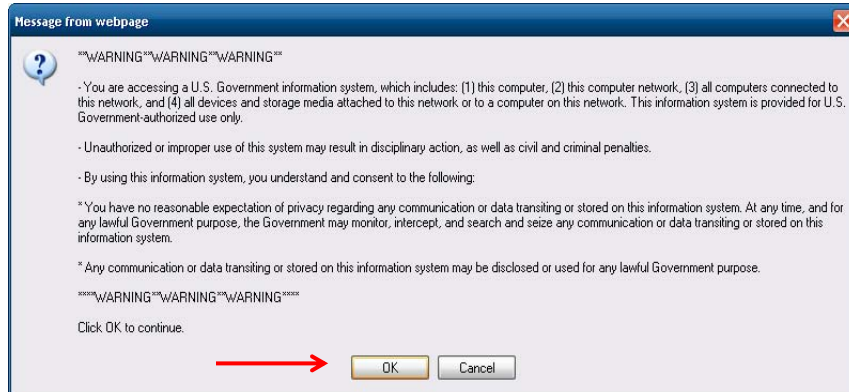
Please enter your User ID and Password

User ID:

Password:

1-800-339-9313

[Unable to login?](#)  
[Click here to reset your User ID/Password.](#)



CASPER Reports

Logout Folders MyLibrary Reports Queue Options Maint Home

Report Categories

MDS 3.0 QM Reports

- MDS 3.0 Facility Characteristics Report
- MDS 3.0 Facility Level Quality Measure Report
- MDS 3.0 Monthly Comparison Report
- MDS 3.0 QM Package Reports
- MDS 3.0 Resident Level Quality Measure Report
- MDS 3.0 Facility Characteristics Report
- MDS 3.0 Facility Level Quality Measure Report
- MDS 3.0 Monthly Comparison Report
- MDS 3.0 QM Package Reports
- MDS 3.0 Resident Level Quality Measure Report

MDS 3.0 NH Final Validation  
MDS 3.0 NH Provider  
MDS 3.0 QM Reports

Pages [1]

Skip navigation links

CASPER Reports Submit

Logout Folders MyLibrary Reports Queue Options Maint Home

Report: MDS 3.0 QM Package Reports

Reports:  MDS 3.0 Facility Characteristics Report  
 MDS 3.0 Facility Level Quality Measure Report  
 MDS 3.0 Resident Level Quality Measure Report  
 MDS 3.0 Submission Statistics By Facility

Facility ID:

Begin Date(mm/yyyy): 03/01/2015  
 End Date(mm/yyyy): 07/31/2015  
 Comparison Group: 12010204-06/01/2015 • Only applicable to the Facility Characteristics report and Facility Level Quality Measure report  
 Data was calculated on: 08/17/2015

Template Folder: My Favorite Reports  
 Template Name: MDS 3.0 QM Package Reports

Do not use the browser back button. To make changes to the data or navigate between pages, use the links provided in the application.

CASPER Reports Submit

Logout Folders MyLibrary Reports Queue Options Maint Home

Queueing Report QID:24186023 Name:MDS 3.0 Errors by Field by Facility for user RBISCHOF  
Completed reports will appear in your inbox on the Folders page.

Back Folders Reports

Make sure report successfully queued

Detailed description: This screenshot shows a web browser window with the title 'CASPER Reports Submit'. The browser's address bar shows 'Page' and 'Tools' menus. A navigation bar at the top contains buttons for 'Logout', 'Folders', 'MyLibrary', 'Reports', 'Queue', 'Options', 'Maint', and 'Home'. A yellow message box in the center states: 'Queueing Report QID:24186023 Name:MDS 3.0 Errors by Field by Facility for user RBISCHOF. Completed reports will appear in your inbox on the Folders page.' Below this message is another navigation bar with 'Back', 'Folders', and 'Reports' buttons. A large grey box at the bottom contains the text 'Make sure report successfully queued'. Red arrows point to the 'Queue' button in the top navigation bar and the message box.

CASPER Report Queue

Logout Folders MyLibrary Reports Queue Options Maint Home

Processing 0 of 0 Reports

You Have No Reports Queued

Back

After no reports are queued, your computer may automatically take you to folders or click folders and view ordered reports.

Detailed description: This screenshot shows the 'CASPER Report Queue' page. The browser title is 'CASPER Report Queue'. The navigation bar at the top has buttons for 'Logout', 'Folders', 'MyLibrary', 'Reports', 'Queue', 'Options', 'Maint', and 'Home'. The main content area has a yellow background and contains the text 'Processing 0 of 0 Reports' and 'You Have No Reports Queued'. Below this is a blue bar with a 'Back' button. A large grey box at the bottom contains the text 'After no reports are queued, your computer may automatically take you to folders or click folders and view ordered reports.' Red arrows point to the 'Folders' button in the navigation bar and the 'You Have No Reports Queued' text.



CASPER Folders

Logout Folders MyLibrary Reports Queue Options Maint Home

My Inbox

Reports will go to your Inbox under the Folders Tab

Click Link to View Report

Info	Click Link to View Report	Date Requested	Select
	<a href="#">MDS 3.0 Errors by Field by Facility</a>		<input type="checkbox"/>
	<a href="#">MDS 3.0 Duplicate Resident in State</a>		<input type="checkbox"/>
	<a href="#">MDS 3.0 Facility Last Production Assessment</a>		<input type="checkbox"/>
	<a href="#">MDS 3.0 Facility No Production Assessments</a>		<input type="checkbox"/>
	<a href="#">HHA Roster</a>		<input type="checkbox"/>
	<a href="#">MDS 3.0 Facility No Production Assessments</a>		<input type="checkbox"/>
	<a href="#">MDS 3.0 Facility Last Production Assessment</a>		<input type="checkbox"/>
	<a href="#">MDS 3.0 Facility Last Production Assessment</a>		<input type="checkbox"/>

Pages [1] [2]

Click underlined name of report to view or print

## CASPER QM's vs Software

- QM reports are different from Roster Matrix (672/802) reports
- Probably vary from other internal software reports.

## HIPAA Reminder

- Are you being compliant with HIPAA?
  - Health Insurance Portability and Accountability Act of 1996.
- Federal law that gives the Department of Health and Human Services (DHHS) the authority to mandate regulations that govern privacy, security, and electronic transactions standards for health care information.
- **No Password Sharing.**



- QIES Help Desk 1-405-271-5278
- <http://mds.health.ok.gov>

