

Contact Information

Website:

Company Name	Central New Holland, Inc
Doing Business as (if applicable)	
Contact Person for Solicitation Response	Lloyd Leeds
Phone	405-495-6151
Email	lleeds@cnhokc.com
Fax	405-789-8274
Address For Purchase Orders-Number & Street-Post Office Box (some companies have ordering addresses that are different than the payment address)	8408 West I-40 Service Road Oklahoma City, Okla. 73128
City, State, Zip	Oklahoma City, Okla. 73128
Contact Person for Contract/Ordering/Price Information/Equipment Additions/Changes/Discontinuations	
Contact Name	Lloyd Leeds
Phone	405-495-6151 1-800-256-1638
Fax	405-789-8287
Email	lleeds@cnhokc.com
Secondary Contact for Contract/Ordering	Tommy Dillon, Rex Brown
Phone	405-789-8287 1-800-256-1638
Fax	405-789-8287
Email	tdillon@cnhokc.com rbrown@cnhokc.com
Address For Payment-Number & Street-Post Office Box (some companies have a different Payment/remittance address than the ordering address)	Same As Above
City, State, Zip	Same As Above
Contact Person/Department for payment	Denise Bingham
Phone	405-495-6151 1-800-256-1638
Fax	405-789-8287
Email	dbing@cnhokc.com
Counties You can provide products/warranty service/repair parts to	<u> x </u> All counties in Oklahoma OR just these counties: _____
(include any special conditions, such as territory or district maps on a separate sheet)	
Payment Discount (i.e. 15 days)	Please state any discount applied if paid and within what time frame. None
Supplier will be responsible for notifying the contracting officer when the contact information changes.	Notes: (Special ordering instructions-please attach any special instructions on a separate sheet)

ATTACHMENT A

Agriculture/Farm Equipment. Tractors and Farm Tractors, Combines, Harvesters all complete with standard options and accessories. This does not mean residential lawn tractors. This is for large tractors and pieces of equipment used in farming operations or for maintaining large areas of land and right of ways.

[illegible]

Trade-in allowed? x Yes No.

Multiple Unit discount of _____% Based on quantity purchased? _____ Yes _____ No. Based on dollar amount spent? _____ Yes
No.

If dollar amount how much? \$ _____

OEM Repair Parts discount is 10 % After Market Parts discount is %

ATTACHMENT B

Implements/Attachments used on Agriculture/Farm Equipment. Equipment is for Cultivation, Planting, Fertilizing, Irrigation, Harvesting. This is for attachments and implements that are attached to tractors such as tillers, rakes, blades, diggers, hoes, hay equipment, pluggers, cutters, and mowers attached to a tractor such as flex, rotary, booms. Equipment used to maintain large areas of land and right of ways.

Type of Equipment or Implement/Attachment	Brand Name	Price Book/Catalog Date of Manufacturer's Current Published Retail Price List	Percentage off discount %
Hydraulic Booms & Mowers	Alamo	02/15/2014	15 %
Wide Area Mowers	Rhino	07/01/2014	25 %
Wide Area Mowers	Landpride	10/01/2014	25 %
Wide Area Mowers	Woods	10/24/2014	20 %
3 Point attachments	Rhino	07/01/2014	20 %
3 Point Attachments	Landpride	10/01/2014	20 %
3 Point Attachments	Woods	10/24/2014	20 %
Skid Steer Attachments	Virnig	2014	15 %
Hydraulic Post Hole Diggers	BellTec	02/13/2014	15 %
All Attachments	Mahindra	2014	15%
Loaders	Rhino	07/01/2014	20%
Attachments	Erskine	2014	15%
Attachments	Gannon	10/24/2014	10 %
Attachments	Bradco	2014	10 %
Loaders	Woods	10/24/2014	20 %
Attachments	Rhino	07/01/2014	20 %
Attachments	Landpride	10/01/2014	20 %
Loaders	Mahindra	10/01/2014	15%
Traxx II TM RF Remote Controlled Mower	Alamo		7%
Traxx III Remote Controlled Mower	Alamo		7%
Ridge Runner Mower	Alamo 5% off list price of \$44,596.00 (added 11/22/2016)		

Trade-in allowed? ☒ Yes ☐ No.

Multiple Unit discount of _____% Based on quantity purchased? ☐ Yes ☐ No. Based on dollar amount spent? ☐ Yes ☐ No.

If dollar amount how much? \$ _____

OEM Repair Parts discount is 10 % After Market Parts discount is _____%

ATTACHMENT C

Forestry and Brush Cutting and Maintenance Equipment. This is for equipment used to trim, cut down and grind trees, and collect wood chippers, shredders, large equipment used to cut thick brush such as grinders, chippers, forestry mowers.

[illegible]

Trade-in allowed? x Yes No.

Multiple Unit discount of _____% Based on quantity purchased? _____ Yes _____ No. Based on dollar amount spent? _____ Yes _____ No.

If dollar amount how much? \$ _____

OEM Repair Parts discount is 10 % After Market Parts discount is %

If a manufacturer submitting a response, a list of certified dealers within the State of Oklahoma authorized to sell and service your products

Copy of Oklahoma Motor Vehicle Commission license if applicable to the products you sell.

Copy of Certificate of Good Standing (If required to be registered with the Secretary of State of Oklahoma)

Attachments

G. OTHER

None

H. PRICE AND COST

The State of Oklahoma is requesting pricing for Agriculture, Trees, and Brush Maintenance Equipment. The pricing matrix is a percentage off the Manufacturer's list price. Vendors can submit actual pricing schedules for their equipment though, with the percentage discount already figured, as long as the discount is clearly stated as well as the pricing minus the discount. Also, please provide the current manufacturer's price list used as a basis for the pricing schedules if you submit pricing with the discount already figured in. Attachments have been provided in Microsoft Word and Adobe PDF.

The State of Oklahoma has been a leader in the push for State use of CNG-powered vehicles. If you have products that are fueled by means other than gas or diesel fuel, and that are considered environmentally friendly, please include them in your response.

Manufacturers responding please include a listing of Distributors/Dealers for the State of Oklahoma to include Name of business, Address, contact names, phone numbers, fax numbers, email addresses and websites.

Vendors may submit specifications for all equipment bid, as well as options available. Please submit these specifications on a cd or dvd or flash drive. It is preferred that vendors have a website where customers can go and view the products. The Central Purchasing Statewide Contract website will be updated as necessary.

The manufacturer's price list date that you are being asked to provide is considered the "starting point" of the contract and is to be used as a measurement of price increases throughout the contract. (i.e. at the end of the contract year, the purchases will be compared to annotate any price changes that were made.) You will be expected to provide brochures and descriptive literature to those customers who request it and the contracting officer responsible for the maintenance of the contract. Although you will not be required to send actual pricing sheets as the prices are updated, you will be required to notify the contracting officer when there are price changes and a note will be made to the website where your contract will be located.

The Vendor will be expected to notify the Contracting Officer of any changes in the Company status, such as mergers, sell offs, discontinuation of equipment, addition of equipment lines and changes in the contact information for the contract. It is imperative that the Contracting Officer be able to contact someone at all times during business hours, especially when helping an entity make a decision on equipment they want to purchase.

With the age of technology, customers are more likely to use the internet to research the equipment they are interested in buying. We will put a link to your website on the contract website. Please provide a guide to the use of your website if you require a name and password to access current pricing, if listed, at no subscription cost to the State of Oklahoma. Also, please provide any additional enhancements such as any special ordering features available to users or a site with pricing specific to the Oklahoma contract even though we are not requiring you to offer a direct link to the Oklahoma-specific contract pricing or your current price lists.

Website: www.centralnewholland.net

Log-in required? ☐ Yes ☒ No

Government entities who will be buying from this contract will be expected to provide their accounting offices with a pricing sheet or pricing sheet reference date at the time they prepare their payment method. This pricing sheet will clearly state the Price Book/Catalog Number and Date. This sheet is to be attached to the quote provided by the Vendor. The quote will reference the Statewide contract number being used for the purchase. All set up charges, testing, and freight charges are to be included in the quote as separate line items.

Discounts offered will remain the same or can be increased throughout the contract period. Multiple Unit discounts are encouraged.

OEM Repair Parts: 10 % After Market Parts: _____ %

Extra manuals, warranties and tools:

Electronic (cd, dvd) Repair Parts manual: _____ % "Hard Copy" Repair parts manual: _____ %

Electronic (cd, dvd) Operator Manual: 10 %

"Hard Copy" Operator's manual: 10 %

Electronic (cd, dvd) Service Manual: 10 %

"Hard Copy" Service Manual: 10 %

Extended Warranty offered? X Yes 0 No
warranty purchase. Discount offered 0 %

If yes, please attach information for the extended



August 24, 2015

Reference: Authorized Alamo Industrial Dealer

To Whom It May Concern:

Central New Holland, Inc. is an established, authorized dealer for the Alamo Industrial product line for sales, service and support. Central New Holland, Inc. is authorized to provide sales and service to the State of Oklahoma and is in good standings with Alamo Industrial.

If you have any questions, please feel free to contact me. Thank you for considering Alamo Industrial.

Sincerely,

A handwritten signature in cursive script that reads 'Brian Billeaudeau'.

Brian Billeaudeau
VP, Division Controller
Alamo Group (TX) Inc.
1502 East Walnut St.
Seguin, TX 78155
800-372-9594





SHARPER™

TRAXX™ RF

Remote-Control Mower

F.O.B. Seguin, TX

TRAXX™ RF BASE UNIT STANDARD FEATURES

- ♦ Rubber Tracks w/Steel Cleats (Installed)
- ♦ Spike Kit w/Rubber Transport Pads (Boxed for Customer Assy.)
- ♦ Roll Guard/Frame (Installed)
- ♦ High Pressure Grease Gun Kit (Included)
- ♦ LED Strobe Light (Installed)
- ♦ Towing Kit Accessories (Included)

ORDER CODE	DESCRIPTION	LIST PRICE
TRAXX™ RF BASE UNIT		
04773000	TRAXX™ RF All-Terrain Vehicle	77,841
OPTIONAL HEADS (COMPLETE)		
04773200	51" (1.3m) Heavy Duty Head for Brush and Saplings	8,711
04773100	51" (1.3m) Heavy Duty Head for Grass and Brush	7,577
04773620	51" (1.3m) Heavy Duty Tipping Loader Bucket Kit Load capacity- 550 lb.	7,603
OPTIONS		
TR477378	Super Rubber Tracks 11" Wide- Deep Tread (Boxed Set of 2/Customer Assy)	2,919
TR477002	Rubber Tracks 10" Wide- Shallow Tread (Boxed Set of 2/Customer Assy)	1,077
TR477622	Replacement Cutter Shaft For Heavy Duty Head for Brush and Saplings (Includes Replacement Bearings)	3,708
TR477623	Replacement Cutter Shaft For Heavy Duty Head for Grass and Brush (Includes Replacement Bearings)	2,574
TR477136	High Pressure Grease Gun Kit (One kit is included with Base Unit)	Net 324
TR477147	High Wear Kit for Heavy Duty Head for Brush and Saplings	Net 1,335

R01152015





SHARPER™

TRAXX™ RF
Remote-Control Mower
F.O.B. Seguin, TX

ORDER CODE	DESCRIPTION	LIST PRICE
OPTIONS		
TR477143	High Wear Kit for Heavy Duty Head for Grass and Brush	Net 1,265
TR477144	Additional Operators Manual	Net 46
TR477145	Additional Parts Manual	Net 46
TR477640	1 Year Extended Warranty	Net 5,155
OPTIONAL ATTACHMENTS (SPECIAL ORDER ONLY)		
04771600	51" (1.3m) Snow Blower	13,251
4773550	51" (1.3m) Snow Blade	5,715
TBD	Stump Grinder	13,782
TBD	51" (1.3m) Rotary Finishing Mower	10,156
04773610	Rear Tow Hitch	602
TBD	Heavy Duty Loader Kit with Bucket Load capacity- 850 lb.	9,051
TBD	Lift Forks Load capacity- 440 lb.	1,432
PRICING EFFECTIVE 2-01-2015		

R01152015





ALAMO
INDUSTRIAL
SAFER. SHARPER.

*RF Technology on the **CuttXing** Edge*



TRAXX™RF

is one of the most
INNOVATIVE, STRONG
and POWERFUL remote
controlled products ever to hit
the roadside maintenance market.
Boasting a high-performance engine and
the widest flail head in its class, TRAXX™RF
is EASY TO MANEUVER.

The finger-tip controls are SIMPLE TO OPERATE and
give the operator 1000 feet of space to safely control the
machine while getting the job done. Think of all the potential
attachments which could be interchanged on the machine.

YOUR POSSIBILITIES ARE ENDLESS!

the **SMARTEST** WAY to **WORK SAFELY**

» **TRAXX™RF** allows the operator to safely control the machine with a maximum working range of 1000 feet

» Designed to deliver exceptional stability and control, making it one of the easiest to operate remote control mowers ever constructed

» Ground-gripping rubber tracks and spikes, a low center of gravity and built-in negative brake system all prevent slipping


» Two emergency stop buttons and an automatic shut down when the machine reaches the end of its remote control range



Technical Data

- » 4 Independent Hydraulic Systems
- » **Width** 56 inches
- » **Height** 46 inches
- » **Weight** 2,770 pounds
- » **Speed** 6 mph maximum travel, forward or backward
- » **Length** 106 inches overall, 79 inches without flail

POWERFUL, STRONG & COMPACT



1. Quick access for servicing / maintenance
2. 4.23 gallon fuel tank capacity
3. Independent cooling for hydraulic circuits
4. Hydraulic oil reservoir
5. Double acting ram controls height
6. Emergency stop button
7. Ignition panel with warning system
8. Force fed lubrication system
9. 40hp, 3 cylinder Isuzu engine

10. Dual fuel filters and air filters
11. Self-cleaning reversible fan
12. High capacity water filled radiator
13. High strength steel chassis
14. Tracks hydraulically driven via piston pumps
15. Self tightening tracks
16. Rubber tracks or rubber tracks with steel cleats and spikes

Perfect for tackling vegetation
in the toughest terrain



Thrives in challenging, hazardous
and confined areas

EASY to OPERATE



- » Working range of 1000 feet
- » Simple control layout allows you to start working immediately

The remote control is light, intuitive and easy to master.

Two joysticks provide precise control of motion, steering and head height control. Key features such as gearing, rotor speed, speed sensitivity, radiator self cleaning and an emergency stop can all be accessed at the touch of a button.



1. Remote control radio frequency 915 – 928 MHz
2. Proportional joystick speed control – forward and backward 0 to 6 mph
3. Proportional Control for left and right turns and head height adjustment
4. Potentiometer Speed Control – Allows the operator to adjust the travel speed of the machine
5. Steering bias aids control when working on slopes
6. Emergency stop button instantly cuts engine and hydraulic circuits
7. Quick Clean Fan – remotely cleans dust and debris from air vents and radiator
8. Directional control swop – changes the operational directions of the joysticks
9. Low gear and high gear selector
10. Rotor direction selector
11. Soft-Start rotor engagement and speed control
12. Flailhead front hood control
13. Control of additional auxiliary functions
- 14a. Engine throttle up
- 14b. Engine throttle down
15. Engine ignition
16. Engine kill switch

- » Customize speed and steering sensitivity to match personal preferences
- » Durable, lightweight design and easy fit belt attachment aids in operator comfort

MANEUVERABILITY


BEST in the BUSINESS

- » Intuitive potentiometer system ensures precise proportional control from 0 to 100 percent, the more you press down on the joystick, the faster the machine travels
- » Built-in steering bias to the left and right compensates for bank angles and allows precise straight ahead maneuvering
- » Contoured rubber tracks provide extra grip with a self-tightening system ensures consistent reliability and prevents excessive wear and tear
- » Heavy-duty spike attachments provide extra stability when working on steep slopes and come equipped with rubber transport blocks
- » Tight turning circles allow precision control in confined areas



- » PROPORTIONAL DRIVE PACKAGE
- » STEERING BIAS MAKES IT EASY TO TURN WITHOUT RIPPING UP TERRAIN

TRAXX™MR6's innovative design is built around a low center of gravity which makes it ideal for tackling steep embankments.



Dual directional fan automatically clears hood vents and radiator to help prevent overheating, maximizing performance and increasing fuel efficiency.

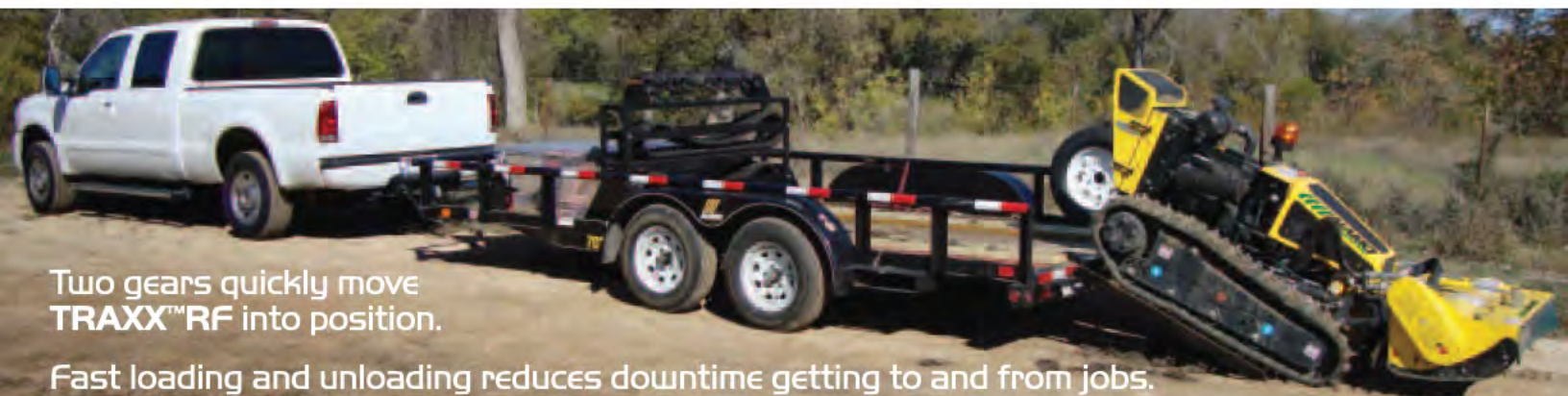
the **BEST** in

PRECISION ENGINEERING

- » Three cylinder, 40 hp Isuzu tier 3 diesel engine makes **TRAXX™RF** one of the most powerful mainstream machines on the market
- » Naturally-aspirated engine perfect for slopes where a turbo would struggle
- » Unique engine sump design ensures proper lubrication when working on steep slopes
- » Integrated hour meter for tracking service intervals
- » Independent hydraulic cooling system reduces oil temperature and maximizes performance



Tough enough to tackle the most challenging tasks but light enough to mount on the back of a trailer.



Two gears quickly move **TRAXX™RF** into position.

Fast loading and unloading reduces downtime getting to and from jobs.

the PERFECT FINISH

on EVERY JOB

- » Exceptional finish with a best in class 51 inch flail head and a choice of knives
- » Specially designed lift carriage to follow the contours of the ground
- » Easy to raise and lower flail head prevents damage and increases speed



INTERCHANGEABLE Think of the possibilities. ATTACHMENTS



OPTIONS

- » Finish Mower Head
- » Rubber tracks for turf grass applications
- » Replacement cuttershaft with knives for brush & saplings
- » Replacement cuttershaft with knives for grass & brush
- » Light Duty Loader Bucket
- » Heavy Duty Loader Bucket Kit
- » Snow Blower
- » Light Duty Hydraulic Angle Blade
- » Stump Grinder
- » Rear Tow Hitch Kit

This information is intended to be of a general nature only; specifications are subject to change without notice as we continue to improve our products.

©Alamo Group Inc. Alamo Industrial is a registered trademark of Alamo Group Inc. **TRAXX™RF** is a trademark of Alamo Group, Inc.



Follow us @AlamoIndustrial

