



TERMS OF SALE

All transactions between you, the customer ("Customer") and Big Tex Trailer Manufacturing, Inc. ("Big Tex") are subject to the following General Terms and Conditions and the Big Tex Limited Warranty:

1. All prices are expressed in United States dollars and do not include freight from Mt. Pleasant, Texas; Cordele, Georgia; Wills Point, Texas; or Caldwell, Idaho. Prices are subject to change without notice and prices in effect at time of delivery/shipment will apply. Prices DO NOT include any applicable taxes.
2. Special quotations given on items not shown in Big Tex's catalog are valid only for the period specified in writing, or 30 days if no period is specified in writing.
3. Unless otherwise agreed to in writing by Big Tex and Customer, terms are payment on invoice and/or shipping date.
4. Invoices not paid within thirty (30) days of invoice date will bear interest at the maximum contractual rate of interest. If unpaid, amounts are turned over to an attorney or a collection agency for collection, and Customer shall pay all costs of collection, including reasonable attorneys' fees and court costs.
5. Title to items sold and risk of loss and damage shall pass to Customer upon delivery by Big Tex to common carrier or Customer, as the case may be, except that title to (but not risk of loss) shall not pass, in the case of items supplied upon credit terms, until payment in full has been received by Big Tex.
6. Customer agrees to assume all risk incident to the care, handling and use of all products purchased; and warrants, by purchase of an item, that Customer is familiar with the item and its proper use. Before using an item, the Customer shall give such item reasonable and prudent examination and/or tests to determine the suitability of item for Customer's intended use. Any item delivered to Customer shall be deemed accepted by Customer unless written notice of defect or nonconformity is received by Big Tex within thirty (30) days of date of delivery. Customer assumes all risk and liability in connection with an item from time of delivery to Customer.
7. Customer agrees to indemnify Big Tex and save and hold Big Tex harmless and free from liability against any and all claims, damages or assertion of liability of every nature whatsoever to person or property arising out of, or in connection with, the handling or use of all such products as Big Tex may cause to be delivered to Customer, including, but not limited to any and all claims based on asserted defects of material or workmanship of such products.
8. Big Tex does not warranty any product, components or parts not manufactured by Big Tex covered by a manufacturer's warranty. Big Tex does not warrant damage caused by disasters such as fire, flood, wind and lightning. Big Tex does not warrant damage during shipment. Big Tex does not warranty any other abuse or misuse by Customer. Big Tex does not warrant defects caused by failure of Customer to follow all instructions, maintenance schedules, or warnings provided with the equipment, material or supplies.
9. EXCEPT AS OTHERWISE PROVIDED IN WRITING AND SIGNED BY AN AUTHORIZED OFFICER OF BIG TEX, BIG TEX DISCLAIMS ANY AND ALL WARRANTIES, EXPRESS OR IMPLIED, INCLUDING, BUT NOT LIMITED TO THE IMPLIED WARRANTIES OR MERCHANTABILITY AND FITNESS FOR A PARTICULAR PURPOSE (See Big Tex Limited Warranty on page 11) .
10. In no case shall Big Tex be liable for any special, incidental, or consequential damages based upon breach of warranty, breach of contract, negligence, strict tort, or any other legal theory. Such excluded damages include, but are not limited to loss of profits, loss of savings or revenue, loss of use of the equipment, materials or supplies or any associated equipment, cost of capital, cost of any substitute equipment, materials or supplies, facilities or services, downtime, the claims of third parties including the Customers of Customer, and injury to property. This limitation does not apply to damages caused by breach of warranty of title. Some states/provinces do not allow limits on warranties or on remedies for breach of certain transactions. In such states/provinces, the limits in this paragraph and the paragraph immediately proceeding may not apply.
11. Any action for any breach of contract by Big Tex or any breach of warranty must be commenced within 365 days of the date the tender of delivery of the equipment, materials or supplies is made to Customer.
12. This agreement allocates the risk of product failure between Big Tex and the Customer. This allocation is recognized by both parties and is reflected in the price of the goods. The Customer acknowledges that it has read this agreement, understands it and is bound by its terms.
13. Possession of price lists, brochures, manuals or other Big Tex documents does not constitute an offer by Big Tex Trailer Manufacturing, Inc. to sell at the prices shown.





COLOR CHOICES

STANDARD COLORS - No Additional Charge

Flame Red
Black
Storm Gray Pearl Metallic
Indigo Blue Metallic
Amazon Green Pearl
Arizona Beige Metallic
Olympic White

OPTIONAL COLORS - \$112.78 MSRP

Dark Red
Silver Metallic
John Deere Green
Medium Yellow
Safety Yellow
Kubota Orange

SPECIALTY COLORS & CAMOUFLAGE - (Special Quote Only)

TO PLACE AN ORDER

BIG TEX TRAILERS
950 I-30 East
Mt. Pleasant, Texas 75455
Phone: (903) 575-0300
Fax: (800) 577-8858
www.bigtextrailers.com

TRANSPORTATION

If you receive any damaged trailers that might be a result of transporting, please report them within the first 72 hours. Damage **MUST BE** noted at time of delivery on Bill of Lading.

RETURNS

All returns are subject to a 10% restocking fee and return freight charge.
Call Dealer Sales Representative for authorization.

Single Axle Trailers

29SA - Single Axle Utility.....	6
30SA/35SA - Single Axle Utility.....	6
35SA-RS/R SX - Single Axle Utility.....	6
30AA/35AA - Single Axle All-Around	7
30SV/35SV - Single Axle Vanguard	7
30LS/35LS - Single Axle Landscape.....	8
35MC - Single Axle Motorcycle	8

Tandem Axle Trailers

45SS - Tandem Axle Utility.....	9
45LA - Tandem Axle Utility	9
50LA - Tandem Axle Utility	9
60CH - Tandem Axle Car Hauler	10
60SP - Tandem Axle Pipe Special	10
70PI-X - Tandem Axle Pipe Utility	10
70CH - Tandem Axle Car Hauler.....	11
70DM - Tandem Axle Diamond Back Car Hauler.....	11
70TV - Tandem Axle Vanguard	12
70LR - Tandem Axle Landscape Trailer	12

Equipment Trailers

10PI - Tandem Axle Pipe Utility.....	13
10ET - Pro Series Tandem Axle Equipment.....	13
10OA - Tandem Axle Over The Axle	14
10FT - Pro Series Tilt Bed Equipment	14
10TL - Pro Series Tilt Bed Equipment.....	14
12PI - Heavy Duty Pipe Tandem Axle	15
12ET - Pro Series Tandem Axle Equipment.....	15
12OA - Tandem Axle Over The Axle	15
12FT - Pro Series Tilt Bed Equipment	16
12TL - Pro Series Tilt Bed Equipment.....	16
12PT - Tandem Axle Pipe Transport	16
12GP - Heavy Duty Pipe Gooseneck.....	17
14FT - Pro Series Full Tilt Bed Equipment.....	17
14TL - Pro Series Tilt Bed Equipment.....	17
14PI - Heavy Duty Pipe Tandem Axle	18
14ET - Tandem Axle Equipment	18
14OA - Tandem Axle Over the Axle.....	19
14GP - Heavy Duty Pipe Gooseneck.....	19

Contents

Gooseneck/Pintle Trailers

14GN Tandem Axle Gooseneck.....	20
14PH - Tandem Axle Pintle	20
20GN - Tandem Dual Gooseneck.....	21
20PH - Tandem Dual Pintle.....	21
22GN HD- Tandem Dual Gooseneck.....	21
22PH HD - Tandem Dual Pintle	22
25GN HD - Heavy Duty Tandem Dual Axle Gooseneck	23
25PH HD - Heavy Duty Tandem Dual Axle Pintle	24
3XGN - Super Duty Tandem Dual Axle Gooseneck.....	24
3XPH - Super Duty Tandem Dual Axle Pintle	25

Dump Trailers

70SR - Tandem Axle Single Ram Dump	26
10SR - Tandem Axle Single Ram Dump	26
10LX - Tandem Axle Low Profile Extra Wide Dump.....	26
12LX - Tandem Axle Low Profile Extra Wide Dump.....	27
14LX - Tandem Axle Low Profile Extra Wide Dump.....	27
14GX - Tandem Axle Gooseneck Low Profile Extra Wide Dump.....	27
14OD/14OD-GN - Tandem Over the Axle Dump	28
21GX - Triple Axle Low Profile Extra Wide Dump.....	28
25DU - Tandem Dual Gooseneck Dump.....	28

Heavy Equipment

20ED/20AD - Pintle Equipment Transport	29
24ED/24AD - Pintle Equipment Transport	29
4XPH - Pintle Heavy Equipment Transport.....	30
5XGL - Lowboy Heavy Equipment Transport.....	30
5XPH - Pintle Heavy Equipment Transport.....	30

Auto Transport

20AC - Tandem Dual Gooseneck Auto/Combo Transport	31
---	----



Single Axle Trailers

29SA - Single Axle Utility

MODEL#	DESCRIPTION		MSRP
29SA-10	60" x 10' Single Axle Trailer		\$1,135.34
29SA-14	60" x 14' Single Axle Trailer		\$1,285.71
OPTIONAL EQUIPMENT			
Spare Tire Mount	\$60.15	4' Rampgate	\$263.16
Spare Tire (ST205/75-15 LR-C)	\$97.74		

30SA/35SA - Single Axle Utility

MODEL#	DESCRIPTION		MSRP
30SA-08	60" x 8' Single Axle		\$1,150.38
30SA-10	60" x 10' Single Axle		\$1,225.56
30SA-12	60" x 12' Single Axle		\$1,300.75
30SA-14	60" x 14' Single Axle		\$1,375.94
35SA-10	77" x 10' Single Axle		\$1,315.79
35SA-12	77" x 12' Single Axle		\$1,406.02
35SA-14	77" x 14' Single Axle		\$1,496.24
OPTIONAL EQUIPMENT			
2" Forged Coupler	\$38.35	Car Hauler Style	0.00
2K Fold-Up Jack	\$28.57	Tie Down Pockets (each)	\$10.53
Set Back Jack	\$31.58	4' Rampgate (5W)	\$263.16
Electric Brakes w/Complete Break-Away Kit	\$263.91	4' Rampgate (6.5W)	\$278.20
Spare Tire Mount (Side)	\$60.15	Gas Shock Assist Option - Rampgate	\$52.63
Spare Tire (ST205/75-15 LR-C)	\$97.74	4' Slide In Ramps (35SA Only)	\$278.20

35SA-RS/RSX - Single Axle Utility

MODEL#	DESCRIPTION		MSRP
35SA-12RS	77" x 12' Single Axle		\$1,857.14
35SA-12RSX	83" x 12' Single Axle		\$1,917.29
35SA-14RS	77" x 14' Single Axle		\$1,947.37
35SA-14RSX	83" x 14' Single Axle		\$2,007.52
OPTIONAL EQUIPMENT			
2" Forged Coupler	\$38.35	Spare Tire (ST205/75-15 LR-C)	\$97.74
2K Fold-Up Jack	\$28.57	4' Rampgate (6.5W)	\$278.20
Electric Brakes w/Complete Break-Away Kit	\$263.91	4' Rampgate (7W)	\$293.23
Spare Tire Mount	\$60.15		



Single Axle Trailers *(Continued)*

30AA/35AA - Single Axle All-Around

MODEL#	DESCRIPTION		MSRP
30AA-10	60" x 10' Single Axle All Around		\$1,879.70
35AA-10	77" x 10' Single Axle All Around		\$2,105.26
OPTIONAL EQUIPMENT			
2" Forged Coupler	\$38.35	Spare Tire (ST205/75-15 LR-C)	\$97.74
2K Fold-Up Jack	\$28.57	4' Rampgate (5W)	\$263.16
Set Back Jack	\$31.58	4' Rampgate (6.5W)	\$278.20
Electric Brakes w/Complete Break-Away Kit	\$263.91	Gas Shock Assist Option - Rampgate	\$52.63
Spare Tire Mount (Side)	\$60.15		

30SV/35SV - Single Axle Vanguard

MODEL#	DESCRIPTION		MSRP
30SV-08	60" x 8' Single Axle Vanguard		\$1,954.89
30SV-10	60" x 10' Single Axle Vanguard		\$2,030.08
30SV-12	60" x 12' Single Axle Vanguard		\$2,105.26
35SV-10	77" x 10' Single Axle Vanguard		\$2,142.86
35SV-12	77" x 12' Single Axle Vanguard		\$2,293.23
OPTIONAL EQUIPMENT			
2" Forged Coupler	\$38.35	Spare Tire (ST205/75-15 LR-C)	\$97.74
2K Fold-Up Jack	\$28.57	4' Rampgate (5W)	\$263.16
Set Back Jack	\$31.58	4' Rampgate (6.5W)	\$278.20
Electric Brakes w/Complete Break-Away Kit	\$263.91	Gas Shock Assist Option - Rampgate	\$52.63
Spare Tire Mount (Side)	\$60.15	Removable Landscape Box - 24" x 24" x Width of Trailer	\$421.05



Single Axle Trailers *(Continued)*

30LS/35LS - Single Axle Landscape

MODEL#	DESCRIPTION		MSRP
30LS-10	60" x 10' Single Axle Landscape		\$2,330.83
35LS-10	83" x 10' Single Axle Landscape		\$2,518.80
35LS-12	83" x 12' Single Axle Landscape		\$2,706.77
35LS-14	83" x 14' Single Axle Landscape		\$2,932.33
OPTIONAL EQUIPMENT			
2" Forged Coupler	\$38.35	4' Tall Expanded Metal Sides (60"x10')	\$255.64
2K Fold-Up Jack	\$28.57	4' Tall Expanded Metal Sides (83"x10')	\$285.71
Set Back Jack	\$31.58	4' Tall Expanded Metal Sides (83"x12')	\$308.27
Electric Brakes w/Complete Break-Away Kit	\$263.91	4' Tall Expanded Metal Sides (83"x14')	\$330.83
Spare Tire Mount (Side)	\$60.15	2' Expanded Metal Side Extensions (Bolt On) - 10'	\$601.50
Spare Tire (ST205/75-15 LR-C)	\$97.74	2' Expanded Metal Side Extensions (Bolt On) - 12'	\$691.73
Weed Eater Racks	\$195.49	2' Expanded Metal Side Extensions (Bolt On) - 14'	\$781.95
Gas Shock Assist Option - Rampgate	\$52.63		

35MC - Single Axle Motorcycle

MODEL#	DESCRIPTION		MSRP
35MC-10	82" x 10' Single Axle Trailer		\$4,511.28
OPTIONAL EQUIPMENT			
Electric Brakes w/Complete Break-Away Kit	\$225.56	Aluminum TreadBrite Front Rock Shield	\$639.10
		Aluminum TreadBrite A-Frame Tool Box	\$473.60
Spare Tire (ST205/75-15 LR-C on Chrome Wheel)	\$145.86	Steel Rock Shield	\$488.72
		Steel A-Frame Tool Box	\$300.75



Tandem Axle Trailers

45SS - Tandem Axle Utility

MODEL#	DESCRIPTION		MSRP
45SS-16	77" x 16' Tandem Axle Trailer		\$2,082.71
OPTIONAL EQUIPMENT			
No Brakes	(\$195.49)	Spare Tire (ST205/75-15 LR-C)	\$97.74
Electric Brake on 2 Axles	\$225.56	4' Rampgate (6.5 W)	\$278.20
Spare Tire Mount (Side)	\$60.15		

45LA - Tandem Axle Utility

MODEL#	DESCRIPTION		MSRP
45LA-10	60" x 10' Tandem Axle Trailer		\$2,015.04
45LA-12	60" x 12' Tandem Axle Trailer		\$2,105.26
45LA-14	60" x 14' Tandem Axle Trailer		\$2,195.49
OPTIONAL EQUIPMENT			
2" Forged Coupler	\$37.59	Spare Tire Mount (Side)	\$60.15
2-5/16" Stamped Coupler	\$37.59	Spare Tire (ST205/75-15 LR-C)	\$97.74
2-5/16" Forged Coupler	\$97.74	4' Rampgate (5 W)	\$263.16
2K Fold-Up Jack	\$28.57		
Electric Brakes on 2nd Axle	\$225.56	Gas Shock Assist Option - Rampgate	\$52.63
Hydraulic Surge Brakes 1 Axle w/ Actuator	\$360.90	Tie Down Pockets (each)	\$10.53
Hydraulic Surge Brakes 2 Axles w/Actuator	\$639.10	Heavy Duty Frame	\$150.38

50LA - Tandem Axle Utility

MODEL#	DESCRIPTION		MSRP
50LA-10	77" x 10' Tandem Axle Trailer		\$2,203.01
50LA-12	77" x 12' Tandem Axle Trailer		\$2,293.23
50LA-14	77" x 14' Tandem Axle Trailer		\$2,383.46
50LA-16	77" x 16' Tandem Axle Trailer		\$2,473.68
50LA-18	77" x 18' Tandem Axle Trailer		\$2,563.91
OPTIONAL EQUIPMENT			
2" Forged Coupler	\$37.59	Spare Tire Mount (Side)	\$60.15
2-5/16" Stamped Coupler	\$37.59	Spare Tire (ST205/75-15 LR-C)	\$97.74
2-5/16" Forged Coupler	\$97.74	4' Rampgate (6.5 W)	\$278.20
2K Fold-Up Jack	\$28.57	4' Rampgate (7 W)	\$293.23
Fold Back Tongue (14' or Longer)	\$75.19	4' Slide in Ramps	\$278.20
Electric Brakes on 2nd Axle	\$225.56	Gas Shock Assist Option - Rampgate	\$52.63
Hydraulic Surge Brakes 1 Axle w/ Actuator	\$360.90	Tie Down Pockets (each)	\$10.53
		Heavy Duty Frame	\$278.20
Hydraulic Surge Brakes 2 Axles w/Actuator	\$639.10	Extra Wide Deck (7W)	\$90.23



Tandem Axle Trailers (Continued)

60CH - Tandem Axle Car Hauler Special

MODEL#	DESCRIPTION		MSRP
60CH-14	83" x 14' Tandem Axle Trailer		\$2,135.34
60CH-16	83" x 16' Tandem Axle Trailer		\$2,255.64
OPTIONAL EQUIPMENT			
2" Forged Coupler	\$37.59	Spare Tire Mount (Side)	\$60.15
2-5/16" Forged Coupler	\$97.74	Spare Tire (ST205/75-15 LR-C)	\$97.74
Electric Brakes on 2nd Axle	\$225.56	4' Slide in Ramps	\$278.20

60SP - Tandem Axle Pipe Special

MODEL#	DESCRIPTION		MSRP
60SP-12	77" x 12' Tandem Axle Trailer		\$2,383.46
60SP-14	77" x 14' Tandem Axle Trailer		\$2,488.72
60SP-16	77" x 16' Tandem Axle Trailer		\$2,593.98
OPTIONAL EQUIPMENT			
Electric Brakes on 2nd Axle	\$225.56	4' Slide in Ramps	\$278.20
Spare Tire Mount (Side)	\$60.15	4' Rampgate (6.5 w)	\$278.20
Spare Tire (ST205/75-15 LR-C)	\$97.74		

70PI-X - Tandem Axle Pipe Utility

MODEL#	DESCRIPTION		MSRP
70PI-14X	83" x 14' Tandem Axle Trailer		\$2,714.29
70PI-16X	83" x 16' Tandem Axle Trailer		\$2,819.55
70PI-18X	83" x 18' Tandem Axle Trailer		\$2,924.81
70PI-20X	83" x 20' Tandem Axle Trailer		\$3,030.08
OPTIONAL EQUIPMENT			
2-5/16" Stamped Coupler	\$37.59	Spare Tire Mount (Side)	\$60.15
2-5/16" Forged Coupler	\$97.74	Spare Tire (ST205/75-15 LR-C)	\$97.74
2K Fold-Up Jack	\$28.57	Tire Upgrade (ST225/75-15 LR-D)	\$121.80
7K Drop Leg Jack	\$97.74	Spare Tire Upgrade (ST225/75-15 LR-D)	\$96.24
Electric Brakes on 2nd Axle	\$225.56	4' Slide in Ramps	\$278.20
Hydraulic Surge Brakes 1 Axle w/Actuator	\$533.83	4' Rampgate (7 W)	\$293.23
		Gas Shock Assist Option - Rampgate	\$52.63
Hydraulic Surge Brakes 2 Axles w/Actuator	\$789.47		



Tandem Axle Trailers (Continued)

70CH - Tandem Axle Car Hauler

MODEL#	DESCRIPTION		MSRP
70CH-12	83" x 12' Tandem Axle Trailer		\$2,390.98
70CH-14	83" x 14' Tandem Axle Trailer		\$2,511.28
70CH-16	83" x 16' Tandem Axle Trailer		\$2,631.58
70CH-18	83" x 18' Tandem Axle Trailer		\$2,751.88
70CH-20	83" X 20' Tandem Axle Trailer		\$2,872.18
OPTIONAL EQUIPMENT			
2-5/16" Forged Coupler	\$37.59	Spare Tire (ST205/75-15 LR-C)	\$97.74
2K Fold-Up Jack	\$28.57	Tire Upgrade (ST225/75-15 LR-D)	\$121.80
7K Drop-Leg Jack	\$97.74	Spare Tire Upgrade (ST225/75-15 LR-D)	\$96.24
Electric Brakes on 2nd Axle	\$225.56	4' Slide in Ramps	\$278.20
Hydraulic Surge Brakes 1 Axle w/ Actuator	\$533.83	Dovetail in Existing Length (Available in 16', 18', & 20' Only)	\$127.82
Hydraulic Surge Brakes 2 Axles w/Actuator	\$789.47	Car Hauler Raised Floor	\$375.94
Spare Tire Mount (Side)	\$60.15		

70DM - Tandem Axle Diamond Back Car Hauler

MODEL#	DESCRIPTION		MSRP
70DM-18	83" x 18' Tandem Axle Trailer		\$4,180.45
70DM-20	83" x 20' Tandem Axle Trailer		\$4,360.90
OPTIONAL EQUIPMENT			
Electric Brakes on 2nd Axle	\$225.56	Aluminum Rock Shield	\$939.85
Hydraulic Surge Brakes 1 Axle w/ Actuator	\$533.83	Aluminum Treadbrite A-Frame Toolbox	\$466.17
Hydraulic Surge Brakes 2 Axles w/Actuator	\$789.47	Steel Rock Shield	\$601.50
Spare Tire (ST205/75-15 LR-C, Chrome)	\$145.86	Steel A-Frame Tool Box	\$300.75
Tire Upgrade (ST225/75-15 LR-D, Chrome)	\$60.15	Aluminum Treadbrite Fenders	\$902.26
Spare Tire Upgrade (ST225/75-15 LR-D, Chrome)	\$160.90	Running Board Pkg. w/Aluminum Inserts and Trim	\$1,052.63
		Race Car Box 83"w x 41"t x 35"d (Changes Front to Square)	Call for pricing.



Tandem Axle Trailers *(Continued)*

70TV - Tandem Axle Vanguard

MODEL#	DESCRIPTION		MSRP
70TV-12	83" x 12' Tandem Axle Vanguard		\$3,458.65
70TV-14	83" x 14' Tandem Axle Vanguard		\$3,609.02
70TV-16	83" x 16' Tandem Axle Vanguard		\$3,759.40
OPTIONAL EQUIPMENT			
2-5/16" Stamped Coupler	\$0.00	Spare Tire (ST205/75-15 LR-C)	\$97.74
2-5/16" Forged Coupler	\$37.59	Tire Upgrade (ST225/75-15 LR-D)	\$96.24
2K Fold-Up Jack	\$28.57	Spare Tire Upgrade (ST225/75-15 LR-D)	\$121.80
Electric Brakes on 2nd Axle	\$225.56	4' Rampgate (7 W)	\$293.23
Hydraulic Surge Brakes 1 Axle w/Actuator	\$533.83	Gas Shock Assist Option - Rampgate	\$52.63
Hydraulic Surge Brakes 2 Axles w/ Actuator	\$789.47	Removable Landscape Box	\$481.20
Spare Tire Mount (Side)	\$60.15	Tool Holders	\$18.80

70LR - Tandem Axle Landscape Trailer

MODEL#	DESCRIPTION		MSRP
70LR-14	83" x 14' Tandem Axle Landscape		\$4,203.01
70LR-16	83" x 16' Tandem Axle Landscape		\$4,428.57
OPTIONAL EQUIPMENT			
2-5/16" Stamped Coupler	\$0.00	Tire Upgrade (ST225/75-15 LR-D)	\$96.24
2-5/16" Forged Coupler	\$37.59	Spare Tire Upgrade (ST225/75-15 LR-D)	\$121.84
2K Fold-Up Jack	\$28.57	Gas Shock Assist Option - Rampgate	\$52.63
Electric Brakes on 2nd Axle	\$225.56	Weed Eater Racks (Bolt On)	\$195.49
Hydraulic Surge Brakes on 1 Axle w/Actuator	\$533.83	4' Tall Expanded Metal Sides (14')	\$330.83
Hydraulic Surge Brakes on 2 Axles w/Actuator	\$789.47	4' Tall Expanded Metal Sides (16")	\$353.38
Spare Tire Mount	\$60.15	2' Expanded Metal Side Extensions (14')	\$781.95
Spare Tire (ST205/75-15 LR-C)	\$97.74	2' Expanded Metal Side Extensions(16')	\$887.22



Equipment Trailers

10PI - Tandem Axle Pipe Utility

MODEL#	DESCRIPTION		MSRP
10PI-14	83" x 14' Tandem Axle		\$4,142.86
10PI-16	83" x 16' Tandem Axle		\$4,293.23
10PI-18	83" x 18' Tandem Axle		\$4,443.61
10PI-20	83" x 20' Tandem Axle		\$4,593.98
OPTIONAL EQUIPMENT			
Adjustable Pintle in Channel	\$28.57	Spare Tire Upgrade (ST235/80 R-16 LR-E)	\$198.50
12K Drop Leg Jack - Top Wind	\$187.97	Rampgate - ILO Ramps	\$15.04
Hydraulic Surge Brakes 2 Axles w/Adjustable Actuator	\$1,075.19	Gas Shock Assist Option - Rampgate	\$52.63
Spare Tire (ST225/75-15 LR-D)	\$121.80	5' Stand Up Ramps ILO Slide In	\$97.74
Tire Upgrade (ST235/80 R-16 LR-E) - Raises Side Rails by 2"	\$306.77	4' Heavy Duty Integrated Ramp Gate w/ Gas Spring Assist in Lieu of Ramps	\$338.35

10ET - Pro Series Tandem Axle Equipment

MODEL#	DESCRIPTION		MSRP
10ET-16	83" x 16' Tandem Axle Equipment Trailer		\$4,511.28
10ET-18	83" x 18' Tandem Axle Equipment Trailer		\$4,661.65
10ET-20	83" x 20' Tandem Axle Equipment Trailer		\$4,812.03
OPTIONAL EQUIPMENT			
12K Drop Leg Jack - Top Wind	\$150.38	Spare Tire (ST225/75-15 LR-D)	\$121.80
12K Drop Leg Jack - Side Wind Against Bed	\$218.05	Tire Upgrade (ST235/80 R-16 LR-E)	\$306.77
Hydraulic Surge Brakes 2 Axles w/Adjustable Actuator	\$1,060.15	Spare Tire Upgrade (ST235/80 R-16 LR-E)	\$198.50
		Gooseneck ILO Bumper Pull	\$1,503.76



Equipment Trailers (Continued)

100A - Tandem Axle Over The Axle

MODEL#	DESCRIPTION		MSRP
100A-16	102" x 16' Tandem Over The Axle Trailer		\$5,406.02
100A-18	102" x 18' Tandem Over The Axle Trailer		\$5,556.39
100A-20	102" x 20' Tandem Over The Axle Trailer		\$5,706.77
OPTIONAL EQUIPMENT			
Adjustable Pintle in Channel ILO Coupler	\$0.00	Tire Upgrade (ST235/80 R-16 LR-E)	\$306.77
12K Drop Leg Jack - Top Wind	\$187.97	Spare Tire Upgrade (ST235/80 R-16 LR-E)	\$198.50
Hydraulic Surge Brakes 2 Axles	\$1,060.15	8' Slide In Ramps	\$541.35
Spare Tire (ST225/75-15 LR-D)	\$121.80	4' Dovetail w/5' Stand Up Ramps (in existing length)	\$526.32

10FT - Pro Series Tilt Bed Equipment

MODEL#	DESCRIPTION		MSRP
10FT-16	83" x 16' Tilt Trailer		\$6,090.23
10FT-18	83" x 18' Tilt Trailer		\$6,240.60
10FT-20	83" x 20' Tilt Trailer		\$6,390.98
OPTIONAL EQUIPMENT			
Adjustable Pintle in Channel ILO Coupler	\$0.00	Spare Tire (ST225/75-15 LR-D)	\$121.80
12K Drop Leg Jack - Top Wind	\$150.38	Tire Upgrade (ST235/80 R-16 LR-E)	\$306.77
12K Drop Leg Jack - Side Wind Against Bed	\$218.05	Spare Tire Upgrade (ST235/80 R-16 LR-E)	\$198.50
Hydraulic Surge Brakes 2 Axles	\$1,015.04		

10TL - Pro Series Tilt Bed Equipment

MODEL#	DESCRIPTION		MSRP
10TL-20	80" x 20' (16' + 4') Tilt Trailer		\$6,090.23
OPTIONAL EQUIPMENT			
Adjustable Pintle in Channel ILO Coupler	\$0.00	Spare Tire (ST225/75-15 LR-D)	\$121.80
12K Drop Leg Jack - Top Wind	\$150.38	Tire Upgrade (ST235/80 R-16 LR-E)	\$306.77
12K Drop Leg Jack - Side Wind Against Bed	\$218.05	Spare Tire Upgrade (ST235/80 R-16 LR-E)	\$198.50
Hydraulic Surge Brakes 2 Axles w/Adjustable Actuator	\$1,015.04		



Equipment Trailers *(Continued)*

12PI - Heavy Duty Pipe Tandem Axle

MODEL#	DESCRIPTION		MSRP
12PI-14	83" x 14' Tandem Axle		\$4,518.80
12PI-16	83" x 16' Tandem Axle		\$4,669.17
12PI-18	83" x 18' Tandem Axle		\$4,819.55
12PI-20	83" x 20' Tandem Axle		\$4,969.92
OPTIONAL EQUIPMENT			
Adjustable Pintle in Channel ILO Coupler	\$28.57	Spare Tire Upgrade (ST235/80 R-16 LR-G)	\$303.76
12K Drop Leg Jack - Top Wind	\$187.97	Rampgate - ILO Ramps	\$15.04
Hydraulic Surge Brakes 2 Axles	\$766.92	5' Stand up Ramps ILO Slide In	\$97.74
Spare Tire (ST235/80 R-16 LR-E)	\$198.50	Gas Shock Assist Option - Rampgate	\$52.63
Tire Upgrade (ST235/80 R-16 LR-G)	\$421.05	4' Heavy Duty Integrated Ramp Gate w/ Gas Spring Assist in Lieu of Slide In Ramps	\$338.35

12ET - Pro Series Tandem Axle Equipment

MODEL#	DESCRIPTION		MSRP
12ET-16	83" x 16' Tandem Axle Equipment Trailer		\$4,812.03
12ET-18	83" x 18' Tandem Axle Equipment Trailer		\$4,962.41
12ET-20	83" x 20' Tandem Axle Equipment Trailer		\$5,112.78
OPTIONAL EQUIPMENT			
Adjustable Pintle in Channel ILO Coupler	\$0.00	Spare Tire (ST235/80 R-16 LR-E)	\$198.50
12K Drop Leg Jack - Top Wind	\$150.38	Tire Upgrade (ST235/80 R-16 LR-G)	\$421.05
12K Drop Leg Jack - Side Wind Against Bed	\$218.05	Spare Tire Upgrade (ST235/80 R-16 LR-G)	\$303.76
Hydraulic Surge Brakes 2 Axles	\$714.29	Gooseneck ILO Bumper Pull	\$1,503.76

12OA - Tandem Axle Over The Axle

MODEL#	DESCRIPTION		MSRP
12OA-16	102" x 16' Tandem Over The Axle Trailer		\$5,556.39
12OA-18	102" x 18' Tandem Over The Axle Trailer		\$5,706.77
12OA-20	102" x 20' Tandem Over The Axle Trailer		\$5,857.14
OPTIONAL EQUIPMENT			
Adjustable Pintle in Channel ILO Coupler	\$0.00	Spare Tire Upgrade (ST235/80 R-16 LR-G)	\$303.76
12K Drop Leg Jack - Top Wind	\$150.38	8' Slide in Ramps	\$541.35
Hydraulic Surge Brakes 2 Axles	\$714.29	4' Dovetail w/5' Stand Up Ramps (in existing length)	\$526.32
Spare Tire (ST235/80 R-16 LR-E)	\$198.50		
Tire Upgrade (ST235/80 R-16 LR-G)	\$421.05		



Equipment Trailers *(Continued)*

12FT - Pro Series Tilt Bed Equipment

MODEL#	DESCRIPTION		MSRP
12FT-16	83" x 16' Tilt Trailer		\$6,240.60
12FT-18	83" x 18' Tilt Trailer		\$6,390.98
12FT-20	83" x 20' Tilt Trailer		\$6,541.35
OPTIONAL EQUIPMENT			
Adjustable Pintle in Channel ILO Coupler	\$0.00	Spare Tire (ST235/80 R-16 LR-E)	\$198.50
12K Drop Leg Jack - Top Wind	\$150.38	Tire Upgrade (ST235/80 R-16 LR-G)	\$421.05
12K Drop Leg Jack - Side Wind Against Bed	\$218.05	Spare Tire Upgrade (ST235/80 R-16 LR-G)	\$303.76
Hydraulic Surge Brakes 2 Axles	\$827.07		

12TL - Pro Series Tilt Bed Equipment

MODEL#	DESCRIPTION		MSRP
12TL-20	83" x 20' (16' + 4') Tilt Trailer		\$6,240.60
OPTIONAL EQUIPMENT			
Adjustable Pintle in Channel ILO Coupler	\$0.00	Spare Tire (ST235/80 R-16 LR-E)	\$198.50
12K Drop Leg Jack - Top Wind	\$150.38	Tire Upgrade (ST235/80 R-16 LR-G)	\$421.05
12K Drop Leg Jack - Side Wind Against Bed	\$218.05	Spare Tire Upgrade (ST235/80 R-16 LR-G)	\$303.76
Hydraulic Surge Brakes 2 Axles	\$827.07		

12PT - Tandem Axle Pipe Transport

MODEL#	DESCRIPTION		MSRP
12PT-32	68" x 32' Tandem Axle Pipe Transport		\$7,060.15
12PT-40	68" x 40' Tandem Axle Pipe Transport		\$7,812.03
OPTIONAL EQUIPMENT			
Gooseneck w/12K Drop Leg Jack	\$751.88	Tire Upgrade (ST235/80 R-16 LR-G)	\$421.05
Spare Tire (ST235/80 R-16 LR-E)	\$198.50	Spare Tire Upgrade (ST235/80 R-16 LR-G)	\$303.76



Equipment Trailers *(Continued)*

12GP - Heavy Duty Pipe Gooseneck

MODEL#	DESCRIPTION		MSRP
12GP-18	83" x 18' Gooseneck Tandem Axle Pipe Trailer		\$5,706.77
12GP-20	83" x 20' Gooseneck Tandem Axle Pipe Trailer		\$5,857.14
OPTIONAL EQUIPMENT			
Spare Tire (ST235/80 R-16 LR-E)	\$198.50	4' Rampgate ILO Slide In Ramps	\$15.04
Tire Upgrade (ST235/80 R-16 LR-G)	\$421.05	Gas Shock Assist Option - Rampgate	\$52.63
Spare Tire Upgrade (ST235/80 R-16 LR-G)	\$303.76	5' Stand Up Ramps ILO Slide In	\$97.74
		4' Heavy Duty Integrated Ramp Gate w/ Gas Spring Assist ILO Ramps	\$338.35

14FT - Pro Series Full Tilt Bed Equipment

\$6,541.35	DESCRIPTION		MSRP
14FT-16	83" x 16' Full Tilt Trailer		\$6,390.98
14FT-18	83" x 18' Full Tilt Trailer		\$6,541.35
14FT-20	83" x 20' Full Tilt Trailer		\$6,691.73
OPTIONAL EQUIPMENT			
Adjustable Pintle in Channel ILO Coupler	\$0.00	Tire Upgrade (ST235/85 R-16 LR-G)	\$421.05
Hydraulic Surge Brakes 2 Axles	\$827.07	Spare Tire Upgrade (ST235/85 R-16 LR-G)	\$303.76
Spare Tire (ST235/80 R-16 LR-E)	\$198.50		

14TL - Pro Series Tilt Bed Equipment

MODEL#	DESCRIPTION		MSRP
14TL-20	83" x 20' (16' + 4') Tilt Trailer		\$6,390.98
14TL-22	83" x 22' (16' + 6') Tilt Trailer		\$6,766.92
OPTIONAL EQUIPMENT			
Adjustable Pintle in Channel ILO Coupler	\$0.00	Tire Upgrade (ST235/85 R-16 LR-G)	\$421.05
Hydraulic Surge Brakes 2 Axles	\$827.07	Spare Tire Upgrade (ST235/85 R-16 LR-G)	\$303.76
Spare Tire (ST235/80 R-16 LR-E)	\$198.50		



Equipment Trailers *(Continued)*

14PI - Heavy Duty Pipe Tandem Axle

MODEL#	DESCRIPTION		MSRP
14PI-16	83" x 16' Tandem Axle		\$5,406.02
14PI-18	83" x 18' Tandem Axle		\$5,556.39
14PI-20	83" x 20' Tandem Axle		\$5,706.77
OPTIONAL EQUIPMENT			
Adjustable Pintle in Channel ILO Coupler	\$0.00	4' Rampgate - ILO Slide In Ramps	\$15.04
12K Drop-Leg Jack - Top Wind	\$150.38	Gas Shock Assist Option - Rampgate	\$52.63
Hydraulic Surge Brakes 2 Axles	\$917.29	5' Stand up Ramps ILO Slide In Ramps	\$97.74
Spare Tire (ST235/80 R-16 LR-E)	\$198.50	4' Heavy Duty Integrated Ramp Gate w/ Gas Spring Assist ILO Ramps	\$338.35
Tire Upgrade (ST235/85 R-16 LR-G)	\$421.05		
Spare Tire Upgrade (ST235/85 R-16 LR-G)	\$303.76		

14ET - Tandem Axle Equipment

MODEL#	DESCRIPTION		MSRP
14ET-16	83" x 16' Tandem Axle Equipment Trailer		\$4,962.41
14ET-18	83" x 18' Tandem Axle Equipment Trailer		\$5,112.78
14ET-20	83" x 20' Tandem Axle Equipment Trailer		\$5,263.16
14ET-20 GN	83" x 20' Tandem Axle Equipment Trailer - Gooseneck		\$6,766.92
14ET-22 GN	83" x 22' Tandem Axle Equipment Trailer - Gooseneck		\$7,067.67
14ET-24 GN	83" x 24' Tandem Axle Equipment Trailer - Gooseneck		\$7,218.05
OPTIONAL EQUIPMENT			
Adjustable Pintle in Channel ILO Coupler	\$0.00	Tire Upgrade (ST235/85 R-16 LR-G)	\$421.05
Hydraulic Surge Brakes 2 Axles	\$917.29	Spare Tire Upgrade (ST235/85 R-16 LR-G)	\$303.76
Spare Tire (ST235/80 R-16 LR-E)	\$198.50	Additional Stake Pockets and HD Rubrail	\$165.41



Equipment Trailers *(Continued)*

14OA - Tandem Axle Over The Axle

MODEL#	DESCRIPTION		MSRP
14OA-16	102" x 16' Tandem Over The Axle Trailer		\$5,706.77
14OA-18	102" x 18' Tandem Over The Axle Trailer		\$5,857.14
14OA-20	102" x 20' Tandem Over The Axle Trailer		\$6,007.52
OPTIONAL EQUIPMENT			
Adjustable Pintle in Channel ILO Coupler	0.00	Spare Tire Upgrade (ST235/80 R-16 LR-E)	\$303.76
12K Drop Leg Jack - Top Wind	\$150.38	8' Slide in Ramps	\$541.35
Hydraulic Surge Brakes 2 Axles	\$714.29	4' Dovetail w/5' Stand Up Ramps (in existing length)	\$526.32
Spare Tire (ST235/80-16 LR-E)	\$198.50		
Tire Upgrade (ST235/80 R-16 LR-E)	\$421.05		

14GP - Heavy Duty Pipe Gooseneck

MODEL#	DESCRIPTION		MSRP
14GP-20	83" x 20' Gooseneck Tandem Axle Pipe Trailer		\$6,007.52
14GP-24	83" x 24' Gooseneck Tandem Axle Pipe Trailer		\$6,458.65
OPTIONAL EQUIPMENT			
Electric Over Hydraulic Brakes (Drums)	\$2,157.89	Rampgate ILO Slide In Ramps	\$15.04
Spare Tire (ST235/80 R-16 LR-E)	\$198.50	Gas Shock Assist Option - Rampgate	\$52.63
Tire Upgrade (ST235/85 R-16 LR-G)	\$421.05	5' Stand Up Ramps ILO Slide In Ramps	\$97.74
Spare Tire Upgrade (ST235/85 R-16 LR-G)	\$303.76	4' Heavy Duty Integrated Ramp Gate w/ Gas Spring Assist ILO Ramps	\$338.35



Gooseneck/Pintle Trailers

14GN - Tandem Axle Gooseneck

MODEL#	DESCRIPTION		MSRP
14GN-20+5	102" x 20' + 5' Tandem 15,900# Gooseneck		\$7,661.65
14GN-22+5	102" x 22' + 5' Tandem 15,900# Gooseneck		\$7,932.33
14GN-25+5	102" x 25' + 5' Tandem 15,900# Gooseneck		\$8,338.35
14GN-26+5	102" x 26' + 5' Tandem 15,900# Gooseneck		\$8,473.68
14GN-28+5	102" x 28' + 5' Tandem 15,900# Gooseneck		\$9,120.30
OPTIONAL EQUIPMENT			
30K Square Adjustable Screw Type Coupler	\$97.74	Spare Tire Upgrade (ST235/85 R-16 LR-G)	\$303.76
BX-1 Auto Locking Coupler	\$97.74	Low Profile Tool Box 15" x 15" x 36" (Side Mount)	\$300.75
Dual Two Speed Landing Gear	\$526.32	Tool Box 18" x 18" x 36" (Side Mount)	\$300.75
Electric Over Hydraulic Brakes (Drums)	\$2,368.42	5' Center Pop-Up Dovetail w/5' Fold Up Ramps	\$828.57
Torsion Axles	\$1,917.29	Three Ramps w/Diamond Plate on Bottom	\$526.32
Spare Tire (ST235/80 R-16 LR-E)	\$198.50	Mega Ramps	\$828.57
Tire Upgrade (ST235/85 R-16 LR-G)	\$421.05	No Dovetail Option	(-\$751.88)

14PH - Tandem Axle Pintle

MODEL#	DESCRIPTION		MSRP
14PH-20+5	102" x 20' + 5' Tandem 15,900# Pintle		\$7,563.91
14PH-25+5	102" x 25' + 5' Tandem 15,900# Pintle		\$8,240.60
OPTIONAL EQUIPMENT			
Dual Single Speed Drop Leg Jack	\$263.16	Spare Tire Upgrade (ST235/85 R-16 LR-G)	\$303.76
Single Two-Speed Drop Leg Jack	\$263.16	Tool Box 18" x 18" x 36" (Side Mount)	\$300.75
Dual Two-Speed Drop Leg Jack	\$601.50	Low Profile Tool Box 15" x 15" x 36" (Side Mount)	\$300.75
Electric Over Hydraulic Brakes (Drums)	\$2,368.42	5' Center Pop-Up Dovetail w/5' Fold Up Ramps	\$828.57
Torsion Axles	\$1,917.29	Three Ramps w/Diamond Plate on Bottom	\$526.32
Spare Tire (ST235/80 R-16 LR-E)	\$198.50	Mega Ramps	\$828.57
Tire Upgrade (ST235/85 R-16 LR-G)	\$421.05	No Dovetail Option	(-\$751.88)



Gooseneck/Pintle Trailers (Continued)

20GN - Tandem Dual Gooseneck

MODEL#	DESCRIPTION	MSRP
20GN-20+5	102" x 20' + 5' Tandem 20,000# Gooseneck	\$9,052.63
OPTIONAL EQUIPMENT		
Spare Tire (ST235/80 R-16 LR-E Dual)	\$206.02	

20PH - Tandem Dual Pintle

MODEL#	DESCRIPTION	MSRP
20PH-20+5	102" x 20' + 5' Tandem 20,000# Gooseneck	\$8,954.89
OPTIONAL EQUIPMENT		
Spare Tire (ST235/80 R-16 LR-E Dual)	\$206.02	

22GN HD - Tandem Dual Gooseneck

MODEL#	DESCRIPTION	MSRP
22GN-20+5	102" x 20' + 5' Tandem Dual 23,900# Gooseneck	\$10,255.64
22GN-25+5	102" x 25' + 5' Tandem Dual 23,900# Gooseneck	\$10,932.33
22GN-28+5	102" x 28' + 5' Tandem Dual 23,900# Gooseneck	\$11,714.29
22GN-30+5	102" x 30' + 5' Tandem Dual 23,900# Gooseneck	\$11,984.96
22GN-32+5	102" x 32' + 5' Tandem Dual 23,900# Gooseneck	\$12,255.64
22GN-35+5	102" x 35' + 5' Tandem Dual 23,900# Gooseneck	\$12,661.65
22GN-36	102" x 36' Tandem Dual 23,900# Gooseneck (Straight)	\$12,045.11
22GN-40	102" x 40' Tandem Dual 23,900# Gooseneck (Straight)	\$12,586.47
22GN-35 HDT	102" x 35' Tandem Dual 23,900# Gooseneck	\$16,796.68
22GN-40 HDT	102" x 40' Tandem Dual 23,900# Gooseneck (Straight)	\$17,473.68
OPTIONAL EQUIPMENT		
Dual 2 Speed Landing Gear (Side)	\$526.32	Winch, 4" Weld-On (Each) \$30.08
Electric over Hydraulic Brakes (Drum)	\$2,248.12	Winch, 4", For Slide Track (Each) \$37.59
Electric over Hydraulic Brakes (Disc)	\$4,511.28	Strap, 4" x 30' (Each) \$30.08
Spare Tire (ST235/80 R-16 LR-E Dual)	\$206.02	Deck on the Neck (6') \$902.26
Tire Upgrade (ST235/85 R-16 LR-G Dual)	\$842.11	5' Center Pop-Up Dovetail w/5' Fold Up Ramps \$828.57
Spare Tire Upgrade (ST235/85 R-16 LR-G Dual)	\$311.28	Three Ramps w/Diamond Plate on Bottoms \$526.32
Low Profile Tool Box 12" x 18" x 36" (Side Mount)	\$300.75	Mega Ramps \$828.57
Winch, Slide Track (Per 6')	\$90.23	No Dovetail Option (Straight Deck) (-\$751.88)



Gooseneck/Pintle Trailers *(Continued)*

22PH HD - Tandem Dual Pintle

MODEL#	DESCRIPTION		MSRP
22PH-20+5	102" x 20' + 5' Tandem Dual 23,900# Pintle		\$10,157.89
22PH-25+5	102" x 25' + 5' Tandem Dual 23,900# Pintle		\$10,834.59
22PH-28+5	102" x 28' + 5' Tandem Dual 23,900# Pintle		\$11,616.54
22PH-30+5	102" x 30' + 5' Tandem Dual 23,900# Pintle		\$11,135.34
OPTIONAL EQUIPMENT			
Dual Single Speed Dropleg Jacks	\$263.16	Low Profile Tool Box 12" x 18" x 36" (Side Mount)	\$300.75
Single 2-Speed Drop Leg Jack	\$263.16	Lockable Lid Cover Tool Storage in Tongue	\$150.38
Dual 2 Speed Landing Gear (150K)	\$601.50	5' Center Pop-Up Dovetail w/5' Fold Up Ramps	\$828.57
Electric over Hydraulic Brakes (Drum)	\$2,248.12	Three Ramps w/Diamond Plate on Bottoms	\$526.32
Spare Tire (ST235/80 R-16 LR-E Dual)	\$206.02	Mega Ramps	\$828.57
Tire Upgrade (ST235/85 R-16 LR-G Dual)	\$842.11	No Dovetail Option (Straight Deck)	(-\$751.88)
Spare Tire Upgrade (ST235/85 R-16 LR-G Dual)	\$311.28		



Gooseneck/Pintle Trailers *(Continued)*

25GN HD - Heavy Duty Tandem Dual Axle Gooseneck

MODEL#	DESCRIPTION		MSRP
25GN-20+5	102" x 20' + 5' Tandem Dual 25,900# Gooseneck		\$13,263.16
25GN-25+5	102" x 25' + 5' Tandem Dual 25,900# Gooseneck		\$13,939.85
25GN-28+5	102" x 28' + 5' Tandem Dual 25,900# Gooseneck		\$14,721.80
25GN-30+5	102" x 30' + 5' Tandem Dual 25,900# Gooseneck		\$14,992.48
25GN-32+5	102" x 32' + 5' Tandem Dual 25,900# Gooseneck		\$15,263.16
25GN-35+5	102" x 35' + 5' Tandem Dual 25,900# Gooseneck		\$15,669.17
25GN-36	102" x 36' Tandem Dual 25,900# Gooseneck (Straight)		\$15,052.63
25GN-40	102" x 40' Tandem Dual 25,900# Gooseneck (Straight)		\$15,593.98
OPTIONAL EQUIPMENT			
Air Brake Assembly w/ABS on Front, Spring Brake Chambers & Auto Slacks	\$4,511.28	Winch, 4" Weld-On (Each)	\$30.08
Electric over Hydraulic Brakes (Disc)	\$2,105.26	Winch, 4", For Slide Track (Each)	\$37.59
Spare Tire (ST235/80 R-16 LR-E Dual)	\$206.02	Strap, 4" x 30' (Each)	\$30.08
Tire Upgrade (ST235/85 R-16 LR-G Dual)	\$842.11	Low Profile Tool Box 12" x 18" x 36" (Side Mount)	\$300.75
Spare Tire Upgrade (ST235/85 R-16 LR-G Dual)	\$311.28	5' Center Popup Dovetail w/5' Fold Up Ramps	\$828.57
Tire Upgrade (ST215/75 R-17.5 LR-H)	\$974.44	Three Ramps w/Diamond Plate on Bottoms	\$526.32
Spare Tire Upgrade (ST215/75 R-17.5 LR-H)	\$327.82	Mega Ramps	\$828.57
Deck on the Neck (6')	\$902.26	No Dovetail Option (Straight Deck)	(-\$751.88)
Winch, Slide Track (Per 6')	\$90.23		



Gooseneck/Pintle Trailers *(Continued)*

25PH HD- Heavy Duty Tandem Dual Axle Pintle

MODEL#	DESCRIPTION		MSRP
25PH-20+5	102" x 20' + 5' Tandem Dual 25,900# Pintle		\$13,263.16
25PH-25+5	102" x 25' + 5' Tandem Dual 25,900# Pintle		\$13,939.85
25PH-28+5	102" x 28' + 5' Tandem Dual 25,900# Pintle		\$14,721.80
25PH-30	102" x 30' Tandem Dual 25,900# Pintle		\$14,992.48
OPTIONAL EQUIPMENT			
Air Brake Assembly w/ABS on Front, Spring Brake Chambers & Auto Slacks	\$4,511.28	Vertical Spare Mount	\$60.15
Electric over Hydraulic Brakes (Disc)	\$2,105.26	Low Profile Tool Box 12" x 18" x 36" (Side Mount)	\$300.75
Dual Single Speed Drop Legs Jacks	\$263.16	Lockable Lid Cover Tool Storage in Tongue	\$150.38
Single 2-Speed Drop Leg Jack	\$263.16	5' Center Popup Dovetail w/5' Fold Up Ramps	\$828.57
Dual 2 Speed Drop Leg Jacks	\$601.50	Three Ramps w/Diamond Plate on Bottoms	\$526.32
Spare Tire (ST235/80 R-16 LR-E Dual)	\$206.02	Mega Ramps	\$828.57
Tire Upgrade (ST235/85 R-16 LR-G Dual)	\$842.11	No Dovetail Option (Straight Deck)	(-\$751.88)
Spare Tire Upgrade (ST235/85 R-16 LR-G Dual)	\$311.28		

3XGN - Super Duty Tandem Dual Axle Gooseneck

MODEL#	DESCRIPTION		MSRP
*3XGN-20+5	102" x 20' + 5' Tandem Dual 30,000# Gooseneck		\$21,353.38
*3XGN-24+5	102" x 24' + 5' Tandem Dual 30,000# Gooseneck		\$22,406.02
*3XGN-26+5	102" x 26' + 5' Tandem Dual 30,000# Gooseneck		\$22,706.77
*3XGN-28+5	102" x 28' + 5' Tandem Dual 30,000# Gooseneck		\$23,308.27
*3XGN-30+5	102" x 30' + 5' Tandem Dual 30,000# Gooseneck		\$23,909.77
OPTIONAL EQUIPMENT			
Air Brake Assembly w/ABS on Front, Spring Break Chambers & Auto Slacks	\$4,511.28	Low Profile Tool Box 12" x 18" x 36" Side Mount	\$300.75
Electric Over Hydraulic Brakes (Drum)	\$1,879.70	Deck on the Neck (6')	\$902.26
Spare Tire (215/75 R-17.5 LR-H)	\$327.82	No Dovetail Option (Straight Deck)	(-\$751.88)

* Trailer is subject to Federal Excise Tax



Gooseneck/Pintle Trailers *(Continued)*

3XPH - Super Duty Tandem Dual Axle Pintle

MODEL#	DESCRIPTION		MSRP
*3XPH-20+5	102" x 20' + 5' Tandem Dual 30,000# Pintle		\$20,751.88
*3XPH-24+5	102" x 24' + 5' Tandem Dual 30,000# Pintle		\$21,954.89
OPTIONAL EQUIPMENT			
Air Brake Assembly w/ABS on Front, Spring Break Chambers & Auto Slacks	\$4,511.28	Vertical Spare Mount	\$60.15
Electric Over Hydraulic Brakes (Drum)	\$1,879.70	Spare Tire (215/75 R-17.5 LR-H)	\$327.82
Dual Single Speed Drop Leg Jacks	\$263.16	Low Profile Tool Box 12" x 18" x 36" Side Mount	\$300.75
Single 2-Speed Drop Leg Jack	\$263.16	No Dovetail Option (Straight Deck)	(-\$751.88)
Dual 2 Speed Landing Gear Jacks (50K)	\$601.50		

* Trailer is subject to Federal Excise Tax



Dump Trailers

70SR - Tandem Axle Single Ram Dump

MODEL#	DESCRIPTION		MSRP
70SR-10-5W	60" x 10' Single Ram Tandem Axle Dump		\$4,821.05
70SR-10	72" x 10' Single Ram Tandem Axle Dump		\$5,121.80
OPTIONAL EQUIPMENT			
Spare Tire (ST205/75-15 LR-C)	\$97.74	110V Charger	\$150.38
Wireless Remote	\$150.38	Crank Style Roll Tarp	\$278.20
5 Watt Solar Charger	\$225.56		

10SR - Tandem Axle Single Ram Dump

MODEL#	DESCRIPTION		MSRP
10SR-12XL	83" x 12' Low Profile Tandem Axle Dump		\$6,827.07
OPTIONAL EQUIPMENT			
Spare Tire (ST235/80 R-16 LR-E)	\$198.50	5 Watt Solar Charger	\$225.56
7' Slide In Ramps	\$466.17	110V Charger	\$150.38
Wireless Remote	\$150.38	Crank Style Roll Tarp	\$300.75

10LX - Tandem Axle Low Profile Extra Wide Dump (Product Guide Pg. 77)

MODEL#	DESCRIPTION		MSRP
10LX-10	83" x 10' Low Profile Tandem Axle Dump		\$7,203.01
10LX-12	83" x 12' Low Profile Tandem Axle Dump		\$7,353.38
OPTIONAL EQUIPMENT			
Adjustable Pintle in Channel ILO Coupler	\$0.00	110V Charger	\$150.38
Hydraulic Surge Brakes on Both Axles	\$1,075.19	24" Expanded Metal Side Extensions-10'	\$1,353.38
12K Heavy Duty Top Wind Drop Leg Jack	\$150.38	24" Expanded Metal Side Extensions-12'	\$1,503.76
Spare Tire (ST235/80 R-16 LR-E)	\$198.50	3' Solid Sheet Metal Sides (12')	\$624.06
7' Slide In Ramps	\$466.17	4' Solid Sheet Metal Sides (12')	\$736.84
Wireless Remote	\$150.38	Crank Style Roll Tarp	\$300.75
5 Watt Solar Charger	\$225.56		



Dump Trailers *(Continued)*

12LX - Tandem Axle Low Profile Extra Wide Dump

MODEL#	DESCRIPTION		MSRP
12LX-12	83" x 12' Low Profile Tandem Axle Dump		\$7,729.32
OPTIONAL EQUIPMENT			
Adjustable Pintle in Channel	\$0.00	5 Watt Solar Charger	\$225.56
Hydraulic Surge Brakes on Both Axles	\$872.18	110V Charger	\$150.38
12K Heavy Duty Top Wind Drop Leg Jack	\$150.38	24" Expanded Metal Side Extensions-12'	\$1,503.76
Spare Tire (ST235/80 R-16 LR-E)	\$198.50	3' Solid Sheet Metal Sides (12')	\$624.06
7' Slide In Ramps	\$466.17	4' Solid Sheet Metal Sides (12')	\$736.84
Wireless Remote	\$150.38	Crank Style Roll Tarp	\$300.75

14LX - Tandem Axle Low Profile Extra Wide Dump

MODEL#	DESCRIPTION		MSRP
14LX-14	83" x 14' Low Profile Tandem Axle Bumper Pull Dump		\$8,406.02
14LX-16	83" x 16' Low Profile Tandem Axle Bumper Pull Dump		\$9,007.52
OPTIONAL EQUIPMENT			
Spare Tire (ST235/80 R-16 LR-E)	\$198.50	24" Expanded Metal Side Extensions - 14'	\$1,654.14
Tire Upgrade (ST235/85 R-16 LR-G)	\$421.05	24" Expanded Metal Side Extensions - 16'	\$1,804.51
Spare Tire Upgrade (ST235/85 R-16 LR-G)	\$303.76	3' Solid Sheet Metal Sides (14')	\$639.10
7' Slide In Ramps	\$466.17	4' Solid Sheet Metal Sides (14')	\$751.88
Wireless Remote	\$150.38	3' Solid Sheet Metal Sides (16')	\$654.14
5 Watt Solar Charger	\$225.56	4' Solid Sheet Metal Sides (16')	\$766.92

14GX - Tandem Axle Gooseneck Low Profile Extra Wide Dump

MODEL#	DESCRIPTION		MSRP
14GX-14	83" x 14' Low Profile Tandem Axle Gooseneck Dump		\$9,766.92
14GX-16	83" x 16' Low Profile Tandem Axle Gooseneck Dump		\$10,421.05
OPTIONAL EQUIPMENT			
Spare Tire (ST235/80 R-16 LR-E)	\$198.50	24" Expanded Metal Side Extensions - 14'	\$1,654.14
Tire Upgrade (ST235/85 R-16 LR-G)	\$421.05	24" Expanded Metal Side Extensions - 16'	\$1,804.51
Spare Tire Upgrade (ST235/85 R-16 LR-G)	\$303.76	3' Solid Sheet Metal Sides (14')	\$639.10
7' Slide In Ramps	\$466.17	4' Solid Sheet Metal Sides (14')	\$751.88
Wireless Remote	\$150.38	3' Solid Sheet Metal Sides (16')	\$654.14
5 Watt Solar Charger	\$225.56	4' Solid Sheet Metal Sides (16')	\$766.92



Dump Trailers *(Continued)*

14OD /14OD-GN Tandem Over The Axle Dump

MODEL#	DESCRIPTION	MSRP
14OD-14	96" x 14' Over the Axle Bumper Pull Dump	\$9,383.46
14OD-14GN	96" x 14' Over the Axle Gooseneck Dump	\$10,819.55
OPTIONAL EQUIPMENT		
Spare Tire (ST235/80-16 LR-E)	\$198.50	Wireless Remote \$150.38
Tire Upgrade (ST235/85 R-16 LR-G)	\$421.05	5 Watt Solar Charger \$225.56
Spare Tire Upgrade (ST235/85 R-16 LR-G)	\$303.76	Crank Style Roll Tarp \$375.94

21GX Triple Axle Low Profile Extra Wide Dump

MODEL#	DESCRIPTION	MSRP
21GX-16	83" x 16' Low Profile Tandem Axle Gooseneck Dump	\$12,827.07
OPTIONAL EQUIPMENT		
Spare Tire (ST235/80-16 LR-E)	\$198.50	5 Watt Solar Charger \$225.56
Tire Upgrade (ST235/85 R-16 LR-G)	\$631.58	Expanded Metal Side Extensions \$1,804.51
Spare Tire Upgrade (ST235/85 R-16 LR-G)	\$303.76	3' Solid Sheet Metal Sides (16') \$654.14
7' Slide In Ramps	\$466.17	4' Solid Sheet Metal Sides (16') \$766.92
Wireless Remote	\$150.38	Crank Style Roll Tarp \$338.35

25DU - Tandem Dual Gooseneck Dump

MODEL#	DESCRIPTION	MSRP
25DU-18	92" x 18' Tandem Dual Gooseneck Dump	\$16,872.18
25DU-20	92" x 20' Tandem Dual Gooseneck Dump	\$17,774.44
OPTIONAL EQUIPMENT		
Dual 2-Speed Landing Gear	\$526.32	Wireless Remote \$150.38
Spare Tire (ST235/80 R-16 LR-E Dual)	\$206.02	Crank Style Roll Tarp \$375.94
8' Slide In Ramps	\$541.35	Industrial Roll Tarp w/Side Flaps - 18' \$2,706.77
5 Watt Solar Charger	\$225.56	Industrial Roll Tarp w/Side Flaps - 20' \$2,781.95



Heavy Equipment

20ED/20AD - Pintle Equipment Transport

MODEL#	DESCRIPTION		MSRP
20ED-20+5	102" x 20' + 5' Tandem Dual 25,900# Pintle		\$18,045.11
20ED-24+5	102" x 24' + 5' Tandem Dual 25,900# Pintle		\$18,646.62
20AD-20+5	102" x 20' + 5' Tandem Dual 25,900# Pintle		\$21,052.63
20AD-24+5	102" x 24' + 5' Tandem Dual 25,900# Pintle		\$23,157.89
OPTIONAL EQUIPMENT			
Dual Single Speed Drop Leg Jack	\$263.16	Spare Tire Upgrade (LR-G)	\$311.28
Single 2 Speed Drop Leg Jack	\$263.16	Tire Upgrade (ST215/75 R-17.5 LR-H)	\$974.44
Dual 2 Speed Landing Gear Jacks (50K)	\$601.50	Spare Tire Upgrade (ST215/75 R-17.5 LR-H)	\$327.82
Spare Tire (ST235/80 R-16 LR-E Dual)	\$206.02	Vertical Spare Mount	\$60.15
Tire Upgrade (LR-G)	\$842.11	Lockable Lid Cover Tool Storage in Tongue	\$150.38

24ED/24AD - Pintle Equipment Transport

MODEL#	DESCRIPTION		MSRP
*24ED-20+5	102" x 20' + 5' Tandem Dual 30,000# Pintle w/Electric Brakes		\$19,548.87
*24ED-24+5	102" x 24' + 5' Tandem Dual 30,000# Pintle w/Electric Brakes		\$20,751.88
*24AD-20+5	102" x 20' + 5' Tandem Dual 30,000# Pintle w/Electric Brakes		\$22,556.39
*24AD-24+5	102" x 24' + 5' Tandem Dual 30,000# Pintle w/Electric Brakes		\$24,661.65
OPTIONAL EQUIPMENT			
Single 2 Speed Drop Leg Jack	\$263.16	Spare Tire Upgrade (ST215/75 R-17.5 LR-H)	\$327.82
Dual Single Speed Drop Leg Jacks	\$263.16	Vertical Spare Mount	\$60.15
Dual 2 Speed Landing Gear Jacks (50K)	\$601.50	Lockable Lid Cover Tool Storage in Tongue	\$150.38
Spare Tire (ST235/80 R-16 LR-G Dual)	\$311.28	Extra 5/8" D- Ring (Each)	\$18.80
Tire Upgrade (ST215/75 R-17.5 LR-H)	\$132.33		

* Trailer is subject to Federal Excise Tax



Heavy Equipment *(Continued)*

4XPH - Pintle Heavy Equipment Transport

MODEL#	DESCRIPTION		MSRP
*4XPH-20+5	102" x 20'+ 5' Equipment Transport		\$24,812.03
*4XPH-24+5	102" x 24'+ 5' Equipment Transport		\$26,015.03
OPTIONAL EQUIPMENT			
Single 2 Speed Drop Leg Jack (25K)	\$263.16	ABS on 2nd Axle	\$827.07
Dual Single Speed Drop Leg Jacks	\$263.16	Lockable Lid Cover Tool Storage in Tongue	\$150.38
Dual 2 Speed Landing Gear Jacks (50K)	\$601.50	Wood Fill Dovetail & Ramps	\$300.75
Spare Tire (ST215/75 R-17.5 LR-H)	\$327.82	1" D-Ring (Each)	\$22.56
Vertical Spare Mount	\$60.15		

* Trailer is subject to Federal Excise Tax

5XGL - Lowboy Heavy Equipment Transport

MODEL#	DESCRIPTION		MSRP
*5XGL-20+3	102" x 20' Equipment Transport		\$30,075.19
OPTIONAL EQUIPMENT			
Dual Two Speed Landing Gear Jacks (50K)	\$751.88	Full Width Neck	\$1,503.76
Spare Tire (ST215/75 R-17.5 LR-H)	\$327.82	Plate Over The Tires (Raises bed height by 2")	\$977.44
ABS on 2nd Axle	\$827.07	1" D-Ring (Each)	\$22.56

* Trailer is subject to Federal Excise Tax

5XPH - Pintle Heavy Equipment Transport

MODEL#	DESCRIPTION		MSRP
*5XPH-24+5	102" x 24' + 5' Triple Axle Equipment Transport		\$32,330.83
*5XPH-28+5	102" x 28' + 5' Triple Axle Equipment Transport		\$32,556.39
OPTIONAL EQUIPMENT			
Single Two Speed Drop Leg Jack (25K)	\$263.16	Vertical Spare Mount on Tongue	\$60.15
Dual Two Speed Drop Leg Jack	\$263.16	Lockable Lid Over Tool Storage in Tongue	\$150.38
Dual Two Speed Landing Gear Jacks (150K)	\$601.50	Wood Fill Dovetail & Ramps	\$300.75
Spare Tire (ST215/75 R-17.5 LR-H)	\$327.82	1" D-Ring (Each)	\$22.56

* Trailer is subject to Federal Excise Tax

*



Auto Transport

20AC - Tandem Dual Gooseneck Auto/Combo Transport

MODEL#	DESCRIPTION		MSRP
20AC-51	102" x 51' Tandem Auto/Combo Transport		\$19,699.25
OPTIONAL EQUIPMENT			
King Pin in Lieu of 2-5/16" Coupler	\$375.94	Wireless Remote	\$150.38
12K HD Electric Brake Axles w/ HD Suspension	\$2,706.77	5 Watt Solar Charger	\$225.56
Spare Tire (ST235/80 R-16 LR-E)	\$206.02	110V Charger	\$150.38
Tire Upgrade (ST235/85 R-16 LR-G)	\$842.11	Delete Winch, Track Ball Towers	(-\$1,052.63)
Spare Tire Upgrade (ST235/85 R-16 LR-G)	\$311.28		

CM

TRUCK BEDS



RETAIL PRICE BOOK

USING YOUR CM TRUCK BEDS RETAIL PRICE BOOK

TERMS OF SALE


All transactions between you, the customer ("Customer") and Contract Manufacturer, LLC. ("CM Truck Beds") are subject to the following General Terms and Conditions:

1. All prices are expressed in United States dollars and do not include freight. Prices are subject to change without notice and prices in effect at time of delivery/shipment will apply. Prices DO NOT include any applicable taxes.
2. Special quotations given on items not shown in CM Truck Beds catalog are valid only for the period specified in writing, or 30 days if no period is specified in writing.
3. Unless otherwise agreed to in writing by CM Truck Beds and Customer, terms are payment on invoice and/or shipping date.
4. Invoices not paid within thirty (30) days of invoice date will bear interest at the maximum contractual rate of interest. If unpaid, amounts are turned over to an attorney or a collection agency for collection, and Customer shall pay all costs of collection, including reasonable attorneys' fees and court costs.
5. Title to items sold and risk of loss and damage shall pass to Customer upon delivery by CM Truck Beds to common carrier or Customer, as the case may be, except that title to (but not risk of loss) shall not pass, in the case of items supplied upon credit terms, until payment in full has been received by CM Truck Beds.
6. Customer agrees to assume all risk incident to the care, handling and use of all products purchased; and warrants, by purchase of an item, that Customer is familiar with the item and its proper use. Before using an item, the Customer shall give such item reasonable and prudent examination and/or tests to determine the suitability of item for Customer's intended use. Any item delivered to Customer shall be deemed accepted by Customer unless written notice of defect or non-conformity is received by CM Truck Beds within thirty (30) days of date of delivery. Customer assumes all risk and liability in connection with an item from time of delivery to Customer.
7. Customer agrees to indemnify CM Truck Beds and save and hold CM Truck Beds harmless and free from liability against any and all claims, damages or assertion of liability of every nature whatsoever to person or property arising out of, or in connection with, the handling or use of all such products as CM Truck Beds may cause to be delivered to Customer, including, but not limited to any and all claims based on asserted defects of material or workmanship of such products.
8. CM Truck Beds does not warranty any product, components or parts not manufactured by CM Truck Beds covered by a manufacturer's warranty. CM Truck Beds does not warrant damage caused by disasters such as fire, flood, wind and lightning. CM Truck Beds does not warrant damage during shipment. CM Truck Beds does not warranty any other abuse or misuse by Customer. CM Truck Beds does not warrant defects caused by failure of Customer to follow all instructions, maintenance schedules, or warnings provided with the equipment, material or supplies.
9. EXCEPT AS OTHERWISE PROVIDED IN WRITING AND SIGNED BY AN AUTHORIZED OFFICER OF CM TRUCK BEDS, CM TRUCK BEDS DISCLAIMS ANY AND ALL WARRANTIES, EXPRESS OR IMPLIED, INCLUDING, BUT NOT LIMITED TO THE IMPLIED WARRANTIES OR MERCHANTABILITY AND FITNESS FOR A PARTICULAR PURPOSE
10. In no case shall CM Truck Beds be liable for any special, incidental, or consequential damages based upon breach of warranty, breach of contract, negligence, strict tort, or any other legal theory. Such excluded damages include, but are not limited to loss of profits, loss of savings or revenue, loss of use of the equipment, materials or supplies or any associated equipment, cost of capital, cost of any substitute equipment, materials or supplies, facilities or services, downtime, the claims of third parties including the Customers of Customer, and injury to property. This limitation does not apply to damages caused by breach of warranty of title. Some states/provinces do not allow limits on warranties or on remedies for breach of certain transactions. In such states/provinces, the limits in this paragraph and the paragraph immediately proceeding may not apply.
11. Any action for any breach of contract by CM Truck Beds or any breach of warranty must be commenced within 365 days of the date the tender of delivery of the equipment, materials or supplies is made to Customer.
12. This agreement allocates the risk of product failure between CM Truck Beds and the Customer. This allocation is recognized by both parties and is reflected in the price of the goods. The Customer acknowledges that it has read this agreement, understands it and is bound by its terms.
13. Possession of price lists, brochures, manuals or other CM Truck Beds documents does not constitute an offer by Contract Manufacturer, LLC. to sell at the prices shown.

TABLE OF CONTENTS

SS Model <i>Steel Flat Deck Body</i>	4
RD Model <i>Steel Flat Deck Body</i>	6
SK Model <i>Steel Skirted Body</i>	8
TM Model <i>Steel Gooseneck Tradesmen Body</i>	11
ER Model <i>Steel Skirted Hauler Body</i>	13
WD Model <i>Steel Skirted Welder Body</i>	15
GP Model <i>Steel Gin Pole Body</i>	17
PL-SD Model <i>Steel Platform Body</i>	19
PL-HD Model <i>Steel Heavy Duty Platform Body</i>	21
DB Model <i>Steel Dump Body</i>	23
RD Aluminum Model <i>Aluminum Flat Deck Body</i>	25
SK Aluminum Model <i>Aluminum Skirted Body</i>	27
Accessories	29

SS MODEL STANDARD FEATURES



- | | | |
|--|--|---|
| A Integrated Square Tube Headache Rack | D Modular Sealed Wiring Harness | G Formed Side Rail with Integrated Pockets |
| B 26,000 lb. Rated B&W Gooseneck Hitch w/ 7 Way Electrical Plug | E 7 Way Round & 5 Way Flat Electrical Plug Standard On Rear Tailboard | H Premium TGIC Polyester Powdercoat Finish |
| C 14,500 lb. Rated B&W Bumper Pull Hitch | F Standard LED Lighting | |

SS MODEL FEATURES & HARDWARE

- All steel frame construction
- 4" Steel channel frame rails
- 3" Steel roll-formed 3/16" channel crossmembers
- Steel tubing headache rack with "easy view" window grill
- 1/8" Steel tread plate deck
- DOT required LED marker lighting
- Modular sealed wiring harness
- Angled fuel fill
- Solid rear skirt
- Tapered rear corners for maximized turning radius

BASE MODEL PRICING

LENGTH	WIDTH	CAB TO AXLE	WEIGHT	PRICE
84"	84"	38" or 40" or 42"	740	\$2,000.00
84"	86"	38" or 40" or 42"	760	\$2,000.00
84"	97"	38" or 40"	780	\$2,142.86
8'-6"	84"	56" or 58"	899	\$2,000.00
8'-6"	86"	56" or 58"	909	\$2,071.43
8'-6"	90"	56" or 58"	924	\$2,142.86
8'-6"	94"	56" or 58"	944	\$2,178.57
8'-6"	97"	56" or 58"	964	\$2,214.29
9'-4"	80"	60"	994	\$2,142.86
9'-4"	82"	60"	1006	\$2,178.57
9'-4"	84"	60"	1018	\$2,214.29
9'-4"	86"	60"	1029	\$2,285.71
9'-4"	90"	60"	1040	\$2,357.14
9'-4"	92"	60"	1052	\$2,428.57
9'-4"	94"	60"	1072	\$2,500.00
9'-4"	97"	60"	1086	\$2,571.43
11'-4"	90"	84"	1206	\$2,464.29
11'-4"	92"	84"	1217	\$2,500.00
11'-4"	94"	84"	1230	\$2,571.43
11'-4"	97"	84"	1247	\$2,642.86

OPTIONAL FEATURE PRICING

HARDWARE	
Front Tool Box	\$321.43
No Gooseneck Box	(\$28.57)
Gooseneck Trough (4 1/2" X 18")	\$500.00
B&W Turnover Ball (30K Rating)	\$535.71
Side Rails 4"	\$100.00
6" Channel Runners	\$164.29
Extra Crossmembers (Each)	\$57.14
Fuel Fill (Each)	\$35.71
Rolling Tail Board (5-9/16") (will limit turning radius of gooseneck trailer)	\$1,714.29
DECK OPTIONS	
3/16" Tread Plate Floor ILO 1/8" for 8'-6" bed	\$428.57
3/16" Tread Plate Floor ILO 1/8" for 9'-4" bed	\$500.00
3/16" Tread Plate Floor ILO 1/8" for 11'-4" bed	\$571.43

HEADACHE RACK	
Super Duty (60" and 84" cab to axle only) (41" from deck to top)	\$178.57
60" Tall Headache Rack (53" from deck to top)	\$214.29
No Headache Rack	\$(71.43)
LIGHTS/ELECTRICAL	
Cargo Light (TM Style) on Headache Rack	\$71.43
GATOR HYDE	
84" to 8'-6" (when pre-ordered with bed)	\$678.57
84" to 8'-6" (as aftermarket accessory)	\$785.71
9'-4" to 11'-4" (when pre-ordered with bed)	\$750.00
9'-4" to 11'-4" (as aftermarket accessory)	\$857.14
BALE SPIKE PACKAGE INCLUDES:	
1 - 3000 PSI Electric/Hydraulic Pump w/ Controller 2 - 3" x 10" Hydraulic Cylinders 2 - 4' Bale Spikes Passenger Side Storage Compartment for Bale Spikes 100 Amp Breaker w/ #4 Wire Additional Tool Box Required on SS and RD Models	\$2,857.14

RD MODEL *STANDARD FEATURES*



Removable Side Rails Optional

- | | | |
|--|--|--|
| A Integrated Square Tube Headache Rack | D 1/8" Rub Rails & Stake Pockets | G 1/8" Steel Tread Plate Deck With Integrated Side Panels |
| B 26,000 lb. Rated B&W Gooseneck Hitch w/ 7 Way Electrical Plug | E 7 Way Round & 5 Way Flat Electrical Plug Standard On Rear Tailboard | H Modular Sealed Wiring Harness |
| C 14,500 lb. Rated B&W Bumper Pull Hitch | F Solid Steel Rear Skirt | I Premium TGIC Polyester Powdercoat Finish |
| | | J Standard LED Lighting |

RD MODEL *FEATURES & HARDWARE*

- All steel frame construction
- 4" Steel channel frame rails
- 3" Steel roll-formed 3/16" channel crossmembers
- Steel tubing headache rack with "easy view" window grill
- DOT Required LED marker lighting
- 1/8" Steel tread plate sides
- Angled fuel fill
- 1/8" Steel tread plate solid rear skirt
- Tapered rear corners for maximized turning radius

BASE MODEL PRICING

LENGTH	WIDTH	CAB TO AXLE	WEIGHT	PRICE
84"	84"	38" or 40" or 42"	749	\$2,285.71
84"	86"	38" or 40" or 42"	760	\$2,321.43
8'-6"	84"	56" or 58"	910	\$2,321.43
8'-6"	86"	56" or 58"	921	\$2,357.14
8'-6"	90"	56" or 58"	934	\$2,392.86
8'-6"	94"	56" or 58"	946	\$2,428.57
8'-6"	97"	56" or 58"	963	\$2,464.29
9'-4"	82"	60"	1030	\$2,357.14
9'-4"	84"	60"	1040	\$2,428.57
9'-4"	86"	60"	1050	\$2,464.29
9'-4"	90"	60"	1060	\$2,500.00
9'-4"	92"	60"	1080	\$2,535.71
9'-4"	94"	60"	1092	\$2,571.43
9'-4"	97"	60"	1100	\$2,607.14
11'-4"	86"	84"	1225	\$2,678.57
11'-4"	90"	84"	1235	\$2,714.29
11'-4"	92"	84"	1240	\$2,750.00
11'-4"	94"	84"	1250	\$2,785.71
11'-4"	97"	84"	1260	\$2,821.43

OPTIONAL FEATURE PRICING

HARDWARE	
Front Tool Box	\$321.43
No Gooseneck Box	\$(28.57)
Gooseneck Trough (4 1/2" x 18")	\$500.00
B&W Turnover Ball (30K Rating)	\$535.71
Side Rails 4"	\$100.00
Rear 4" Rail Across Back - Please Specify Internal or External Stake Pockets	\$392.86
Rear Rub Rail and Stake Pockets - Does Not Include Rear 4" Rail	\$285.71
Extra Stake Pockets	\$35.71
6" Channel Runners	\$164.29
Extra Crossmembers	\$57.14
Rolling Tail Board (5-9/16") (will limit turning radius of gooseneck trailer)	\$1,714.29
DECK OPTIONS	
3/16" Tread Plate Floor ILO 1/8" for 8'-6" bed	\$428.57
3/16" Tread Plate Floor ILO 1/8" for 9'-4" bed	\$500.00
3/16" Tread Plate Floor ILO 1/8" for 11'-4" bed	\$571.43
HEADACHE RACK	
Super Duty (60" and 84" cab to axle only) (41" from deck to top)	\$178.57
60" Tall Headache Rack (53" from deck to top)	\$214.29
No Headache Rack	\$(71.43)

LIGHTS/ELECTRICAL	
Cargo Light (TM Style) on Headache Rack	\$71.43
FINISH	
Liquid Paint - Single Stage *	Call for Quote
Liquid Paint - Base Clear *	Call for Quote
Powder (Primer) Only - Available after Jan 1 2015	\$142.86
GATOR HYDE	
84" to 8'-6" (when pre-ordered with bed)	\$678.57
84" to 8'-6" (as aftermarket accessory)	\$785.71
9'-4" to 11'-4" (when pre-ordered with bed)	\$750.00
9'-4" to 11'-4" (as aftermarket accessory)	\$857.14
BALE SPIKE PACKAGE INCLUDE:	
1 - 3000 PSI Electric/Hydraulic Pump w/ Controller 2 - 3" x 10" Hydraulic Cylinders 2 - 4' Bale Spikes Passenger Side Storage Compartment for Bale Spikes 100 Amp Breaker w/ #4 Wire Additional Tool Box Required on SS and RD Models	\$2,857.14

SK MODEL *STANDARD FEATURES*



Shown with optional rear tool boxes

A Integrated Tube Headache Rack	D Recessed Tool Boxes w/ Black T-Handle Compression Latch (Front 2 Standard)	G Standard LED Lighting
B 26,000 lb. Rated B&W Gooseneck Hitch w/ 7 Way Electrical Plug	E Modular Sealed Wiring Harness	H 3/8" Side Rub Rails w/ Stake Pockets
C 14,500 lb. Rated B&W Bumper Pull Hitch	F 7 Way Round & 5 Way Flat Electrical Plug Standard On Rear Tailboard	I Premium TGIC Polyester Powdercoat Finish
		J 1/8" Steel Tread Plate Deck

SK MODEL *FEATURES & HARDWARE*

- All steel frame construction
- 4" Steel channel frame rails
- 3" Steel roll-formed 3/16" channel crossmembers
- Steel tubing headache rack with "easy view" window grill
- Full length side skirt with rolled fenders and aluminum tread plate trim
- DOT required LED marker lighting
- 2 – Lockable flush-mounted tool boxes with black T-handle compression latch, 1 per side, located in front of wheel well
- Angled fuel fill
- Tapered rear corners for maximized turning radius

BASE MODEL PRICING

LENGTH	WIDTH	CAB TO AXLE	WEIGHT	PRICE
84"	84"	38" or 40" or 42"	937	\$3,607.14
84"	86"	38" or 40" or 42"	964	\$3,642.86
84"	97"	38" or 40"	1138	\$3,785.71
8'-6"	84"	56" or 58"	1152	\$3,821.43
8'-6"	86"	56" or 58"	1165	\$3,857.14
8'-6"	94"	56" or 58"	1285	\$4,035.71
8'-6"	97"	56" or 58"	1259	\$4,071.43
9'-4"	84"	60"	1272	\$3,857.14
9'-4"	86"	60"	1287	\$3,892.86
9'-4"	90"	60"	1300	\$4,000.00
9'-4"	92"	60"	1318	\$4,035.71
9'-4"	94"	60"	1333	\$4,071.43
9'-4"	97"	60"	1349	\$4,107.14
11'-4"	90"	84"	1526	\$4,214.29
11'-4"	92"	84"	1538	\$4,250.00
11'-4"	94"	84"	1551	\$4,285.71
11'-4"	97"	84"	1564	\$4,357.14

Due to various chassis lengths and configurations, specific measurements may determine the fender well placement on skirted beds (i.e. 2003 Dodge is 58" cab to axle measurement, whereas Ford and Chevy are 56" on bed off models)

OPTIONAL FEATURE PRICING

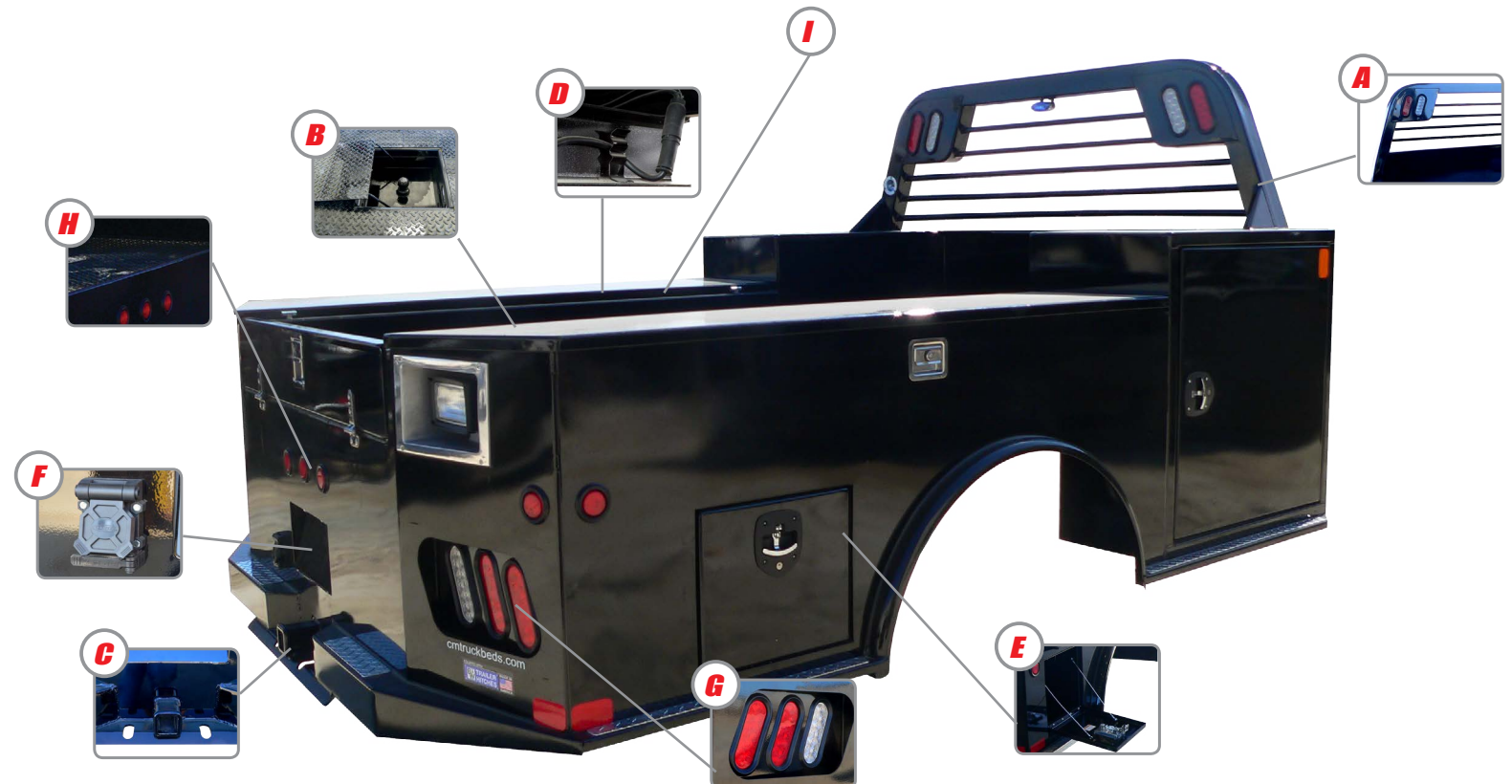
HARDWARE	
Rear Tool Box (per side)	\$285.71
Deletion of Tool Boxes	\$(71.43)
Gooseneck Trough (4 1/2" x 18")	\$500.00
B&W Turnover Ball (30K Rating)	\$535.71
Dovetail	\$214.29
Side Rails 4"	\$100.00
Rear 4" Rail Across Back - Please Specify Internal or External Stake Pockets	\$392.86
Rear Rub Rail and Stake Pockets - Does Not Include Rear 4" Rail	\$285.71
Extra Stake Pockets	\$35.71
Permanent Round Rails	\$178.57
6" Channel Runners	\$164.29
Extra Crossmembers	\$57.14
5" Stainless Steel Fenders (Deck 10" less than overall width i.e 97"wide bed=87"deck)	\$285.71
5" Steel Fenders (Deck 10" less than overall width i.e 97"wide bed=87"deck)	\$178.57
22.5" Big Truck Package (bigger fender wells, deeper skirt)	\$1,714.29
3" x 3" Angle Across the Back	\$250.00
Zinc Plated Flush-Mounted Tie Downs	\$57.14
360° Stainless Steel Swivel Tie Downs	\$78.57
DECK OPTIONS	
3/16" Tread Plate Floor ILO 1/8" for 8'-6" bed	\$428.57
3/16" Tread Plate Floor ILO 1/8" for 9'-4" bed	\$500.00
3/16" Tread Plate Floor ILO 1/8" for 11'-4" bed	\$571.43

HEADACHE RACK	
Back Pack	\$1,214.29
Super Duty (60" and 84" cab to axle only) (41" from deck to top)	\$178.57
60" Tall Headache Rack (53" from deck to top)	\$214.29
LIGHTS/ELECTRICAL	
Oblong Chrome Flush-Mounted (ER Style) LED Headache & Tail Skirt Lights	\$428.57
Cargo Light (TM Style) on Headache Rack	\$71.43
4 Extra Clearance Lights (around the bottom)	\$142.86
ALUMINUM CAST INSERTS	
Oblong Cast Light Box Installed (Must be used w/ oblong pkg. above)	\$357.14
Cast Tag Box Installed	\$142.86
FINISH	
Liquid Paint - Single Stage *	Call for Quote
Liquid Paint - Base Clear *	Call for Quote
Powder (Primer) Only - Available after Jan 1 2015	\$142.86
GATOR HYDE	
84" to 8'-6" (when pre-ordered with bed)	\$678.57
84" to 8'-6" (as aftermarket accessory)	\$785.71
9'-4" to 11'-4" (when pre-ordered with bed)	\$750.00
9'-4" to 11'-4" (as aftermarket accessory)	\$857.14

OPTIONAL FEATURE PRICING (Continued)

BALE SPIKE PACKAGE INCLUDES:		OIL FIELD PACKAGE INCLUDES:	
1 - 3000 PSI Electric/Hydraulic Pump w/ Controller	\$2,857.14	12 - Universal Tie Loops on Headache Rack	\$1,000.00
2 - 3" x 10" Hydraulic Cylinders		8" 16 Gauge Side Rail and Rear Rail	
2 - 4' Bale Spikes		Straight 3/16" 1 Piece Tail Skirt and Work Deck	
Passenger Side Storage Compartment for Bale Spikes		No Gooseneck Box	
100 Amp Breaker w/ #4 Wire			
Additional Tool Box Required on SS and RD Models			

TM MODEL **STANDARD FEATURES**



- | | | |
|--|--|--|
| A Integrated Tube Headache Rack | D Modular Sealed Wiring Harness | G Standard LED Lighting |
| B 26,000 lb. Rated B&W Gooseneck Hitch w/ 7 Way Electrical Plug | E Recessed Side Tool Boxes w/ T-Handle Compression Latches (2 on Each Side) | H 1/8" Steel Tread Plate Deck |
| C 14,500 lb. Rated B&W Bumper Pull Hitch | F 7 Way Round & 5 Way Flat Electrical Plug Standard On Rear Tailboard | I 3/4 Length Shovel Box w/Top Access Flip Up Door |

TM MODEL **FEATURES & HARDWARE**

- All steel frame construction
- 4" Steel channel frame rails
- 3" Steel roll-formed 3/16" channel crossmembers
- Full length side skirt with rolled fenders and aluminum tread plate trim
- DOT required LED marker lighting
- 6 – Lockable tool boxes, 3 on each side (11'4" has an additional 24" box forward wheel on each side)
- Angled fuel fill
- Full length rear skirt
- Tapered rear corners for maximized turning radius
- Rear bumper with aluminum tread plate trim
- Drop down rear tailgate with center handle

BASE MODEL PRICING

LENGTH	WIDTH	CAB TO AXLE	WEIGHT	PRICE
84" *	84"	38", 40", or 42"	1157	\$5,928.57
8'-6"	84"	56" or 58"	1179	\$6,000.00
8'-6"	94"	56" or 58"	1278	\$6,071.43
8'-6"	97"	56" or 58"	1300	\$6,142.86
9'-4"	82"	60"	1314	\$6,214.29
9'-4"	90"	60"	1339	\$6,285.71
9'-4"	92"	60"	2021	\$6,357.14
9'-4"	94"	60"	2046	\$6,428.57
9'-4"	97"	60"	2072	\$6,500.00
11'-4"	90"	84"	2098	\$6,785.71
11'-4"	92"	84"	2117	\$6,857.14
11'-4"	94"	84"	2136	\$6,928.57
11'-4"	97"	84"	2154	\$7,000.00

OPTIONAL FEATURE PRICING

HARDWARE	
Low Profile Front Box (front box flush with top box)	N/C
Aluminum Tread Plate Package (front sheet and top of boxes)	\$571.43
Gooseneck Trough (4 1/2" x 18")	\$500.00
B&W Turnover Ball (30K Rating)	\$535.71
6" Channel Runners	\$164.29
Extra Crossmembers	\$57.14
Stainless Steel Fenders	\$285.71
Zinc Plated Flush-Mounted Tie Downs	\$57.14
360° Stainless Steel Swivel Tie Downs	\$78.57
2 Drawer Tool Box (24"W x 12"H x 13 3/4"D)	\$500.00
Galvanized Shelf (Lower 32"W x 13 1/2"D, Upper 32"W x 16 1/4"D)	\$107.14
DECK OPTIONS	
3/16" Tread Plate Floor ILO 1/8" for 8'-6" bed	\$428.57
3/16" Tread Plate Floor ILO 1/8" for 9'-4" bed	\$500.00
3/16" Tread Plate Floor ILO 1/8" for 11'-4" bed	\$571.43
HEADACHE RACK	
Super Duty (60" and 84" cab to axle only) (41" from deck to top)	\$178.57
60" Tall Headache Rack (53" from deck to top)	\$214.29
LIGHTS/ELECTRICAL	
Two Quartz Lights in Cast Aluminum in Rear	\$214.29
Oblong Chrome Flush-Mounted (ER Style) LED Headache & Tail Skirt Lights	\$428.57
Cargo Light (TM Style) on Headache Rack	\$71.43
4 Extra Clearance Lights (around the bottom)	\$142.86

ALUMINUM CAST INSERTS	
Oblong Cast Light Box Installed (Must be used w/ oblong pkg. above)	\$357.14
Cast Tag Box Installed	\$142.86
FINISH	
Liquid Paint - Single Stage *	Call for Quote
Liquid Paint - Base Clear *	Call for Quote
Powder (Primer) Only - Available after Jan 1 2015	\$142.86
GATOR HYDE	
84" to 8'-6" (when pre-ordered with bed)	\$678.57
84" to 8'-6" (as aftermarket accessory)	\$785.71
9'-4" to 11'-4" (when pre-ordered with bed)	\$750.00
9'-4" to 11'-4" (as aftermarket accessory)	\$857.14
ROUGHNECK PACKAGE INCLUDES:	
3" Steel Roll-formed 3/16" channel on 12" Centers, 3/16" Steel Tread deck & 3/16" Steel plate on rear corner step down	\$785.71
3 1/2" V-Groove Across Rear	\$250.00
2 - Extra Receiver Tubes in Rear	\$142.86

ER MODEL *STANDARD FEATURES*



- | | | |
|--|--|---|
| A Integrated Tube Headache Rack | E Standard LED Lighting | I Aluminum Side Rail Cap |
| B 26,000 lb. Rated B&W Gooseneck Hitch w/ 7 Way Electrical Plug | F 7 Way Round & 5 Way Flat Electrical Plug Standard On Rear Tailboard | J Premium TGIC Polyester Powdercoat Finish |
| C 14,500 lb. Rated B&W Bumper Pull Hitch | G Stainless Fenders & Aluminum Tread Plate Trim | K 1/8" Steel Tread Plate Deck |
| D Recessed Tool Boxes w/ locking chrome T-handle compression latch (4 Standard) | H LED Marker Lights w/ Chrome Accents | L Modular Sealed Wiring Harness |

ER MODEL *FEATURES & HARDWARE*

- All steel frame construction
- 4" steel channel frame rails
- 3" steel roll-formed 3/16" channel crossmembers
- Steel tubing headache rack with "easy view" window grill
- 4 – flush mounted D-ring tie downs
- Rear dovetail
- Full length side skirt with stainless fenders and aluminum tread plate trim
- DOT required LED marker lighting
- Cast aluminum angled fuel fill
- Full length rear skirt
- Rear bed corners tapered for maximized turning radius
- Aluminum cast insert for rear lights and tag

BASE MODEL PRICING

LENGTH	WIDTH	CAB TO AXLE	WEIGHT	PRICE
84"	82"	38", 40", or 42"	888	\$5,285.71
84"	97"	38", 40", or 42"	904	\$5,571.43
8'-6"	82"	56" or 58"	1079	\$5,571.43
8'-6"	94"	56"	1096	\$6,142.86
8'-6"	97"	56"	1109	\$6,285.71
8'-6"	97"	58"	1124	\$6,285.71
9'-4"	88"	60"	1193	\$6,285.71
9'-4"	92"	60"	1212	\$6,428.57
9'-4"	94"	60"	1228	\$6,571.43
9'-4"	97"	60"	1246	\$6,714.29
11'-4"	94"	84"	1447	\$7,000.00
11'-4"	97"	84"	1463	\$7,071.43

Due to various chassis lengths and configurations, specific measurements may determine the fender well placement on skirted beds (i.e. 2003 Dodge is 58" cab to axle measurement, whereas Ford and Chevy are 56" on bed off models)

OPTIONAL FEATURE PRICING

HARDWARE	
6" Channel Runners	\$164.29
Extra Crossmembers	\$57.14
B&W Turnover Ball (30K Rating)	\$535.71
B&W Companion	\$1,285.71
22.5" Big Truck Package	Call for Quote
360° Stainless Steel Swivel Tie Downs	\$78.57
HEADACHE RACK	
Back Pack	\$1,214.29
Super Duty (60" and 84" cab to axle only) (41" from deck to top)	\$178.57
60" Tall Headache Rack (53" from deck to top)	\$214.29
60" Tall Headache Rack w/ Back Pack (53" from deck to top)	\$1,428.57
LIGHTS/ELECTRICAL	
Cargo Light (TM Style) on Headache Rack	\$71.43
4 Extra Clearance Lights (around the bottom)	\$142.86

FINISH	
Liquid Paint - Single Stage *	Call for Quote
Liquid Paint - Base Clear *	Call for Quote
Powder (Primer) Only - Available after Jan 1 2015	\$142.86
GATOR HYDE	
84" to 8'-6" (when pre-ordered with bed)	\$678.57
84" to 8'-6" (as aftermarket accessory)	\$785.71
9'-4" to 11'-4" (when pre-ordered with bed)	\$750.00
9'-4" to 11'-4" (as aftermarket accessory)	\$857.14
BALE SPIKE PACKAGE INCLUDES:	
1 - 3000 PSI Electric/Hydraulic Pump w/ Controller	\$2,857.14
2 - 3" x 10" Hydraulic Cylinders	
2 - 4' Bale Spikes	
Passenger Side Storage Compartment for Bale Spikes	
100 Amp Breaker w/ #4 Wire	
Trough and Dovetail will be deleted	

WD MODEL **STANDARD FEATURES**



Pictured with Optional 4 Box

- | | | |
|--|--|---|
| A Bumper Pull Receiver Hitch w/Chain Loops | D Standard LED Lighting | F Premium TGIC Polyester Powdercoat Finish |
| B Recessed Tool Box w/ Black Compression Latch (2 Standard) | E 7 Way Round 5 Way Flat Electrical Plug Standard on Rear Tailboard | G V-Groove Across the Back |
| C Modular Sealed Wiring Harness | | |

WD MODEL **FEATURES & HARDWARE**

- All steel frame construction
- 4" Steel channel frame rails
- 3" Steel roll-formed 3/16" channel crossmembers
- 1/8" Smooth deck
- Full length side skirt with rolled fenders
- Full length rear skirt
- DOT required LED marker lighting
- 34" Trough in front w/ 3" step down (24" on 84" long beds)
- 1.66" pipe around bottom rim of sides and back
- 1/8" steel straight back
- 3 1/2" V-groove across back
- Premium TGIC Polyester powdercoating

BASE MODEL PRICING


LENGTH	WIDTH	CAB TO AXLE	WEIGHT	PRICE
84"	82"	38", 40", or 42"	1068	\$3,428.57
84"	97"	38", 40", or 42"	1083	\$3,571.43
8'-6"	94"	56" or 58"	1250	\$3,642.86
8'-6"	97"	56" or 58"	1271	\$3,714.29
9'-4"	92"	60"	1298	\$3,857.14
9'-4"	94"	60"	1314	\$3,928.57
9'-4"	97"	60"	1329	\$4,000.00

Due to various chassis lengths and configurations, specific measurements may determine the fender well placement on skirted beds (i.e. 2003 Dodge is 58" cab to axle measurement, whereas Ford and Chevy are 56" on bed off models)

OPTIONAL FEATURE PRICING

HARDWARE		DECK OPTIONS	
Rear Tool Box (per side)	\$285.71	3/16" Tread Plate Floor ILO 1/8" for 8'-6" bed	\$428.57
Deletion of Tool Boxes	\$(71.43)	3/16" Tread Plate Floor ILO 1/8" for 9'-4" bed	\$500.00
Rear 4" Rail Across Back - Please Specify Internal or External Stake Pockets	\$392.86	3/16" Tread Plate Floor ILO 1/8" for 11'-4" bed	\$571.43
Permanent Round Rails	\$178.57	LIGHTS/ELECTRICAL	
Extra Stake Pockets	\$35.71	4 Extra Clearance Lights (around the bottom)	\$142.86
6" Channel Runners	\$164.29	FINISH	
Extra Crossmembers	\$57.14	Liquid Paint - Single Stage *	Call for Quote
5" Stainless Steel Fenders (Deck 10" less than overall width i.e 97"wide bed=87"deck)	\$285.71	Liquid Paint - Base Clear *	Call for Quote
5" Steel Fenders (Deck 10" less than overall width i.e 97"wide bed=87"deck)	\$178.57	Powder (Primer) Only - Available after Jan 1 2015	\$142.86
Zinc Plated Flush-Mounted Tie Downs	\$57.14	GATOR HYDE	
360° Stainless Steel Swivel Tie Downs	\$78.57	84" to 8'-6" (when pre-ordered with bed)	\$678.57
		84" to 8'-6" (as aftermarket accessory)	\$785.71
		9'-4" to 11'-4" (when pre-ordered with bed)	\$750.00
		9'-4" to 11'-4" (as aftermarket accessory)	\$857.14

GP MODEL *STANDARD FEATURES*



Side Rail & Tool Box Optional

A Integrated Tube Headache Rack	D Formed Side Rail with Integrated Pockets	G Premium TGIC Polyester Powdercoat Finish
B 26,000 lb. Rated B&W Gooseneck Hitch w/ 7 Way Electrical Plug	E Standard LED Lighting	H Schedule 80 Gin Poles
C 14,500 lb. Rated B&W Bumper Pull Hitch	F 7 Way Round & 5 Way Flat Electrical Plug Standard On Rear Tailboard	I Modular Sealed Wiring Harness

GP MODEL *FEATURES & HARDWARE*

- All steel frame construction
- 6" steel channel frame rails
- 3" steel roll-formed 3/16" channel crossmembers on 12" centers
- 1/8" steel tread plate deck
- DOT required LED marker lighting
- Modular sealed wiring harness
- 3/16" smooth rear skirt

BASE MODEL PRICING


LENGTH	WIDTH	CAB TO AXLE	WEIGHT	PRICE
8'-6"	97"	56" or 58"	1025	\$4,571.43
9'-4"	97"	60"	1139	\$4,785.71
11'-4"	97"	84"	1361	\$5,000.00

OPTIONAL FEATURE PRICING

SPECIALTY	
A-Frame (inserted in gin poles for snatch block)	\$142.86
Snatch Block (4 ton - 1/2") (2 are recommended)	\$214.29
Rolling Tail Board (5-9/16") (will limit turning radius of gooseneck trailer) Raised 1/2" off deck - Schedule 40 5" Pipe 2 Sealed Bearings in Center w/ 1 3/4" Center Shaft	\$1,714.29
Chain Rack (specify location)	\$107.14
Frame Out for Winch - Recessed (13" x 35") Can be recessed or flush-mounted For specialty applications, please provide dimensions.	\$214.29
Gin Pole Rack Allows gin poles to lay on the headache rack without being disassembled.	\$464.29
Chain Rack	\$142.86
HARDWARE	
Front Tool Box	\$285.71
Side Rails (12" tall x 1/8" steel)	\$357.14
Extra Crossmembers	\$57.14
Gooseneck Box	\$285.71
B&W Turnover Ball (30K Rating)	\$642.86
DECK OPTIONS	
3/16" Tread Plate Floor ILO 1/8" for 8'-6" bed	\$428.57
3/16" Tread Plate Floor ILO 1/8" for 9'-4" bed	\$500.00
3/16" Tread Plate Floor ILO 1/8" for 11'-4" bed	\$571.43

HEADACHE RACK	
Super Duty (60" and 84" cab to axle only) (41" from deck to top)	\$178.57
60" Tall Headache Rack (53" from deck to top)	\$214.29
FINISH	
Liquid Paint - Single Stage *	Call for Quote
Liquid Paint - Base Clear *	Call for Quote
Powder (Primer) Only - Available after Jan 1 2015	\$142.86
GATOR HYDE	
84" to 8'-6" (when pre-ordered with bed)	\$678.57
84" to 8'-6" (as aftermarket accessory)	\$785.71
9'-4" to 11'-4" (when pre-ordered with bed)	\$750.00
9'-4" to 11'-4" (as aftermarket accessory)	\$857.14

PL MODEL *STANDARD FEATURES*



- | | | |
|---|--|---|
| A Heavy Duty Welded Bulkhead | D Rub Rail w/ Stake Pockets | G Premium TGIC Polyester Powdercoat Finish |
| B 1/8" Steel Tread Plate Deck | E Rubber Mounted LED Lights | |
| C 1/8" Steel Formed Sides & Rear | F Modular Sealed Wiring Harness | |

PL MODEL *FEATURES & HARDWARE*

- All steel frame construction
- 4" structural steel channel frame rails
- 3" steel roll-formed 3/16" channel crossmembers on 12" centers
- Welded bulkhead (41" off deck) with plasma cut easy view window grill
- 1/8" steel tread plate deck
- Formed 1/8" steel sides and rear
- Stake pockets with 3" x 3/8" rub rail
- Tail, stop, turn and reverse lights not included

BASE MODEL PRICING


LENGTH	WIDTH	WEIGHT	PRICE
12'	97"	1355	\$2,928.57
14'	97"	1374	\$3,428.57
16'	97"	1399	\$3,928.57
18'	97"	1418	\$4,428.57

OPTIONAL FEATURE PRICING

HARDWARE	
12" 1/8" Steel Plate Side Rail (12' model)	\$714.29
12" 1/8" Steel Plate Side Rail (14' model)	\$857.14
12" 1/8" Steel Plate Side Rail (16' model)	\$1,000.00
12" 1/8" Steel Plate Rear Rail	\$321.43
12" 1/8" Steel Plate Barn Doors	\$714.29
60" Bulk Head (upgrade from standard)	\$214.29
41" Tall 4' Stake Side	\$214.29
41" Tall 5' Stake Side	\$228.57
41" Tall 6' Stake Side	\$242.86
4" Crossmembers & 8" Runners (per linear foot of length of bed)	\$35.71
ICC Bumper	\$178.57
Extended ICC Bumper for 22.5" Tire	\$250.00
Spare Tire Rack Behind Headache Rack	\$214.29

FINISH	
Liquid Paint - Single Stage *	Call for Quote
Liquid Paint - Base Clear *	Call for Quote
Powder (Primer) Only - Available after Jan 1 2015	\$142.86
GATOR HYDE	
84" to 8'-6" (when pre-ordered with bed)	\$678.57
84" to 8'-6" (as aftermarket accessory)	\$785.71
9'-4" to 11'-4" (when pre-ordered with bed)	\$750.00
9'-4" to 11'-4" (as aftermarket accessory)	\$857.14

PL HD MODEL *STANDARD FEATURES*



- | | | |
|--|------------------------------------|---|
| A Heavy Duty Welded Bulkhead | D Rub Rail w/ Stake Pockets | F Premium TGIC Polyester Powdercoat Finish |
| B 3/16" Steel Tread Plate Deck | E Rubber Mounted LED Lights | H Modular Sealed Wiring Harness |
| C 3/16" Steel Formed Sides & Rear | | |

PL HD MODEL *FEATURES & HARDWARE*

- All steel frame construction
- 8" Structural steel channel frame rails
- 4" Structural steel channel crossmembers on 12" centers
- Welded bulkhead (48" bottom of frame to top of bulkhead/36" above deck)
- 3/16" Steel tread plate deck
- Formed 3/16" steel sides and rear
- Stake pockets on 24" centers with 3" x 3/8" rub rail
- Tail, stop, turn and reverse lights not included

BASE MODEL PRICING

LENGTH	WIDTH	WEIGHT	PRICE
12'	97"	1418	\$4,000.00
14'	97"	1439	\$4,500.00
16'	97"	1452	\$5,000.00
18'	97"	1469	\$5,500.00
20'	97"	1487	\$6,000.00
22'	97"	1509	\$6,500.00
24'	97"	1530	\$7,000.00

OPTIONAL FEATURE PRICING

HARDWARE	
12" 1/8" Steel Plate Side Rail (12' model)	\$714.29
12" 1/8" Steel Plate Side Rail (14' model)	\$857.14
12" 1/8" Steel Plate Side Rail (16' model)	\$1,000.00
12" 1/8" Steel Plate Side Rail (18' model)	\$1,142.86
12" 1/8" Steel Plate Side Rail (20' model)	\$1,285.71
12" 1/8" Steel Plate Side Rail (22' model)	\$142.86
12" 1/8" Steel Plate Side Rail (24' model)	\$1,571.43
12" 1/8" Steel Plate Rear Rail	\$321.43
12" 1/8" Steel Plate Barn Doors	\$714.29
60" Bulk Head (upgrade from standard)	\$214.29
36" Tall 4' Stake Side	\$214.29
36" Tall 5' Stake Side	\$228.57
36" Tall 6' Stake Side	\$242.86
ICC Bumper	\$178.57
Extended ICC Bumper for 22.5" Tire	\$250.00
Spare Tire Rack Behind Headache Rack	\$214.29

FINISH	
Liquid Paint - Single Stage *	Call for Quote
Liquid Paint - Base Clear *	Call for Quote
Powder (Primer) Only - Available after Jan 1 2015	\$142.86
GATOR HYDE	
84" to 8'-6" (when pre-ordered with bed)	\$678.57
84" to 8'-6" (as aftermarket accessory)	\$785.71
9'-4" to 11'-4" (when pre-ordered with bed)	\$750.00
9'-4" to 11'-4" (as aftermarket accessory)	\$857.14

DB MODEL *STANDARD FEATURES*



Pictured with optional cab protector

- A** 1/8" Smooth Steel Floor
- B** Rubber Mounted LED Lights
- C** Modular Sealed Wiring Harness
- D** Premium TGIC Polyester Powdercoat Finish
- E** 1/8" Steel Formed Sides & Rear

DB *FEATURES & HARDWARE*

- All steel frame construction
- 6" Steel channel frame rails
- 3" Steel roll-formed 3/16" channel crossmembers on 12" centers
- 21-1/2" Above deck bulkhead
- 2 piece 1/8" steel deck (full seam welded)
- DOT required LED marker lights
- Formed 1/8" steel rear post
- 21" Double wall formed steel tailgate (12ga outer 1/8" steel inner) with spreader chains


BASE MODEL PRICING

LENGTH	INSIDE WIDTH	OUTSIDE WIDTH	SIDES	TAIL GATE	PAYLOAD	WEIGHT	PRICE
8'	89"	97"	14	20"	3-4 Yards 8 Tons *	1483	\$3,285.71
9'	89"	97"	14	20"	3-4 Yards 10.9 Tons *	1571	\$3,428.57
10'	89"	97"	14	20"	3-4 Yards 10.9 Tons *	1687	\$3,571.43
11'	89"	97"	14	20"	3-4 Yards 10 Tons *	1851	\$3,714.29

OPTIONAL FEATURE PRICING

OPTIONAL EQUIPMENT		FINISH	
48" Cab Protector	\$464.29	Liquid Paint - Single Stage *	Call for Quote
60" Cab Protector	\$607.14	Liquid Paint - Base Clear *	Call for Quote
Sub Frame with Hoist and Electric Pump Venco VC516sf single acting (Sub frame is constructed of formed channel rails with 4"x3"x3/8" cross tubing for hoist mount)	\$2,857.14	Powder (Primer) Only - Available after Jan 1 2015	\$142.86
Fold-Down Sides 17" high above deck	\$321.43		

RD AL MODEL *STANDARD FEATURES*



- | | | |
|--|--|--|
| A Integrated Tube Headache Rack | D 3/8" Aluminum Smooth Rub Rail w/Stake Pockets | G Modular Sealed Wiring Harness |
| B 26,000 lb. Rated B&W Gooseneck Hitch w/ 7 Way Electrical Plug | E 7 Way Round & 5 Way Flat Electrical Plug Standard On Rear Tailboard | H Premium TGIC Powdercoat Steel Chassis |
| C 14,500 lb. Rated B&W Bumper Pull Hitch | F 1/8" Aluminum Tread Plate Rear Skirt | I Rubber Mounted LED Lights |

AL RD MODEL *FEATURES & HARDWARE*

- All steel frame construction
- 4" Steel channel frame rails
- 3" Steel roll-formed 3/16" channel crossmembers
- Aluminum deck, sides and back
- Headache rack with easy view window grill
- 1/8" Aluminum tread plate deck
- Angled aluminum fuel fill
- Full width 1/8" aluminum treadplate rear skirt

RD Aluminum Model

Aluminum Utility Body

BASE MODEL PRICING

LENGTH	WIDTH	CAB TO AXLE	WEIGHT	PRICE
84"	84"	38" or 40" or 42"	491	\$3,428.57
84"	86"	38" or 40" or 42"	515	\$3,464.29
8'-6"	84"	56" or 58"	597	\$3,535.71
8'-6"	97"	56" or 58"	612	\$3,678.57
9'-4"	84"	60"	660	\$3,821.43
9'-4"	97"	60"	672	\$3,964.29
11'-4"	97"	84"	800	\$4,107.14

OPTIONAL FEATURE PRICING

HARDWARE	
Aluminum Underbody Boxes	\$357.14
No Gooseneck Box	\$(28.57)
Rear Rub Rail With Stake Pockets	\$285.71
DECK OPTIONS	
3/16" Tread Plate Floor ILO 1/8" for 8'-6" bed	\$857.14
3/16" Tread Plate Floor ILO 1/8" for 9'-4" bed	\$1,142.86
3/16" Tread Plate Floor ILO 1/8" for 11'-4" bed	\$1,428.57
HEADACHE RACK	
Super Duty (60" and 84" cab to axle only) (41" from deck to top)	\$178.57
No Headache Rack	\$(71.43)

LIGHTS/ELECTRICAL	
Oblong Chrome Flush-Mounted (ER Style) LED Headache & Tail Skirt Lights	\$428.57
Cargo Light (TM Style) on Headache Rack	\$71.43
ALUMINUM CAST INSERTS	
Oblong Cast Light Box Installed (Must be used w/ oblong pkg. above)	\$357.14
GATOR HYDE	
84" to 8'-6" (when pre-ordered with bed)	\$678.57
84" to 8'-6" (as aftermarket accessory)	\$785.71
9'-4" to 11'-4" (when pre-ordered with bed)	\$750.00
9'-4" to 11'-4" (as aftermarket accessory)	\$857.14

SKAL MODEL *STANDARD FEATURES*



Illustration of short bed.
Long bed standard w/2 additional front boxes

- | | | |
|--|--|--|
| A Integrated Tube Headache Rack | D Rub Rails & Stake Pockets | G 1/8" Aluminum Tread Plate Deck |
| B 26,000 lb. Rated B&W Gooseneck Hitch w/ 7 Way Electrical Plug | E 7 Way Round & 5 Way Flat Electrical Plug Standard On Rear Tailboard | H Modular Sealed Wiring Harness |
| C 14,500 lb. Rated B&W Bumper Pull Hitch | F 1/8" Smooth Aluminum Rear Skirt | I Premium TGIC Powdercoat Steel Chassis |

SKAL MODEL *FEATURES & HARDWARE*

- All steel frame construction
- 4" Steel channel frame rails
- 3" Steel roll-formed 3/16" channel crossmembers
- Aluminum deck, sides and back
- Aluminum headache rack with round "easy view" window grill
- Aluminum tubing headache rack with easy view window grill
- DOT required LED marker lighting
- Aluminum rub rail w/ stake pockets
- Angled aluminum fuel fill
- Full width smooth aluminum rear skirt
- Tapered rear corners for maximized turning radius
- 2-Lockable flush mounted tool boxes with black t-handle compression latch, 1 per side on front of wheel well
- Powder coated steel chassis

SK Aluminum Model

Aluminum Skirted Utility Body

BASE MODEL PRICING

LENGTH	WIDTH	CAB TO AXLE	WEIGHT	PRICE
84"	84"	38" or 40" or 42"	585	\$4,214.29
84"	97"	38" or 40"	603	\$4,250.00
8'-6"	84"	38" or 40" or 42"	710	\$4,321.43
8'-6"	94"	56" or 58"	727	\$4,571.43
8'-6"	97"	56" or 58"	741	\$4,714.29
9'-4"	84"	38" or 40" or 42"	754	\$4,357.14
9'-4"	90"	60"	785	\$4,714.29
9'-4"	92"	60"	806	\$4,785.71
9'-4"	94"	60"	821	\$4,892.86
9'-4"	97"	60"	839	\$5,071.43
11'-4"	90"	84"	952	\$5,714.29
11'-4"	92"	84"	968	\$5,857.14
11'-4"	97"	84"	982	\$6,035.71

Due to various chassis lengths and configurations, specific measurements may determine the fender well placement on skirted beds (i.e. 2003 Dodge is 58" cab to axle measurement, whereas Ford and Chevy are 56" on bed off models)

OPTIONAL FEATURE PRICING

HARDWARE		HEADACHE RACK	
Rear Tool Box (per side)	\$321.43	Super Duty (60" and 84" cab to axle only) (41" from deck to top)	\$178.57
B&W Turnover Ball (30K Rating)	\$535.71	No Headache Rack	\$(71.43)
Stainless Tie Down	\$57.14	Cargo Light (TM Style) on Headache Rack	\$71.43
Rear Rub Rail With Stake Pockets	\$285.71	GATOR HYDE	
DECK OPTIONS		84" to 8'-6" (when pre-ordered with bed)	\$678.57
3/16" Tread Plate Floor ILO 1/8" for 8'-6" bed	\$857.14	84" to 8'-6" (as aftermarket accessory)	\$785.71
3/16" Tread Plate Floor ILO 1/8" for 9'-4" bed	\$1,142.86	9'-4" to 11'-4" (when pre-ordered with bed)	\$750.00
3/16" Tread Plate Floor ILO 1/8" for 11'-4" bed	\$1,428.57	9'-4" to 11'-4" (as aftermarket accessory)	\$857.14

