

OKLAHOMA CONSERVATION COMMISSION

**CONSERVATION
COST SHARE PROGRAM
Locally Led – Program Year 18**

**Allocation Period: March 6, 2017 – August 31, 2017
Program Year Completed: August 31, 2018**

PREPARED BY

**OKLAHOMA CONSERVATION COMMISSION
CONSERVATION PROGRAMS DIVISION**

BY DISTRICT

**Conservation Cost Share Program
Locally Led -- Program Year 18**

District	Balance Carried Over from PY 17	PY 18 Allocation	Total Amount Available for PY 18	Amount Paid to Participants	Carry Over to PY 19
Adair	\$0.00	\$40,000.00	\$40,000.00	\$40,000.00	\$0.00
Alfalfa	\$214.41	\$15,000.00	\$15,214.41	\$9,448.67	\$4,132.31
Arbuckle	\$2,540.00	\$40,000.00	\$42,540.00	\$33,115.79	\$8,628.81
Atoka	\$7,480.00	\$20,000.00	\$27,480.00	\$0.00	\$15,627.88
Beaver	\$2,709.00	\$20,000.00	\$22,709.00	\$21,446.54	\$1,059.84
Blaine	\$180.82	\$30,000.00	\$30,180.82	\$27,825.00	\$2,335.56
Bryan	\$0.00	\$25,000.00	\$25,000.00	\$25,000.00	\$0.00
Caney Valley	\$1,546.14	\$35,000.00	\$36,546.14	\$31,127.38	\$5,178.17
Central North Canadian River	\$5,645.56	\$35,000.00	\$40,645.56	\$41,082.64	\$0.00
Checotah	\$258.59	\$35,000.00	\$35,258.59	\$25,109.41	\$10,149.18
Cherokee	\$4,453.29	\$25,000.00	\$29,453.29	\$14,819.64	\$10,742.56
Cimarron County	\$8,562.47	\$20,000.00	\$28,562.47	\$17,632.82	\$6,184.00
Cimarron Valley	\$0.00	\$25,000.00	\$25,000.00	\$13,003.94	\$0.00
¹ Cleveland	\$0.00	\$15,000.00	\$15,000.00	\$3,211.15	\$0.00
Coal	\$1,172.09	\$25,000.00	\$26,172.09	\$19,608.22	\$5,327.89
Comanche	\$1,610.99	\$15,000.00	\$16,610.99	\$8,013.02	\$6,950.60
Cotton	\$0.00	\$35,000.00	\$35,000.00	\$34,736.39	\$263.61
Craig	\$2,544.89	\$30,000.00	\$32,544.89	\$30,170.21	\$1,997.11
Creek	\$4,098.83	\$25,000.00	\$29,098.83	\$13,822.50	\$9,705.05
Custer	\$7,195.00	\$20,000.00	\$27,195.00	\$15,324.34	\$7,800.21
Deer Creek	\$2,500.00	\$35,000.00	\$37,500.00	\$27,785.81	\$8,765.11
Delaware	\$3,373.52	\$40,000.00	\$43,373.52	\$25,706.32	\$16,068.32
Dewey	\$0.00	\$40,000.00	\$40,000.00	\$35,487.35	\$4,512.65
East Canadian	\$0.00	\$35,000.00	\$35,000.00	\$28,560.04	\$6,138.57
¹ Ellis	\$0.00	\$30,000.00	\$30,000.00	\$24,270.63	\$0.00

District	Balance Carried Over from PY 17	PY 18 Allocation	Total Amount Available for PY 18	Amount Paid to Participants	Carry Over to PY 19
Garfield	\$1,421.56	\$40,000.00	\$41,421.56	\$25,471.63	\$15,949.93
Garvin	\$913.37	\$35,000.00	\$35,913.37	\$29,588.17	\$6,325.20
Grady	\$2,132.50	\$30,000.00	\$32,132.50	\$8,423.25	\$21,091.75
Grant	\$37.72	\$35,000.00	\$35,037.72	\$33,670.82	\$1,236.80
Greer	\$3,321.92	\$25,000.00	\$28,321.92	\$19,353.06	\$8,138.49
Harmon	\$0.00	\$40,000.00	\$40,000.00	\$35,523.05	\$3,970.22
Harper	\$4,500.00	\$35,000.00	\$39,500.00	\$29,888.18	\$7,563.54
Haskell	\$0.00	\$40,000.00	\$40,000.00	\$31,552.02	\$7,210.35
Hughes	\$3,773.77	\$25,000.00	\$28,773.77	\$30,557.12	\$929.40
Jackson	\$4,051.96	\$35,000.00	\$39,051.96	\$28,956.38	\$8,989.10
Jefferson	\$1,730.21	\$30,000.00	\$31,730.21	\$27,660.77	\$3,225.44
Johnston	\$12,480.00	\$20,000.00	\$32,480.00	\$14,150.00	\$8,424.47
¹ Kay	\$10,598.21	\$25,000.00	\$35,598.21	\$18,115.83	\$0.00
Kiamichi	\$8,620.00	\$25,000.00	\$33,620.00	\$23,075.19	\$6,435.50
Kingfisher	\$2,080.12	\$40,000.00	\$42,080.12	\$23,925.78	\$16,703.81
Kiowa	\$9,173.07	\$20,000.00	\$29,173.07	\$22,392.89	\$3,973.19
Konawa	\$310.34	\$40,000.00	\$40,310.34	\$40,310.40	\$0.00
Latimer	\$2,981.22	\$35,000.00	\$37,981.22	\$34,362.09	\$2,996.64
LeFlore	\$8,020.00	\$25,000.00	\$33,020.00	\$7,000.00	\$16,272.91
Lincoln	\$2,498.93	\$25,000.00	\$27,498.93	\$16,706.12	\$8,887.88
² Little River	\$0.00	\$0.00	\$0.00	\$0.00	\$0.00
Logan	\$2,136.31	\$30,000.00	\$32,136.31	\$20,923.29	\$10,407.93
Love	\$2,260.93	\$40,000.00	\$42,260.93	\$27,079.34	\$14,296.50
Major	\$1,445.67	\$35,000.00	\$36,445.67	\$24,031.39	\$10,482.62
Marshall	\$12,458.08	\$15,000.00	\$27,458.08	\$10,000.00	\$5,811.79
Mayes	\$6,821.13	\$25,000.00	\$31,821.13	\$22,948.31	\$6,604.93
McClain	\$11,536.25	\$20,000.00	\$31,536.25	\$16,761.70	\$9,259.19
McIntosh	\$458.00	\$35,000.00	\$35,458.00	\$31,627.64	\$3,659.14

District	Balance Carried Over from PY 17	PY 18 Allocation	Total Amount Available for PY 18	Amount Paid to Participants	Carry Over to PY 19
Murray	\$7,638.69	\$25,000.00	\$32,638.69	\$17,638.69	\$11,212.50
Muskogee	\$3,671.12	\$35,000.00	\$38,671.12	\$29,216.80	\$8,286.66
Noble	\$3,190.50	\$40,000.00	\$43,190.50	\$30,660.15	\$11,546.72
North Caddo	\$0.00	\$30,000.00	\$30,000.00	\$22,741.62	\$6,584.08
North Fork of Red River	\$3,340.78	\$15,000.00	\$18,340.78	\$5,129.30	\$8,044.47
Nowata	\$384.75	\$30,000.00	\$30,384.75	\$29,384.75	\$951.60
Okfuskee	\$6,036.91	\$20,000.00	\$26,036.91	\$14,737.14	\$8,212.67
Oklahoma	\$8,369.38	\$30,000.00	\$38,369.38	\$26,417.67	\$8,608.82
Okmulgee	\$7,503.72	\$25,000.00	\$32,503.72	\$18,815.70	\$9,422.66
Osage	\$0.00	\$40,000.00	\$40,000.00	\$40,000.00	\$0.00
Ottawa	\$712.62	\$30,000.00	\$30,712.62	\$20,147.63	\$9,452.50
Pawnee	\$3,484.72	\$20,000.00	\$23,484.72	\$17,786.75	\$4,190.86
Payne	\$0.00	\$40,000.00	\$40,000.00	\$36,128.38	\$3,871.62
Pittsburg	\$0.00	\$40,000.00	\$40,000.00	\$39,760.88	\$239.12
Pontotoc	\$1,037.50	\$30,000.00	\$31,037.50	\$23,895.27	\$6,113.12
Pushmataha	\$14,464.85	\$20,000.00	\$34,464.85	\$22,733.48	\$4,508.37
Rogers	\$608.56	\$25,000.00	\$25,608.56	\$14,184.81	\$10,007.21
³ Seminole	\$0.00	\$35,000.00	\$35,000.00	\$36,000.00	-\$1,000.00
¹ Sequoyah	\$3,086.23	\$25,000.00	\$28,086.23	\$27,716.02	\$0.00
Shawnee	\$0.00	\$25,000.00	\$25,000.00	\$20,000.00	\$4,502.50
South Caddo	\$0.00	\$40,000.00	\$40,000.00	\$40,000.00	\$0.00
Stephens	\$0.00	\$40,000.00	\$40,000.00	\$31,945.97	\$8,054.03
Talihina	\$780.84	\$35,000.00	\$35,780.84	\$34,521.43	\$1,166.97
Texas	\$3,740.00	\$35,000.00	\$38,740.00	\$31,043.31	\$6,059.60
Tillman	\$2,811.01	\$40,000.00	\$42,811.01	\$30,903.88	\$10,892.25
Tulsa	\$17,844.20	\$25,000.00	\$42,844.20	\$22,556.90	\$8,628.19
Upper Washita	\$2,630.00	\$25,000.00	\$27,630.00	\$20,192.79	\$5,758.47
Wagoner	\$3,239.91	\$35,000.00	\$38,239.91	\$35,991.38	\$2,248.53

District	Balance Carried Over from PY 17	PY 18 Allocation	Total Amount Available for PY 18	Amount Paid to Participants	Carry Over to PY 19
Washita	\$1,312.75	\$25,000.00	\$26,312.75	\$19,071.48	\$5,268.02
West Caddo	\$788.83	\$35,000.00	\$35,788.83	\$34,167.04	\$1,621.79
Woods	\$1,930.25	\$35,000.00	\$36,930.25	\$32,625.95	\$3,708.15
Woodward	\$4,324.68	\$30,000.00	\$34,324.68	\$33,671.87	\$652.81
TOTAL	\$274,779.67	\$2,515,000.00	\$2,789,779.67	\$2,080,149.27	\$509,228.40

¹District did not request their PY 18 balance be carried over to PY 19. The funds have been returned to OCC for reallocation.

²Little River CD board of directors voted to not participate in PY 18.

³Seminole County CD over spent their PY 18 allocation, their PY 19 allocation was reduced by the same amount.

BY PRACTICE

**Conservation Cost Share Program
Locally Led -- Program Year 18**

Allocation Period: March 6, 2017 -- August 31, 2017

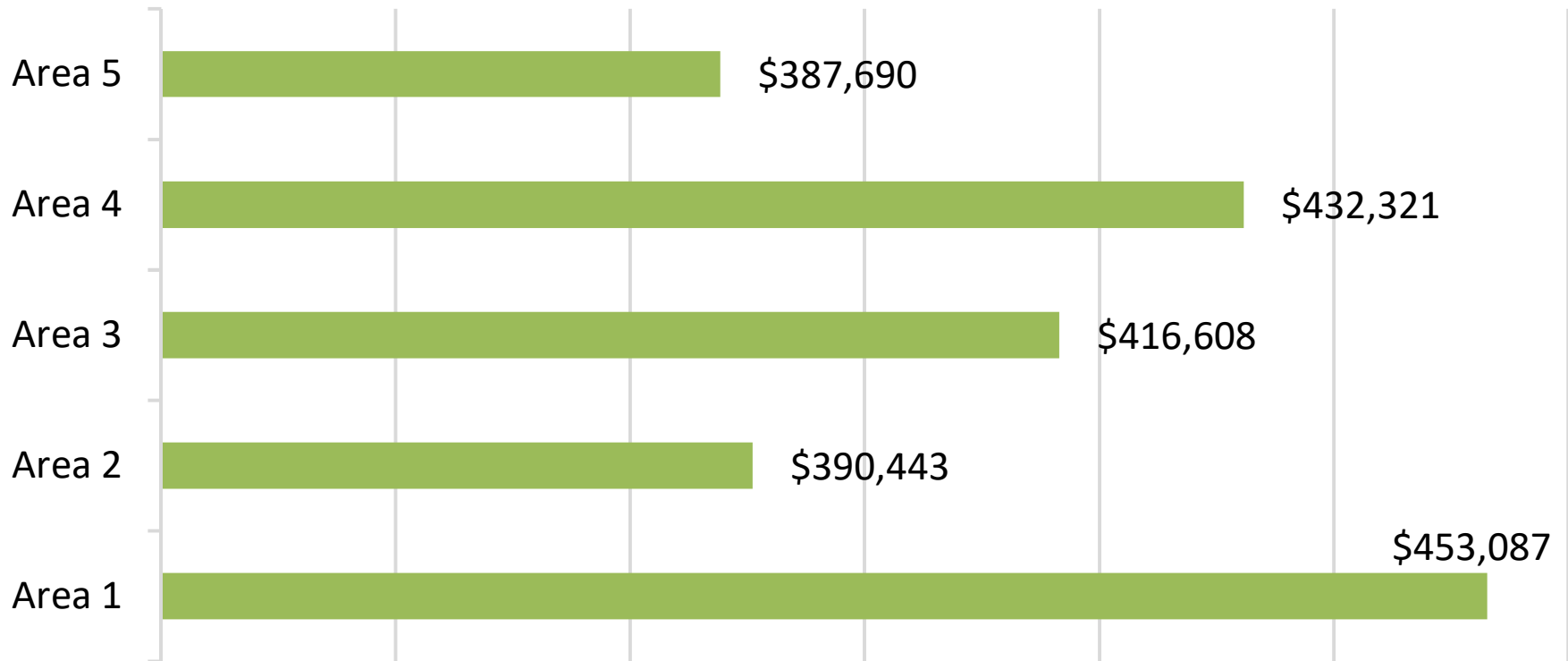
Program Year Complete: August 31, 2018

Total Number of Participants for Program Year 18	860
Total Number of Practices Installed for Program Year 18	947
Total Amount Paid to Participants from Cost Share Funds	\$ 2,080,149.27
Total Amount Paid by Participants	\$ 1,870,597.91

Practice	Number of Practices Installed	Units Installed	Cost Share Funds Paid to Participants	Amount Paid by Participants
Brush Management	235	9,941.95 acres	\$ 590,152.65	\$ 561,571.40
Cover Crop	14	1,293.47 acres	\$ 33,819.69	\$ 25,045.16
Critical Area Planting	3	5 acres	\$ 1,618.57	\$ 856.92
Diversion	8	3,352 cubic yards	\$ 5,832.48	\$ 11,161.62
Fencing	65	121,296.8 linear feet	\$ 152,329.18	\$ 131,443.15
Grade Stabilization Structure	3	4,632 cubic yards	\$ 12,131.97	\$ 9,813.42
Grassed Waterway	22	56.8 acres	\$ 52,154.06	\$ 23,893.03
Heavy Use Area Protection	27	15,676.5 acres	\$ 20,567.14	\$ 27,169.32
Herbaceous Weed Control	93	15,624.8 acres	\$ 141,526.13	\$ 234,334.95
Pasture and Hayland Planting	118	3,564.18 acres	\$ 289,943.52	\$ 229,131.61
Pipeline	28	43,024.8 linear feet	\$ 51,960.97	\$ 37,801.40
Pond	161	283,449.8 cubic yards	\$ 402,543.48	\$ 368,176.57
Pumping Plant	30	30 plants	\$ 79,942.40	\$ 40,436.98
Range Seeding	9	442.3 acres	\$ 15,822.87	\$ 5,394.80
Terrace	5	20,220 linear feet	\$ 8,411.10	\$ 14,116.05
Watering Facility	30	30 facilities	\$ 34,691.02	\$ 29,978.90
Well	71	71 wells	\$ 186,702.04	\$ 120,272.63

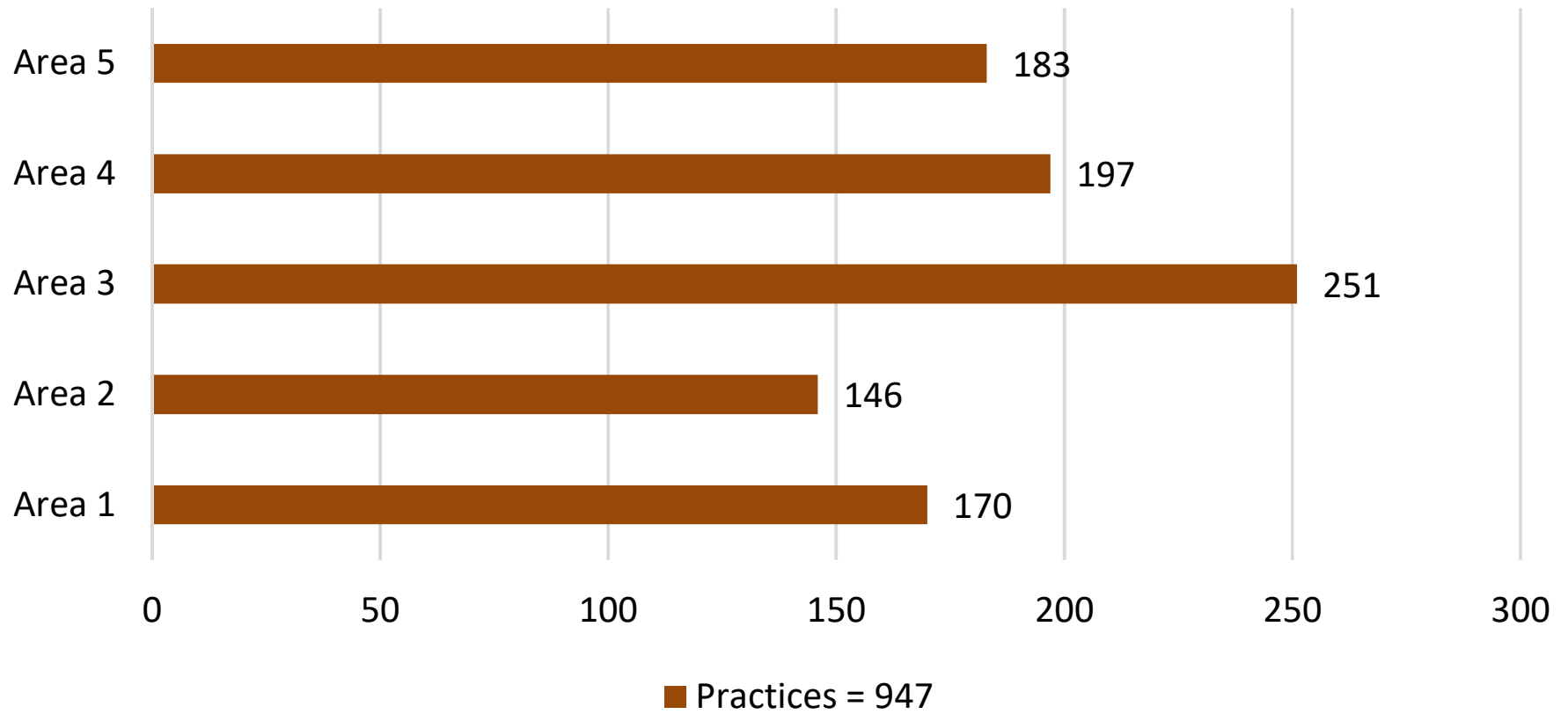
BY AREA

PY 18 Cost Share Funds to Participants



■ Cost Share Funds to Participants = \$2,080,149

Number of PY 18 Practices



**Conservation Cost Share Program
Locally Led -- Program Year 18
Area 1**

District	Balance Carried Over from PY 17	PY 18 Allocation	Total Amount Available for PY 18	Amount Paid to Participants	Carry Over to PY 19
Alfalfa	\$214.41	\$15,000.00	\$15,214.41	\$9,448.67	\$4,132.31
Beaver	\$2,709.00	\$20,000.00	\$22,709.00	\$21,446.54	\$1,059.84
Blaine	\$180.82	\$30,000.00	\$30,180.82	\$27,825.00	\$2,335.56
Central North Canadian River	\$5,645.56	\$35,000.00	\$40,645.56	\$41,082.64	\$0.00
Cimarron County	\$8,562.47	\$20,000.00	\$28,562.47	\$17,632.82	\$6,184.00
Cimarron Valley	\$0.00	\$25,000.00	\$25,000.00	\$13,003.94	\$0.00
Dewey	\$0.00	\$40,000.00	\$40,000.00	\$35,487.35	\$4,512.65
East Canadian	\$0.00	\$35,000.00	\$35,000.00	\$28,560.04	\$6,138.57
¹ Ellis	\$0.00	\$30,000.00	\$30,000.00	\$24,270.63	\$0.00
Garfield	\$1,421.56	\$40,000.00	\$41,421.56	\$25,471.63	\$15,949.93
Grant	\$37.72	\$35,000.00	\$35,037.72	\$33,670.82	\$1,236.80
Harper	\$4,500.00	\$35,000.00	\$39,500.00	\$29,888.18	\$7,563.54
Kingfisher	\$2,080.12	\$40,000.00	\$42,080.12	\$23,925.78	\$16,703.81
Major	\$1,445.67	\$35,000.00	\$36,445.67	\$24,031.39	\$10,482.62
Texas	\$3,740.00	\$35,000.00	\$38,740.00	\$31,043.31	\$6,059.60
Woods	\$1,930.25	\$35,000.00	\$36,930.25	\$32,625.95	\$3,708.15
Woodward	\$4,324.68	\$30,000.00	\$34,324.68	\$33,671.87	\$652.81
TOTAL	\$36,792.26	\$535,000.00	\$571,792.26	\$453,086.56	\$86,720.18

¹District did not request their PY 18 balance be carried over to PY 19. The funds have been returned to OCC for reallocation.

**Conservation Cost Share Program
Locally Led -- Program Year 18
Area 1**

Allocation Period: March 6, 2017 -- August 31, 2017

Program Year Complete: August 31, 2018

Total Number of Participants for Program Year 18	134
Total Number of Practices Installed for Program Year 18	170
Total Amount Paid to Participants from Cost Share Funds	\$ 453,086.56
Total Amount Paid by Participants	\$ 281,260.07

Practice	Number of Practices Installed	Units Installed	Cost Share Funds Paid to Participants	Amount Paid by Participants
Brush Management	20	1,083.6 acres	\$ 77,192.49	\$ 47,657.12
Cover Crop	5	687.6 acres	\$ 14,087.31	\$ 8,606.49
Diversion	5	1,472 cubic yards	\$ 2,561.28	\$ 3,725.32
Grade Stabilization Structure	2	3,983 cubic yards	\$ 10,000.00	\$ 7,942.89
Grassed Waterway	13	34.9 acres	\$ 36,641.05	\$ 15,006.93
Heavy Use Area Protection	13	7,718.3 acres	\$ 9,885.10	\$ 14,863.02
Pasture and Hayland Planting	29	972.5 acres	\$ 84,494.16	\$ 46,306.23
Pipeline	3	5,390.4 linear feet	\$ 8,166.46	\$ 4,272.66
Pond	5	11,105.5 cubic yards	\$ 18,720.00	\$ 11,409.61
Pumping Plant	23	23 plants	\$ 69,628.42	\$ 34,386.31
Range Seeding	1	26.1 acres	\$ 1,296.74	\$ 432.24
Terrace	5	20,220 linear feet	\$ 8,411.10	\$ 14,116.05
Watering Facility	12	12 facilities	\$ 16,405.18	\$ 17,544.64
Well	34	34 wells	\$ 95,597.27	\$ 54,990.56

**Conservation Cost Share Program
Locally Led -- Program Year 18
Area 2**

District	Balance Carried Over from PY 17	PY 18 Allocation	Total Amount Available for PY 18	Amount Paid to Participants	Carry Over to PY 19
Arbuckle	\$2,540.00	\$40,000.00	\$42,540.00	\$33,115.79	\$8,628.81
¹ Cleveland	\$0.00	\$15,000.00	\$15,000.00	\$3,211.15	\$0.00
Garvin	\$913.37	\$35,000.00	\$35,913.37	\$29,588.17	\$6,325.20
¹ Kay	\$10,598.21	\$25,000.00	\$35,598.21	\$18,115.83	\$0.00
Konawa	\$310.34	\$40,000.00	\$40,310.34	\$40,310.40	\$0.00
Lincoln	\$2,498.93	\$25,000.00	\$27,498.93	\$16,706.12	\$8,887.88
Logan	\$2,136.31	\$30,000.00	\$32,136.31	\$20,923.29	\$10,407.93
Love	\$2,260.93	\$40,000.00	\$42,260.93	\$27,079.34	\$14,296.50
McClain	\$11,536.25	\$20,000.00	\$31,536.25	\$16,761.70	\$9,259.19
Murray	\$7,638.69	\$25,000.00	\$32,638.69	\$17,638.69	\$11,212.50
Noble	\$3,190.50	\$40,000.00	\$43,190.50	\$30,660.15	\$11,546.72
Oklahoma	\$8,369.38	\$30,000.00	\$38,369.38	\$26,417.67	\$8,608.82
Pawnee	\$3,484.72	\$20,000.00	\$23,484.72	\$17,786.75	\$4,190.86
Payne	\$0.00	\$40,000.00	\$40,000.00	\$36,128.38	\$3,871.62
³ Seminole	\$0.00	\$35,000.00	\$35,000.00	\$36,000.00	-\$1,000.00
Shawnee	\$0.00	\$25,000.00	\$25,000.00	\$20,000.00	\$4,502.50
TOTAL	\$55,477.63	\$485,000.00	\$540,477.63	\$390,443.43	\$100,738.52

¹District did not request their PY 18 balance be carried over to PY 19. The funds have been returned to OCC for reallocation.

**Conservation Cost Share Program
Locally Led -- Program Year 18
Area 2**

Allocation Period: March 6, 2017 -- August 31, 2017

Program Year Complete: August 31, 2018

Total Number of Participants for Program Year 18	142
Total Number of Practices Installed for Program Year 18	146
Total Amount Paid to Participants from Cost Share Funds	\$ 390,443.43
Total Amount Paid by Participants	\$ 394,233.98

Practice	Number of Practices Installed	Units Installed	Cost Share Funds Paid to Participants	Amount Paid by Participants
Brush Management	96	2,162.52 acres	\$ 254,716.15	\$ 258,805.09
Critical Area Planting	1	3 acres	\$ 1,336.15	\$ 445.38
Fencing	4	8,362 linear feet	\$ 10,684.08	\$ 8,344.79
Grade Stabilization Structure	1	649 cubic yards	\$ 2,131.97	\$ 1,870.53
Grassed Waterway	2	6.7 acres	\$ 4,635.83	\$ 1,545.28
Heavy Use Area Protection	1	830 acres	\$ 510.45	\$ 424.60
Herbaceous Weed Control	3	1,930 acres	\$ 11,476.00	\$ 26,206.38
Pasture and Hayland Planting	8	164.8 acres	\$ 24,712.93	\$ 23,690.75
Pipeline	1	185 linear feet	\$ 280.28	\$ 233.14
Pond	18	32,400 cubic yards	\$ 50,533.07	\$ 45,102.83
Watering Facility	2	2 facilities	\$ 2,581.52	\$ 1,507.25
Well	9	9 wells	\$ 26,845.00	\$ 26,057.96

**Conservation Cost Share Program
Locally Led -- Program Year 18
Area 3**

District	Balance Carried Over from PY 17	PY 18 Allocation	Total Amount Available for PY 18	Amount Paid to Participants	Carry Over to PY 19
Adair	\$0.00	\$40,000.00	\$40,000.00	\$40,000.00	\$0.00
Caney Valley	\$1,546.14	\$35,000.00	\$36,546.14	\$31,127.38	\$5,178.17
Cherokee	\$4,453.29	\$25,000.00	\$29,453.29	\$14,819.64	\$10,742.56
Craig	\$2,544.89	\$30,000.00	\$32,544.89	\$30,170.21	\$1,997.11
Creek	\$4,098.83	\$25,000.00	\$29,098.83	\$13,822.50	\$9,705.05
Delaware	\$3,373.52	\$40,000.00	\$43,373.52	\$25,706.32	\$16,068.32
Mayes	\$6,821.13	\$25,000.00	\$31,821.13	\$22,948.31	\$6,604.93
Muskogee	\$3,671.12	\$35,000.00	\$38,671.12	\$29,216.80	\$8,286.66
Nowata	\$384.75	\$30,000.00	\$30,384.75	\$29,384.75	\$951.60
Okmulgee	\$7,503.72	\$25,000.00	\$32,503.72	\$18,815.70	\$9,422.66
Osage	\$0.00	\$40,000.00	\$40,000.00	\$40,000.00	\$0.00
Ottawa	\$712.62	\$30,000.00	\$30,712.62	\$20,147.63	\$9,452.50
Rogers	\$608.56	\$25,000.00	\$25,608.56	\$14,184.81	\$10,007.21
¹ Sequoyah	\$3,086.23	\$25,000.00	\$28,086.23	\$27,716.02	\$0.00
Tulsa	\$17,844.20	\$25,000.00	\$42,844.20	\$22,556.90	\$8,628.19
Wagoner	\$3,239.91	\$35,000.00	\$38,239.91	\$35,991.38	\$2,248.53
TOTAL	\$59,888.91	\$490,000.00	\$549,888.91	\$416,608.35	\$99,293.47

¹ District did not request their PY 17 balance be carried over to PY 18. The funds have been returned to OCC for reallocation.

**Conservation Cost Share Program
Locally Led -- Program Year 18
Area 3**

Allocation Period: March 6, 2017 -- August 31, 2017

Program Year Complete: August 31, 2018

Total Number of Participants for Program Year 18	227
Total Number of Practices Installed for Program Year 18	251
Total Amount Paid to Participants from Cost Share Funds	\$ 416,608.35
Total Amount Paid by Participants	\$ 451,462.36

Practice	Number of Practices Installed	Units Installed	Cost Share Funds Paid to Participants	Amount Paid by Participants
Brush Management	43	3,891.03 acres	\$ 106,096.04	\$ 88,682.07
Cover Crop	1	26 acres	\$ 5,000.00	\$ 2,334.60
Diversion	1	693 cubic yards	\$ 1,205.82	\$ 4,001.68
Fencing	3	4,928 linear feet	\$ 5,545.31	\$ 2,163.99
Grassed Waterway	1	2.1 acres	\$ 2,930.15	\$ 2,042.38
Heavy Use Area Protection	8	4,616.2 acres	\$ 5,296.63	\$ 10,256.74
Herbaceous Weed Control	85	13,316.8 acres	\$ 120,536.62	\$ 200,739.06
Pasture and Hayland Planting	1	16.1 acres	\$ 3,147.04	\$ 1,049.01
Pipeline	11	9,571 linear feet	\$ 11,699.76	\$ 10,842.03
Pond	59	96,990 cubic yards	\$ 136,124.83	\$ 116,734.50
Watering Facility	9	9 facilities	\$ 8,203.65	\$ 6,001.93
Well	5	5 wells	\$ 10,822.50	\$ 6,614.37

**Conservation Cost Share Program
Locally Led -- Program Year 18
Area 4**

District	Balance Carried Over from PY 17	PY 18 Allocation	Total Amount Available for PY 18	Amount Paid to Participants	Carry Over to PY 19
Comanche	\$1,610.99	\$15,000.00	\$16,610.99	\$8,013.02	\$6,950.60
Cotton	\$0.00	\$35,000.00	\$35,000.00	\$34,736.39	\$263.61
Custer	\$7,195.00	\$20,000.00	\$27,195.00	\$15,324.34	\$7,800.21
Deer Creek	\$2,500.00	\$35,000.00	\$37,500.00	\$27,785.81	\$8,765.11
Grady	\$2,132.50	\$30,000.00	\$32,132.50	\$8,423.25	\$21,091.75
Greer	\$3,321.92	\$25,000.00	\$28,321.92	\$19,353.06	\$8,138.49
Harmon	\$0.00	\$40,000.00	\$40,000.00	\$35,523.05	\$3,970.22
Jackson	\$4,051.96	\$35,000.00	\$39,051.96	\$28,956.38	\$8,989.10
Jefferson	\$1,730.21	\$30,000.00	\$31,730.21	\$27,660.77	\$3,225.44
Kiowa	\$9,173.07	\$20,000.00	\$29,173.07	\$22,392.89	\$3,973.19
North Caddo	\$0.00	\$30,000.00	\$30,000.00	\$22,741.62	\$6,584.08
North Fork of Red River	\$3,340.78	\$15,000.00	\$18,340.78	\$5,129.30	\$8,044.47
South Caddo	\$0.00	\$40,000.00	\$40,000.00	\$40,000.00	\$0.00
Stephens	\$0.00	\$40,000.00	\$40,000.00	\$31,945.97	\$8,054.03
Tillman	\$2,811.01	\$40,000.00	\$42,811.01	\$30,903.88	\$10,892.25
Upper Washita	\$2,630.00	\$25,000.00	\$27,630.00	\$20,192.79	\$5,758.47
Washita	\$1,312.75	\$25,000.00	\$26,312.75	\$19,071.48	\$5,268.02
West Caddo	\$788.83	\$35,000.00	\$35,788.83	\$34,167.04	\$1,621.79
TOTAL	\$42,599.02	\$535,000.00	\$577,599.02	\$432,321.04	\$119,390.83

**Conservation Cost Share Program
Locally Led -- Program Year 18
Area 4**

Allocation Period: March 6, 2017 -- August 31, 2017

Program Year Complete: August 31, 2018

Total Number of Participants for Program Year 18	179
Total Number of Practices Installed for Program Year 18	197
Total Amount Paid to Participants from Cost Share Funds	\$ 432,321.04
Total Amount Paid by Participants	\$ 356,505.94

Practice	Number of Practices Installed	Units Installed	Cost Share Funds Paid to Participants	Amount Paid by Participants
Brush Management	26	1,474.3 acres	\$ 55,892.84	\$ 59,284.46
Cover Crop	5	492.87 acres	\$ 10,127.50	\$ 12,432.45
Critical Area Planting	1	1 acres	\$ 211.95	\$ 388.05
Diversion	2	1,187 cubic yards	\$ 2,065.38	\$ 3,434.62
Fencing	22	47,427.8 linear feet	\$ 58,412.49	\$ 54,252.83
Grassed Waterway	6	13.1 acres	\$ 7,947.03	\$ 5,298.44
Heavy Use Area Protection	5	2,512 acres	\$ 4,874.96	\$ 1,624.96
Pasture and Hayland Planting	77	2,361.28 acres	\$ 171,968.48	\$ 155,107.42
Pipeline	11	22,564.4 linear feet	\$ 25,348.72	\$ 20,080.56
Pond	8	19,369.7 cubic yards	\$ 31,366.66	\$ 14,436.15
Pumping Plant	6	6 plants	\$ 8,908.20	\$ 4,110.52
Range Seeding	8	181.3 acres	\$ 14,526.13	\$ 4,962.56
Watering Facility	5	5 facilities	\$ 5,608.34	\$ 3,079.99
Well	14	14 wells	\$ 35,062.36	\$ 18,012.93

**Conservation Cost Share Program
Locally Led -- Program Year 18
Area 5**

District	Balance Carried Over from PY 17	PY 18 Allocation	Total Amount Available for PY 18	Amount Paid to Participants	Carry Over to PY 19
Atoka	\$7,480.00	\$20,000.00	\$27,480.00	\$0.00	\$15,627.88
Bryan	\$0.00	\$25,000.00	\$25,000.00	\$25,000.00	\$0.00
Checotah	\$258.59	\$35,000.00	\$35,258.59	\$25,109.41	\$10,149.18
Coal	\$1,172.09	\$25,000.00	\$26,172.09	\$19,608.22	\$5,327.89
Haskell	\$0.00	\$40,000.00	\$40,000.00	\$31,552.02	\$7,210.35
Hughes	\$3,773.77	\$25,000.00	\$28,773.77	\$30,557.12	\$929.40
Johnston	\$12,480.00	\$20,000.00	\$32,480.00	\$14,150.00	\$8,424.47
Kiamichi	\$8,620.00	\$25,000.00	\$33,620.00	\$23,075.19	\$6,435.50
Latimer	\$2,981.22	\$35,000.00	\$37,981.22	\$34,362.09	\$2,996.64
LeFlore	\$8,020.00	\$25,000.00	\$33,020.00	\$7,000.00	\$16,272.91
² Little River	\$0.00	\$0.00	\$0.00	\$0.00	\$0.00
Marshall	\$12,458.08	\$15,000.00	\$27,458.08	\$10,000.00	\$5,811.79
McIntosh	\$458.00	\$35,000.00	\$35,458.00	\$31,627.64	\$3,659.14
Okfuskee	\$6,036.91	\$20,000.00	\$26,036.91	\$14,737.14	\$8,212.67
Pittsburg	\$0.00	\$40,000.00	\$40,000.00	\$39,760.88	\$239.12
Pontotoc	\$1,037.50	\$30,000.00	\$31,037.50	\$23,895.27	\$6,113.12
Pushmataha	\$14,464.85	\$20,000.00	\$34,464.85	\$22,733.48	\$4,508.37
Talihina	\$780.84	\$35,000.00	\$35,780.84	\$34,521.43	\$1,166.97
TOTAL	\$80,021.85	\$470,000.00	\$550,021.85	\$387,689.89	\$103,085.40

² Little River CD board of directors voted to not participate in PY 18.

**Conservation Cost Share Program
Locally Led -- Program Year 18
Area 5**

Allocation Period: March 6, 2017 -- August 31, 2017

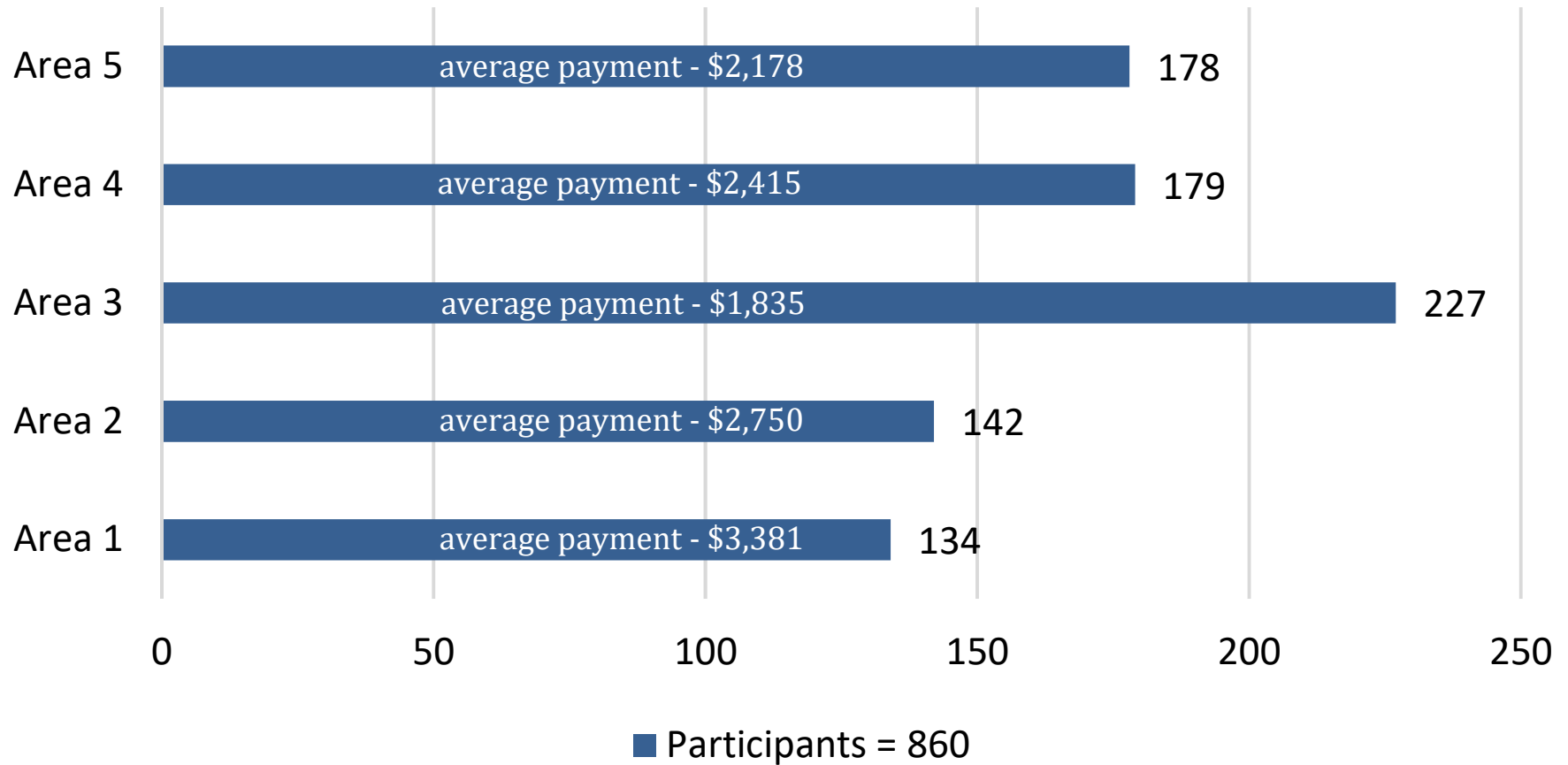
Program Year Complete: August 31, 2018

Total Number of Participants for Program Year 18	178
Total Number of Practices Installed for Program Year 18	183
Total Amount Paid to Participants from Cost Share Funds	\$ 387,689.89
Total Amount Paid by Participants	\$ 387,135.56

Practice	Number of Practices Installed	Units Installed	Cost Share Funds Paid to Participants	Amount Paid by Participants
Brush Management	50	1,330.5 acres	\$ 96,255.13	\$ 107,142.66
Cover Crop	3	87 acres	\$ 4,604.88	\$ 1,671.62
Critical Area Planting	1	1 acre	\$ 70.47	\$ 23.49
Fencing	36	60,579 linear feet	\$ 77,687.30	\$ 66,681.54
Herbaceous Weed Control	5	378 acres	\$ 9,513.51	\$ 7,389.51
Pasture and Hayland Planting	3	49.5 acres	\$ 5,620.91	\$ 2,978.20
Pipeline	2	5,314 linear feet	\$ 6,465.75	\$ 2,373.01
Pond	71	123,584.6 cubic yards	\$ 165,798.92	\$ 180,493.48
Pumping Plant	1	1 plant	\$ 1,405.78	\$ 1,940.15
Watering Facility	2	2 facilities	\$ 1,892.33	\$ 1,845.09
Well	9	9 wells	\$ 18,374.91	\$ 14,596.81

BY PARTICIPANT

Number of PY 18 Participants



Conservation Cost Share Program

Locally Led -- Program Year 18

Allocation Period: March 6, 2017 - August 31, 2017

Program Year Completed: August 31, 2018

Conservation District: *Adair County*

Participant	Practice	Total of All Invoices	Amount of Claim	Participant's Amount
67-018-001 -- Kevin Hampton	Herbaceous Weed Control	\$1,680.00	\$1,000.00	\$680.00
67-018-002 -- Christopher Longshore	Herbaceous Weed Control	\$1,430.00	\$1,000.00	\$430.00
67-018-003 -- David Ray	Herbaceous Weed Control	\$1,560.00	\$1,000.00	\$560.00
67-018-004 -- Dennis Mogg	Herbaceous Weed Control	\$1,510.00	\$1,000.00	\$510.00
67-018-005 -- CW Hampton	Herbaceous Weed Control	\$4,051.10	\$1,000.00	\$3,051.10
67-018-006 -- David Starr	Herbaceous Weed Control	\$2,464.00	\$1,000.00	\$1,464.00
67-018-007 -- JR Kester	Herbaceous Weed Control	\$1,459.00	\$1,000.00	\$459.00
67-018-008 -- Robert Bagby	Herbaceous Weed Control	\$1,982.00	\$1,000.00	\$982.00
67-018-009 -- Travis Lynn Snyder	Herbaceous Weed Control	\$1,482.50	\$1,000.00	\$482.50
67-018-010 -- Bart Snyder	Herbaceous Weed Control	\$1,554.00	\$1,000.00	\$554.00
67-018-011 -- Steven Trammell	Herbaceous Weed Control	\$2,240.00	\$1,000.00	\$1,240.00
67-018-012 -- Jamie Croley	Herbaceous Weed Control	\$1,750.00	\$1,000.00	\$750.00
67-018-013 -- Herman Jones	Herbaceous Weed Control	\$2,156.00	\$1,000.00	\$1,156.00
67-018-014 -- Elizabeth Isaacs	Herbaceous Weed Control	\$1,350.00	\$1,000.00	\$350.00
67-018-015 -- Andrew Inman	Herbaceous Weed Control	\$1,406.00	\$1,000.00	\$406.00
67-018-016 -- Ricky Longshore	Herbaceous Weed Control	\$1,800.00	\$1,000.00	\$800.00
67-018-017 -- Micky Longshore	Herbaceous Weed Control	\$3,040.00	\$1,000.00	\$2,040.00
67-018-018 -- Shawn Longshore	Herbaceous Weed Control	\$2,800.00	\$1,000.00	\$1,800.00
67-018-019 -- Marty Horn	Herbaceous Weed Control	\$3,100.00	\$1,000.00	\$2,100.00
67-018-020 -- Travis Starr	Herbaceous Weed Control	\$1,450.00	\$1,000.00	\$450.00
67-018-021 -- Robert C Patterson	Herbaceous Weed Control	\$2,209.00	\$1,000.00	\$1,209.00
67-018-022 -- Robert Patterson	Herbaceous Weed Control	\$2,558.00	\$1,000.00	\$1,558.00
67-018-023 -- Hershhal Dotson	Herbaceous Weed Control	\$1,448.00	\$1,000.00	\$448.00
67-018-024 -- Felix Choate	Herbaceous Weed Control	\$2,000.00	\$1,000.00	\$1,000.00
67-018-025 -- Charles Benham	Herbaceous Weed Control	\$6,400.00	\$1,000.00	\$5,400.00

Conservation Cost Share Program

Locally Led -- Program Year 18

Allocation Period: March 6, 2017 - August 31, 2017

Program Year Completed: August 31, 2018

Conservation District: *Adair County*

Participant	Practice	Total of All Invoices	Amount of Claim	Participant's Amount
67-018-026 -- Beadford Neale	Herbaceous Weed Control	\$4,376.00	\$1,000.00	\$3,376.00
67-018-027 -- Van Hopkins	Herbaceous Weed Control	\$2,400.00	\$1,000.00	\$1,400.00
67-018-028 -- Steve Eubanks	Herbaceous Weed Control	\$1,620.00	\$1,000.00	\$620.00
67-018-029 -- Randall Duncan	Herbaceous Weed Control	\$2,025.00	\$1,000.00	\$1,025.00
67-018-030 -- Roger Eubanks	Herbaceous Weed Control	\$2,475.00	\$1,000.00	\$1,475.00
67-018-031 -- Gary Fleig	Herbaceous Weed Control	\$1,421.80	\$1,000.00	\$421.80
67-018-032 -- Charline Trapp	Herbaceous Weed Control	\$2,989.00	\$1,000.00	\$1,989.00
67-018-033 -- Charles W Crozier	Herbaceous Weed Control	\$1,800.00	\$1,000.00	\$800.00
67-018-034 -- Carthel Means	Herbaceous Weed Control	\$2,025.00	\$1,000.00	\$1,025.00
67-018-035 -- James Ray Stanfill	Herbaceous Weed Control	\$1,689.00	\$1,000.00	\$689.00
67-018-036 -- Rodney Stanfill	Herbaceous Weed Control	\$7,143.80	\$1,000.00	\$6,143.80
67-018-037 -- Burlan Woods	Herbaceous Weed Control	\$4,276.15	\$1,000.00	\$3,276.15
67-018-038 -- Jerry M Brown	Herbaceous Weed Control	\$4,181.10	\$1,000.00	\$3,181.10
67-018-039 -- Randy Ritchie	Herbaceous Weed Control	\$3,600.00	\$1,000.00	\$2,600.00
67-018-040 -- Jimmy C. Baird	Herbaceous Weed Control	\$1,735.48	\$1,000.00	\$735.48
		Total	\$98,636.93	\$40,000.00
Total Program Year 18 Allocation			\$40,000.00	
Total Amount Paid to Program Year 18 Participants			\$40,000.00	
Program Year 18 Balance			\$0.00	

Conservation Cost Share Program Locally Led -- Program Year 18

Allocation Period: March 6, 2017 - August 31, 2017

Program Year Completed: August 31, 2018

Conservation District: *Alfalfa County*

Participant	Practice	Total of All Invoices	Amount of Claim	Participant's Amount
65-018-001 -- Buck Family Farms LLC	Cover Crop	\$3,842.83	\$2,000.00	\$1,842.83
65-018-003 -- Rita Reaann Hunt	Brush Management	\$2,730.00	\$235.75	\$2,494.25
65-018-004 -- George Highfill	Pasture and Hayland Planting	\$1,042.39	\$781.79	\$260.60
65-018-005 -- Sam Stein	Pasture and Hayland Planting	\$1,741.50	\$1,306.13	\$435.37
65-018-006 -- Luke Hague	Pasture and Hayland Planting	\$6,480.00	\$2,000.00	\$4,480.00
65-018-007 -- Chad Roach	Pasture and Hayland Planting	\$6,348.00	\$2,000.00	\$4,348.00
65-018-009 -- Rocky Schanbacher	Well	\$1,500.00	\$1,125.00	\$375.00
Total		\$23,684.72	\$9,448.67	\$14,236.05
Total Program Year 18 Allocation		\$15,214.41		
Total Amount Paid to Program Year 18 Participants		\$9,448.67		
Program Year 18 Balance		\$5,765.74		

Conservation Cost Share Program Locally Led -- Program Year 18

Allocation Period: March 6, 2017 - August 31, 2017

Program Year Completed: August 31, 2018

Conservation District: *Arbuckle*

Participant	Practice	Total of All Invoices	Amount of Claim	Participant's Amount
13-018-001 -- Pam Claxton Hammons	Pond	\$4,500.25	\$2,500.00	\$2,000.25
13-018-002 -- Jimmy Mason	Brush Management	\$6,900.00	\$1,392.91	\$5,507.09
13-018-002 -- Myridith Stewart	Brush Management	\$3,680.00	\$2,500.00	\$1,180.00
13-018-003 -- Gordon Rule	Brush Management	\$9,335.00	\$2,500.00	\$6,835.00
13-018-004 -- Jimmy Austin	Pond	\$3,510.00	\$1,793.22	\$1,716.78
13-018-005 -- Jimmy Gunter	Grade Stabilization Structure	\$4,002.50	\$2,131.97	\$1,870.53
13-018-006 -- Tom Brandt	Brush Management	\$4,660.00	\$2,500.00	\$2,160.00
13-018-007 -- Jerry Pulis	Well	\$10,380.00	\$2,500.00	\$7,880.00
13-018-009 -- Doug Hayes	Pond	\$4,466.00	\$2,500.00	\$1,966.00
13-018-010 -- Carol L. Brown	Brush Management	\$6,900.00	\$2,500.00	\$4,400.00
13-018-013 -- Catherine Fry	Pasture and Hayland Planting	\$11,495.86	\$940.94	\$10,554.92
13-018-014 -- Joseph Hooks	Pond	\$3,150.00	\$2,248.79	\$901.21
13-018-015 -- Warren H Herriott II	Pond	\$3,669.75	\$2,500.00	\$1,169.75
13-018-016 -- R Jones	Pond	\$3,589.00	\$2,462.96	\$1,126.04
13-018-017 -- Curtiss Nipp	Well	\$2,860.00	\$2,145.00	\$715.00
		Total	\$83,098.36	\$33,115.79
Total Program Year 18 Allocation				\$42,540.00
Total Amount Paid to Program Year 18 Participants				\$33,115.79
Program Year 18 Balance				\$9,424.21

Conservation Cost Share Program Locally Led -- Program Year 18

Allocation Period: March 6, 2017 - August 31, 2017

Program Year Completed: August 31, 2018

Conservation District: *Beaver County*

Participant	Practice	Total of All Invoices	Amount of Claim	Participant's Amount
49-018-001 -- Andy Birdwell	Pumping Plant	\$6,787.64	\$4,000.00	\$2,787.64
49-018-004 -- Norma Laurie	Pumping Plant	\$6,956.75	\$4,000.00	\$2,956.75
49-018-005 -- Jim Watson	Pumping Plant	\$6,153.75	\$3,473.72	\$2,680.03
49-018-007 -- McCune Legacy LLC	Well	\$8,347.48	\$4,000.00	\$4,347.48
49-018-010 -- Kay Sutton Rev Trust	Well	\$4,231.37	\$3,173.53	\$1,057.84
49-018-011 -- Theodore Sutton Inheritance Trust	Well	\$3,732.39	\$2,799.29	\$933.10
		Total	\$36,209.38	\$21,446.54
Total Program Year 18 Allocation				\$22,709.00
Total Amount Paid to Program Year 18 Participants				\$21,446.54
Program Year 18 Balance				\$1,262.46

Conservation Cost Share Program Locally Led -- Program Year 18

Allocation Period: March 6, 2017 - August 31, 2017

Program Year Completed: August 31, 2018

Conservation District: *Blaine County*

Participant	Practice	Total of All Invoices	Amount of Claim	Participant's Amount
66-018-001 -- Jerrod Cowan	Pasture and Hayland Planting	\$9,090.26	\$5,000.00	\$4,090.26
66-018-002 -- Shawn Cox	Pasture and Hayland Planting	\$4,681.52	\$3,511.00	\$1,170.52
66-018-003 -- Adam Cowan	Pasture and Hayland Planting	\$5,959.16	\$4,469.00	\$1,490.16
66-018-005 -- Wayne Sumpter	Brush Management	\$6,460.00	\$4,845.00	\$1,615.00
66-018-006 -- June Sumpter	Brush Management	\$6,750.00	\$5,000.00	\$1,750.00
66-018-009 -- Todd Ice	Brush Management	\$6,720.00	\$5,000.00	\$1,720.00
Total		\$39,660.94	\$27,825.00	\$11,835.94
Total Program Year 18 Allocation		\$30,180.82		
Total Amount Paid to Program Year 18 Participants		\$27,825.00		
Program Year 18 Balance		\$2,355.82		

Conservation Cost Share Program Locally Led -- Program Year 18

Allocation Period: March 6, 2017 - August 31, 2017

Program Year Completed: August 31, 2018

Conservation District: *Bryan*

Participant	Practice	Total of All Invoices	Amount of Claim	Participant's Amount
37-018-002 -- Josh Gibby	Pond	\$3,369.60	\$2,500.00	\$869.60
37-018-004 -- David Taylor	Pond	\$4,844.59	\$2,500.00	\$2,344.59
37-018-005 -- Darrell Gibby	Pond	\$4,912.60	\$2,500.00	\$2,412.60
37-018-006 -- Marty Smith	Pond	\$3,922.82	\$2,500.00	\$1,422.82
37-018-008 -- Steven Clay Jones	Pond	\$3,848.52	\$2,500.00	\$1,348.52
37-018-009 -- Quilby James	Pond	\$4,138.20	\$2,500.00	\$1,638.20
37-018-011 -- Chris Ribera	Pond	\$3,581.60	\$2,500.00	\$1,081.60
37-018-012 -- Glen Self	Pond	\$4,810.96	\$2,500.00	\$2,310.96
37-018-013 -- Robert Mills	Pond	\$3,821.18	\$2,500.00	\$1,321.18
37-018-014 -- Vernon Anderson	Pond	\$4,475.54	\$2,500.00	\$1,975.54
		Total	\$41,725.61	\$25,000.00
Total Program Year 18 Allocation				\$25,000.00
Total Amount Paid to Program Year 18 Participants				\$25,000.00
Program Year 18 Balance				\$0.00

Conservation Cost Share Program

Locally Led -- Program Year 18

Allocation Period: March 6, 2017 - August 31, 2017

Program Year Completed: August 31, 2018

Conservation District: *Caney Valley*

Participant	Practice	Total of All Invoices	Amount of Claim	Participant's Amount
63-018-001 -- Jay Keys	Pond	\$4,250.00	\$3,000.00	\$1,250.00
63-018-002 -- Jerry Harger	Watering Facility	\$1,227.53	\$920.65	\$306.88
	Heavy Use Area Protection	\$1,189.59	\$892.19	\$297.40
63-018-003 -- Charles Steitler Jr	Pond	\$7,200.00	\$3,000.00	\$4,200.00
63-018-004 -- James Jones	Pond	\$4,260.00	\$3,000.00	\$1,260.00
63-018-005 -- JW's Ag Products	Pipeline	\$7,009.80	\$2,666.40	\$4,343.40
	Watering Facility	\$1,145.62	\$333.60	\$812.02
63-018-006 -- Sean McIntosh	Pond	\$6,900.00	\$3,000.00	\$3,900.00
63-018-007 -- Roecker Brothers LLC	Pond	\$5,945.00	\$2,230.64	\$3,714.36
63-018-008 -- Paul Smith	Pond	\$3,400.00	\$2,550.00	\$850.00
63-018-009 -- Elton Rush Jr	Pond	\$17,500.00	\$3,000.00	\$14,500.00
63-018-010 -- D Kirk Darnell	Pond	\$3,150.00	\$2,362.50	\$787.50
63-018-011 -- Marilyn Keefer	Pond	\$2,300.00	\$1,725.00	\$575.00
63-018-012 -- Rickey Jones	Herbaceous Weed Control	\$3,282.27	\$2,446.40	\$835.87
		Total	\$68,759.81	\$31,127.38
Total Program Year 18 Allocation		\$36,546.14		
Total Amount Paid to Program Year 18 Participants		\$31,127.38		
Program Year 18 Balance		\$5,418.76		

Conservation Cost Share Program Locally Led -- Program Year 18

Allocation Period: March 6, 2017 - August 31, 2017

Program Year Completed: August 31, 2018

Conservation District: *Central North Canadian River*

Participant	Practice	Total of All Invoices	Amount of Claim	Participant's Amount
17-018-001 -- David Hoffman	Pasture and Hayland Planting	\$6,000.00	\$4,500.00	\$1,500.00
17-018-002 -- Kenneth Reding	Pasture and Hayland Planting	\$10,253.88	\$5,000.00	\$5,253.88
17-018-003 -- Lazy R Farm LLC	Pasture and Hayland Planting	\$7,781.60	\$4,666.04	\$3,115.56
17-018-006 -- Gerald Garrett	Pasture and Hayland Planting	\$8,750.00	\$5,000.00	\$3,750.00
17-018-009 -- Tim Buser	Brush Management	\$5,100.00	\$3,825.00	\$1,275.00
	Brush Management	\$2,419.43	\$1,175.00	\$1,244.43
17-018-010 -- Gary Burns	Brush Management	\$6,336.00	\$4,752.00	\$1,584.00
17-018-011 -- Donald Mansfield	Grade Stabilization Structure	\$8,529.69	\$5,000.00	\$3,529.69
17-018-012 -- Mike Helm	Pasture and Hayland Planting	\$2,904.80	\$2,178.60	\$726.20
17-018-014 -- Gramlich Farms LLC	Brush Management	\$6,648.00	\$4,986.00	\$1,662.00
	Total	\$64,723.40	\$41,082.64	\$23,640.76
Total Program Year 18 Allocation		\$41,082.64		
Total Amount Paid to Program Year 18 Participants		\$41,082.64		
Program Year 18 Balance		\$0.00		

Conservation Cost Share Program

Locally Led -- Program Year 18

Allocation Period: March 6, 2017 - August 31, 2017

Program Year Completed: August 31, 2018

Conservation District: *Checotah*

Participant	Practice	Total of All Invoices	Amount of Claim	Participant's Amount
20-018-001 -- Dana Watson	Watering Facility	\$1,712.08	\$1,056.41	\$655.67
	Fencing	\$2,993.64	\$1,477.84	\$1,515.80
20-018-002 -- Daniel Prater	Pond	\$2,700.00	\$1,300.00	\$1,400.00
20-018-003 -- Jarrel Hardn	Well	\$1,922.00	\$1,300.00	\$622.00
20-018-005 -- Leon Deal	Pond	\$3,032.00	\$1,300.00	\$1,732.00
20-018-007 -- Nick Scott	Well	\$3,280.00	\$1,300.00	\$1,980.00
20-018-008 -- Steven Ogle	Well	\$4,100.00	\$1,300.00	\$2,800.00
20-018-009 -- Jim Dismukes	Well	\$4,810.00	\$1,300.00	\$3,510.00
20-018-012 -- Edward Kloeckler	Brush Management	\$3,060.00	\$1,300.00	\$1,760.00
20-018-013 -- Dustin Ramsey	Brush Management	\$7,400.00	\$1,300.00	\$6,100.00
20-018-014 -- Randy E Ramsey	Brush Management	\$2,900.00	\$1,300.00	\$1,600.00
20-018-015 -- Jason Ramsey	Brush Management	\$12,300.00	\$1,300.00	\$11,000.00
20-018-016 -- Ginger Coleman	Brush Management	\$3,000.00	\$1,300.00	\$1,700.00
20-018-017 -- Gretchen Payne	Brush Management	\$2,000.00	\$1,300.00	\$700.00
20-018-019 -- J Steven Vardell	Brush Management	\$3,300.00	\$1,300.00	\$2,000.00
20-018-022 -- Billy Dean Martin	Brush Management	\$2,400.00	\$1,300.00	\$1,100.00
20-018-023 -- Patty Green	Brush Management	\$4,035.00	\$1,300.00	\$2,735.00
20-018-024 -- A D Stone	Brush Management	\$2,100.00	\$475.16	\$1,624.84
20-018-026 -- Robert Cole	Fencing	\$2,716.14	\$1,300.00	\$1,416.14
20-018-20 -- Gayle Johnson	Brush Management	\$2,000.00	\$1,300.00	\$700.00
	Total	\$71,760.86	\$25,109.41	\$46,651.45
Total Program Year 18 Allocation		\$35,258.59		
Total Amount Paid to Program Year 18 Participants		\$25,109.41		
Program Year 18 Balance		\$10,149.18		

Conservation Cost Share Program

Locally Led -- Program Year 18

Allocation Period: March 6, 2017 - August 31, 2017

Program Year Completed: August 31, 2018

Conservation District: *Cherokee County*

Participant	Practice	Total of All Invoices	Amount of Claim	Participant's Amount
38-018-006 -- Jay Stinnett	Herbaceous Weed Control	\$1,453.00	\$1,000.00	\$453.00
38-018-007 -- Charles Scott	Herbaceous Weed Control	\$1,045.00	\$783.75	\$261.25
38-018-008 -- Terri Vestal	Herbaceous Weed Control	\$1,785.27	\$1,000.00	\$785.27
38-018-009 -- Dymiti Anderson	Brush Management	\$852.00	\$639.00	\$213.00
38-018-010 -- Brian Berry	Herbaceous Weed Control	\$1,149.00	\$590.25	\$558.75
38-018-011 -- Clay Mahaney	Herbaceous Weed Control	\$1,017.00	\$762.75	\$254.25
38-018-012 -- Juaniata Brown	Herbaceous Weed Control	\$205.00	\$153.75	\$51.25
38-018-013 -- Dennis Kelley	Brush Management	\$1,549.61	\$1,000.00	\$549.61
38-018-014 -- Jack Carlile	Brush Management	\$624.41	\$324.64	\$299.77
38-018-016 -- Cray Loftin	Herbaceous Weed Control	\$7,084.00	\$1,000.00	\$6,084.00
38-018-020 -- Kenneth Shankle	Brush Management	\$914.00	\$685.50	\$228.50
38-018-021 -- Georgia Nero	Herbaceous Weed Control	\$465.00	\$348.75	\$116.25
38-018-023 -- Ricky Petitt	Herbaceous Weed Control	\$867.00	\$650.25	\$216.75
38-018-024 -- William Jones	Herbaceous Weed Control	\$1,398.50	\$1,000.00	\$398.50
38-018-025 -- John R Sellers	Brush Management	\$4,185.00	\$1,000.00	\$3,185.00
38-018-026 -- Cody Parker	Herbaceous Weed Control	\$889.00	\$666.75	\$222.25
38-018-028 -- Wayne Jordan	Herbaceous Weed Control	\$385.00	\$288.75	\$96.25
38-018-029 -- Keith Hood	Pond	\$2,925.00	\$1,000.00	\$1,925.00
38-018-031 -- Deanna Anno	Herbaceous Weed Control	\$1,376.05	\$1,000.00	\$376.05
38-018-035 -- Talsha Lewalbn	Herbaceous Weed Control	\$584.00	\$438.00	\$146.00
38-018-036 -- Jewell Linville	Herbaceous Weed Control	\$650.00	\$487.50	\$162.50

	Total	\$31,402.84	\$14,819.64	\$16,583.20
--	--------------	--------------------	--------------------	--------------------

Total Program Year 18 Allocation	\$29,453.29
Total Amount Paid to Program Year 18 Participants	\$14,819.64
Program Year 18 Balance	\$14,633.65

Conservation Cost Share Program

Locally Led -- Program Year 18

Allocation Period: March 6, 2017 - August 31, 2017

Program Year Completed: August 31, 2018

Conservation District: *Cimarron County*

Participant	Practice	Total of All Invoices	Amount of Claim	Participant's Amount
79-018-001 -- Hinds Operating Inc	Brush Management	\$2,660.00	\$1,995.00	\$665.00
79-018-002 -- Mary Crabtree Living Trust	Watering Facility	\$4,935.00	\$149.42	\$4,785.58
	Pipeline	\$4,286.80	\$3,145.14	\$1,141.66
	Heavy Use Area Protection	\$3,200.00	\$1,705.44	\$1,494.56
79-018-003 -- Sharp Ranch Trust	Heavy Use Area Protection	\$4,400.00	\$1,838.68	\$2,561.32
	Heavy Use Area Protection	\$4,400.00	\$1,838.68	\$2,561.32
	Heavy Use Area Protection	\$4,400.00	\$1,322.64	\$3,077.36
79-018-004 -- Larry Taylor	Pumping Plant	\$7,476.00	\$5,000.00	\$2,476.00
79-018-006 -- Ethel Murdock	Pipeline	\$1,120.12	\$637.82	\$482.30
Total		\$36,877.92	\$17,632.82	\$19,245.10
Total Program Year 18 Allocation		\$28,562.47		
Total Amount Paid to Program Year 18 Participants		\$17,632.82		
Program Year 18 Balance		\$10,929.65		

Conservation Cost Share Program Locally Led -- Program Year 18

Allocation Period: March 6, 2017 - August 31, 2017

Program Year Completed: August 31, 2018

Conservation District: *Cimarron Valley*

Participant	Practice	Total of All Invoices	Amount of Claim	Participant's Amount
62-018-001 -- Paul Meier	Pasture and Hayland Planting	\$4,571.09	\$3,428.32	\$1,142.77
62-018-002 -- Paul ReinartReinart Farms LLC	Pasture and Hayland Planting	\$3,080.38	\$2,310.29	\$770.09
62-018-003 -- Michael Sheik	Pasture and Hayland Planting	\$226.25	\$169.69	\$56.56
62-018-011 -- Dennis Laubach	Brush Management	\$6,037.50	\$4,528.13	\$1,509.37
62-018-012 -- Eric Lamle	Pasture and Hayland Planting	\$3,423.35	\$2,567.51	\$855.84
Total		\$17,338.57	\$13,003.94	\$4,334.63
Total Program Year 18 Allocation		\$25,000.00		
Total Amount Paid to Program Year 18 Participants		\$13,003.94		
Program Year 18 Balance		\$11,996.06		

Conservation Cost Share Program

Locally Led -- Program Year 18

Allocation Period: March 6, 2017 - August 31, 2017

Program Year Completed: August 31, 2018

Conservation District: *Cleveland County*

Participant	Practice	Total of All Invoices	Amount of Claim	Participant's Amount
35-018-004 -- Dale Horton	Critical Area Planting	\$1,781.53	\$1,336.15	\$445.38
35-018-006 -- Michelle Corr	Brush Management	\$2,500.00	\$1,875.00	\$625.00
Total		\$4,281.53	\$3,211.15	\$1,070.38
Total Program Year 18 Allocation		\$15,000.00		
Total Amount Paid to Program Year 18 Participants		\$3,211.15		
Program Year 18 Balance		\$11,788.85		

Conservation Cost Share Program Locally Led -- Program Year 18

Allocation Period: March 6, 2017 - August 31, 2017

Program Year Completed: August 31, 2018

Conservation District: *Coal County*

Participant	Practice	Total of All Invoices	Amount of Claim	Participant's Amount
19-018-001 -- David Battles	Pond	\$5,280.00	\$2,000.00	\$3,280.00
19-018-002 -- Ronal Collins	Pond	\$4,360.00	\$2,000.00	\$2,360.00
19-018-003 -- Jonathan Heath Davidson	Fencing	\$3,339.00	\$2,000.00	\$1,339.00
19-018-005 -- Lloyd Raymond Evans Jr	Pond	\$3,982.00	\$2,000.00	\$1,982.00
19-018-006 -- Robert Gregory	Brush Management	\$2,800.00	\$2,000.00	\$800.00
19-018-007 -- Damon Krebs	Fencing	\$3,487.00	\$2,000.00	\$1,487.00
19-018-008 -- Larry Pope	Fencing	\$3,847.00	\$2,000.00	\$1,847.00
19-018-010 -- Henry Ringles	Brush Management	\$2,750.00	\$2,000.00	\$750.00
19-018-011 -- Sharon Mowdy	Brush Management	\$3,800.00	\$1,608.22	\$2,191.78
19-018-012 -- Charles L. Wilson	Pond	\$3,842.96	\$2,000.00	\$1,842.96
Total		\$37,487.96	\$19,608.22	\$17,879.74
Total Program Year 18 Allocation		\$26,172.09		
Total Amount Paid to Program Year 18 Participants		\$19,608.22		
Program Year 18 Balance		\$6,563.87		

Conservation Cost Share Program

Locally Led -- Program Year 18

Allocation Period: March 6, 2017 - August 31, 2017

Program Year Completed: August 31, 2018

Conservation District: *Comanche County*

Participant	Practice	Total of All Invoices	Amount of Claim	Participant's Amount
60-018-002 -- Micheal Hannabass	Pasture and Hayland Planting	\$5,820.00	\$4,365.00	\$1,455.00
60-018-004 -- Edwin Huffine	Brush Management	\$7,200.00	\$1,391.27	\$5,808.73
60-018-005 -- George Phillips	Pasture and Hayland Planting	\$3,009.00	\$2,256.75	\$752.25
	Total	\$16,029.00	\$8,013.02	\$8,015.98
Total Program Year 18 Allocation		\$16,610.99		
Total Amount Paid to Program Year 18 Participants		\$8,013.02		
Program Year 18 Balance		\$8,597.97		

Conservation Cost Share Program

Locally Led -- Program Year 18

Allocation Period: March 6, 2017 - August 31, 2017

Program Year Completed: August 31, 2018

Conservation District: *Cotton County*

Participant	Practice	Total of All Invoices	Amount of Claim	Participant's Amount
78-018-001 -- Joel Abbe	Fencing	\$4,200.49	\$2,692.31	\$1,508.18
78-018-002 -- Baber, Baber & Associates LLC	Fencing	\$6,983.52	\$2,692.31	\$4,291.21
78-018-003 -- Austin Bain	Fencing	\$4,307.00	\$2,692.31	\$1,614.69
78-018-004 -- Donald H Bain	Fencing	\$4,213.28	\$2,692.31	\$1,520.97
78-018-005 -- Mike Bone	Pond	\$4,200.00	\$2,692.31	\$1,507.69
78-018-006 -- Ed Calfy	Fencing	\$3,530.37	\$2,647.78	\$882.59
78-018-007 -- Billy Graham	Fencing	\$3,297.60	\$2,473.20	\$824.40
78-018-008 -- Patricia Hardin	Fencing	\$3,631.76	\$2,692.31	\$939.45
78-018-009 -- Scooter Park	Fencing	\$7,790.00	\$2,692.31	\$5,097.69
78-018-010 -- Sheri Parkey	Fencing	\$5,097.00	\$2,692.31	\$2,404.69
78-018-011 -- Tommy Thompson	Fencing	\$5,031.00	\$2,692.31	\$2,338.69
78-018-013 -- Bobby White	Fencing	\$4,412.00	\$2,692.31	\$1,719.69
78-018-014 -- Kenny White	Fencing	\$4,412.00	\$2,692.31	\$1,719.69
		Total	\$61,106.02	\$34,736.39
Total Program Year 18 Allocation		\$35,000.00		
Total Amount Paid to Program Year 18 Participants		\$34,736.39		
Program Year 18 Balance		\$263.61		

Conservation Cost Share Program

Locally Led -- Program Year 18

Allocation Period: March 6, 2017 - August 31, 2017

Program Year Completed: August 31, 2018

Conservation District: *Craig County*

Participant	Practice	Total of All Invoices	Amount of Claim	Participant's Amount
45-018-001 -- Brad James	Pond	\$3,800.00	\$2,179.81	\$1,620.19
45-018-002 -- Jesse Ferris	Diversion	\$5,207.50	\$1,205.82	\$4,001.68
45-018-003 -- Kevin Mayfield	Brush Management	\$3,558.13	\$2,525.88	\$1,032.25
45-018-004 -- James Shorter	Brush Management	\$5,337.50	\$3,000.00	\$2,337.50
45-018-005 -- Michael Leo Fitzpatrick	Heavy Use Area Protection	\$840.00	\$599.01	\$240.99
	Watering Facility	\$1,499.25	\$999.36	\$499.89
	Pipeline	\$1,253.00	\$356.03	\$896.97
45-018-006 -- Ken Graves	Pond	\$2,748.25	\$2,061.19	\$687.06
45-018-007 -- Jamie Baker	Heavy Use Area Protection	\$762.64	\$278.94	\$483.70
45-018-008 -- Michael Brady	Pond	\$4,500.00	\$3,000.00	\$1,500.00
45-018-009 -- Albert Kenworthy	Pond	\$4,846.85	\$3,000.00	\$1,846.85
45-018-010 -- Jacob Mount	Pond	\$4,573.40	\$3,000.00	\$1,573.40
45-018-011 -- Kristine Wilkins	Brush Management	\$2,761.00	\$2,051.26	\$709.74
45-018-017 -- Ben Bertram	Brush Management	\$5,701.77	\$3,000.00	\$2,701.77
45-018-018 -- Riley Gage Bertram	Brush Management	\$2,919.26	\$1,629.60	\$1,289.66
45-018-019 -- Joe M Collins	Brush Management	\$1,860.56	\$1,283.31	\$577.25
		Total	\$52,169.11	\$30,170.21
Total Program Year 18 Allocation		\$32,544.89		
Total Amount Paid to Program Year 18 Participants		\$30,170.21		
Program Year 18 Balance		\$2,374.68		

Conservation Cost Share Program Locally Led -- Program Year 18

Allocation Period: March 6, 2017 - August 31, 2017

Program Year Completed: August 31, 2018

Conservation District: *Creek County*

Participant	Practice	Total of All Invoices	Amount of Claim	Participant's Amount
11-018-002 -- Andrew Robertson	Well	\$3,150.00	\$2,362.50	\$787.50
11-018-003 -- Damar Dray Williams	Brush Management	\$4,250.00	\$3,000.00	\$1,250.00
11-018-006 -- Charles Stoddard	Well	\$2,500.00	\$1,875.00	\$625.00
11-018-011 -- Richard Root	Well	\$7,006.87	\$3,000.00	\$4,006.87
11-018-014 -- April Wood	Well	\$3,800.00	\$2,850.00	\$950.00
11-018-016 -- Wes Weir	Well	\$980.00	\$735.00	\$245.00
Total		\$21,686.87	\$13,822.50	\$7,864.37
Total Program Year 18 Allocation		\$29,098.83		
Total Amount Paid to Program Year 18 Participants		\$13,822.50		
Program Year 18 Balance		\$15,276.33		

Conservation Cost Share Program Locally Led -- Program Year 18

Allocation Period: March 6, 2017 - August 31, 2017

Program Year Completed: August 31, 2018

Conservation District: *Custer County*

Participant	Practice	Total of All Invoices	Amount of Claim	Participant's Amount
88-018-001 -- Marvin Agan	Pasture and Hayland Planting	\$5,545.30	\$2,500.00	\$3,045.30
88-018-002 -- Ryan Agan	Pasture and Hayland Planting	\$5,578.89	\$2,500.00	\$3,078.89
88-018-003 -- Larry Goyer	Brush Management	\$5,000.00	\$2,500.00	\$2,500.00
88-018-004 -- Rickie Kauk	Brush Management	\$4,492.50	\$2,246.25	\$2,246.25
88-018-005 -- Kathryn Kildoo	Pasture and Hayland Planting	\$1,156.17	\$578.09	\$578.08
88-018-008 -- Roger Ommen	Cover Crop	\$5,128.00	\$2,500.00	\$2,628.00
88-018-010 -- Triple J Family Farms LLC	Brush Management	\$5,325.00	\$2,500.00	\$2,825.00
		Total	\$32,225.86	\$15,324.34
Total Program Year 18 Allocation				\$27,195.00
Total Amount Paid to Program Year 18 Participants				\$15,324.34
Program Year 18 Balance				\$11,870.66

Conservation Cost Share Program

Locally Led -- Program Year 18

Allocation Period: March 6, 2017 - August 31, 2017

Program Year Completed: August 31, 2018

Conservation District: *Deer Creek*

Participant	Practice	Total of All Invoices	Amount of Claim	Participant's Amount
68-018-110 -- Bell Land & Cattle LLC	Range Seeding	\$2,734.56	\$2,050.92	\$683.64
68-018-111 -- Darren Amen	Pasture and Hayland Planting	\$3,723.55	\$2,500.00	\$1,223.55
68-018-112 -- C & R Land LLC	Pasture and Hayland Planting	\$5,081.56	\$2,500.00	\$2,581.56
68-018-112 -- Trent Koch	Pasture and Hayland Planting	\$1,201.58	\$901.18	\$300.40
68-018-114 -- Dean Koch	Pasture and Hayland Planting	\$1,600.00	\$1,200.00	\$400.00
68-018-117 -- Harvey Penner	Grassed Waterway	\$2,800.00	\$2,100.00	\$700.00
68-018-118 -- Susan Kay Steiner	Grassed Waterway	\$4,500.00	\$2,137.77	\$2,362.23
	Grassed Waterway	\$482.97	\$362.23	\$120.74
68-018-119 -- Garland Leonard	Brush Management	\$3,202.50	\$1,917.50	\$1,285.00
	Brush Management	\$2,047.50	\$582.50	\$1,465.00
68-018-120 -- Blake Drinnon	Brush Management	\$2,530.00	\$1,062.22	\$1,467.78
68-018-121 -- Donald Claussen	Brush Management	\$5,043.00	\$0.00	\$5,043.00
	Brush Management	\$7,257.00	\$2,500.00	\$4,757.00
68-018-122 -- Rick Payne	Brush Management	\$4,704.00	\$2,500.00	\$2,204.00
68-018-123 -- Rex Payne	Brush Management	\$3,840.80	\$2,500.00	\$1,340.80
68-018-124 -- Joe Hayes	Brush Management	\$5,680.00	\$2,500.00	\$3,180.00
68-018-125 -- Jay Walker	Brush Management	\$3,500.00	\$471.49	\$3,028.51
		Total	\$59,929.02	\$27,785.81
Total Program Year 18 Allocation				\$37,500.00
Total Amount Paid to Program Year 18 Participants				\$27,785.81
Program Year 18 Balance				\$9,714.19

Conservation Cost Share Program

Locally Led -- Program Year 18

Allocation Period: March 6, 2017 - August 31, 2017

Program Year Completed: August 31, 2018

Conservation District: *Delaware County*

Participant	Practice	Total of All Invoices	Amount of Claim	Participant's Amount
55-018-004 -- Dane Crites	Herbaceous Weed Control	\$3,000.00	\$1,500.00	\$1,500.00
55-018-007 -- Wayne Beverage	Brush Management	\$1,413.99	\$1,060.49	\$353.50
55-018-009 -- Sam Amos	Brush Management	\$2,773.00	\$1,500.00	\$1,273.00
55-018-011 -- Jeremy Cockrell	Herbaceous Weed Control	\$2,268.00	\$1,500.00	\$768.00
55-018-012 -- Kenneth Crockrell	Herbaceous Weed Control	\$1,647.00	\$373.52	\$1,273.48
55-018-014 -- Randy Beal	Herbaceous Weed Control	\$2,008.60	\$1,500.00	\$508.60
55-018-016 -- Jessie M Thomas	Herbaceous Weed Control	\$2,957.10	\$1,500.00	\$1,457.10
55-018-019 -- Ken Whitmire	Brush Management	\$1,980.00	\$1,485.00	\$495.00
55-018-020 -- Tracy Denny	Brush Management	\$3,005.00	\$1,475.63	\$1,529.37
55-018-021 -- Fred Denny	Brush Management	\$2,230.00	\$1,500.00	\$730.00
55-018-022 -- Sharon Kunze	Herbaceous Weed Control	\$2,156.22	\$1,500.00	\$656.22
55-018-023 -- Richard Lindly	Brush Management	\$2,661.97	\$1,500.00	\$1,161.97
55-018-024 -- Dwindell Silcox	Herbaceous Weed Control	\$2,530.00	\$1,500.00	\$1,030.00
55-018-030 -- Lewis Bryson	Herbaceous Weed Control	\$1,450.00	\$1,087.50	\$362.50
55-018-031 -- Beverly Saunders	Brush Management	\$3,854.79	\$1,500.00	\$2,354.79
55-018-032 -- James R New Jr	Brush Management	\$5,627.50	\$1,500.00	\$4,127.50
55-018-033 -- Scott Hamby	Herbaceous Weed Control	\$1,632.24	\$1,224.18	\$408.06
55-018-037 -- Mary Robertson	Brush Management	\$3,249.97	\$1,500.00	\$1,749.97
55-018-038 -- George Robertson	Brush Management	\$1,355.00	\$1,000.00	\$355.00
		Total	\$47,800.38	\$25,706.32
Total Program Year 18 Allocation				\$43,373.52
Total Amount Paid to Program Year 18 Participants				\$25,706.32
Program Year 18 Balance				\$17,667.20

Conservation Cost Share Program

Locally Led -- Program Year 18

Allocation Period: March 6, 2017 - August 31, 2017

Program Year Completed: August 31, 2018

Conservation District: *Dewey County*

Participant	Practice	Total of All Invoices	Amount of Claim	Participant's Amount
53-018-001 -- Roger Ommen	Cover Crop	\$6,089.06	\$4,000.00	\$2,089.06
53-018-002 -- Jay Weeks	Cover Crop	\$7,312.16	\$4,000.00	\$3,312.16
53-018-003 -- Charles Weeks	Cover Crop	\$3,967.75	\$2,975.81	\$991.94
53-018-004 -- Phil Salisbury	Well	\$4,515.00	\$3,386.25	\$1,128.75
53-018-005 -- Jerry Ladd	Well	\$2,515.00	\$1,886.25	\$628.75
53-018-006 -- James Sander	Cover Crop	\$1,482.00	\$1,111.50	\$370.50
53-018-007 -- Willis Duer	Well	\$4,495.00	\$3,371.25	\$1,123.75
53-018-008 -- Clyde Hidlebaugh	Pumping Plant	\$1,069.00	\$801.75	\$267.25
	Pasture and Hayland Planting	\$3,722.72	\$2,792.04	\$930.68
53-018-009 -- Jerry & Vicki Myers Revocable Trust	Well	\$5,615.00	\$4,000.00	\$1,615.00
53-018-010 -- Todd Moss	Well	\$5,055.00	\$3,791.25	\$1,263.75
53-018-012 -- Linda Ommen	Well	\$4,495.00	\$3,371.25	\$1,123.75
		Total	\$50,332.69	\$35,487.35
Total Program Year 18 Allocation				\$40,000.00
Total Amount Paid to Program Year 18 Participants				\$35,487.35
Program Year 18 Balance				\$4,512.65

Conservation Cost Share Program Locally Led -- Program Year 18

Allocation Period: March 6, 2017 - August 31, 2017

Program Year Completed: August 31, 2018

Conservation District: *East Canadian County*

Participant	Practice	Total of All Invoices	Amount of Claim	Participant's Amount
36-018-003 -- Denna Pivniska	Grassed Waterway	\$2,127.00	\$1,595.25	\$531.75
36-018-005 -- David Siegrist	Grassed Waterway	\$5,736.00	\$4,302.00	\$1,434.00
36-018-006 -- David Von Tungleln	Grassed Waterway	\$2,709.96	\$2,032.47	\$677.49
36-018-008 -- Carel Farms	Grassed Waterway	\$3,252.00	\$2,439.00	\$813.00
	Grassed Waterway	\$1,625.50	\$1,219.13	\$406.37
36-018-010 -- Don Elmenhorst	Pond	\$9,321.94	\$5,000.00	\$4,321.94
36-018-011 -- Larry Jeffries	Pond	\$7,973.04	\$5,000.00	\$2,973.04
36-018-012 -- Andrew Meiwes	Grassed Waterway	\$5,296.25	\$3,972.19	\$1,324.06
36-018-014 -- Dressel Powell	Brush Management	\$4,000.00	\$3,000.00	\$1,000.00
		Total	\$42,041.69	\$28,560.04
Total Program Year 18 Allocation		\$35,000.00		
Total Amount Paid to Program Year 18 Participants		\$28,560.04		
Program Year 18 Balance		\$6,439.96		

Conservation Cost Share Program Locally Led -- Program Year 18

Allocation Period: March 6, 2017 - August 31, 2017

Program Year Completed: August 31, 2018

Conservation District: *Ellis County*

Participant	Practice	Total of All Invoices	Amount of Claim	Participant's Amount
48-018-001 -- Bert Luthi	Well	\$9,504.00	\$5,000.00	\$4,504.00
48-018-002 -- Ethel Pauline Hunter Irrev Trust	Well	\$4,305.00	\$3,228.75	\$1,076.25
48-018-003 -- Dale Woods	Well	\$4,565.00	\$3,423.75	\$1,141.25
48-018-004 -- Chuck Luthi	Well	\$9,180.00	\$5,000.00	\$4,180.00
48-018-005 -- Doug Haffner	Well	\$10,445.00	\$5,000.00	\$5,445.00
48-018-006 -- Jarod Pachner	Pumping Plant	\$3,490.85	\$2,618.13	\$872.72
Total		\$41,489.85	\$24,270.63	\$17,219.22
Total Program Year 18 Allocation		\$30,000.00		
Total Amount Paid to Program Year 18 Participants		\$24,270.63		
Program Year 18 Balance		\$5,729.37		

Conservation Cost Share Program

Locally Led -- Program Year 18

Allocation Period: March 6, 2017 - August 31, 2017

Program Year Completed: August 31, 2018

Conservation District: *Garfield County*

Participant	Practice	Total of All Invoices	Amount of Claim	Participant's Amount
33-018-001 -- Mike Diel	Terrace	\$12,480.00	\$5,000.00	\$7,480.00
33-018-002 -- Gay Tredwell	Diversion	\$1,702.50	\$767.34	\$935.16
33-018-003 -- Larry Miller	Terrace	\$4,400.00	\$709.29	\$3,690.71
	Watering Facility	\$2,972.95	\$575.34	\$2,397.61
	Grassed Waterway	\$2,972.95	\$1,654.37	\$1,318.58
33-018-004 -- James Shepard	Diversion	\$1,200.00	\$468.06	\$731.94
33-018-005 -- Lang Family Farms	Diversion	\$1,800.00	\$469.80	\$1,330.20
33-018-006 -- Warren Wells	Diversion	\$502.50	\$349.74	\$152.76
33-018-007 -- Raymond Hayward	Grade Stabilization Structure	\$9,413.20	\$5,000.00	\$4,413.20
33-018-008 -- Tony Vencl	Grassed Waterway	\$6,438.80	\$4,829.10	\$1,609.70
33-018-009 -- Leroy Mack	Terrace	\$913.50	\$648.59	\$264.91
33-018-010 -- Thomas Cassody	Terrace	\$2,435.25	\$953.61	\$1,481.64
	Grassed Waterway	\$6,388.00	\$4,046.39	\$2,341.61
		Total	\$53,619.65	\$25,471.63
Total Program Year 18 Allocation		\$41,421.56		
Total Amount Paid to Program Year 18 Participants		\$25,471.63		
Program Year 18 Balance		\$15,949.93		

Conservation Cost Share Program Locally Led -- Program Year 18

Allocation Period: March 6, 2017 - August 31, 2017

Program Year Completed: August 31, 2018

Conservation District: *Garvin*

Participant	Practice	Total of All Invoices	Amount of Claim	Participant's Amount
03-018-001 -- Tim Click	Brush Management	\$4,125.00	\$2,500.00	\$1,625.00
03-018-002 -- Jana White	Brush Management	\$3,420.00	\$2,500.00	\$920.00
03-018-003 -- Gary Jones	Brush Management	\$4,250.00	\$2,500.00	\$1,750.00
03-018-004 -- Leon Rushing Jr	Brush Management	\$3,780.00	\$2,500.00	\$1,280.00
03-018-005 -- Mary Keel	Brush Management	\$3,520.00	\$2,500.00	\$1,020.00
03-018-006 -- Ed Wilburn	Brush Management	\$3,600.00	\$2,500.00	\$1,100.00
03-018-007 -- Louis Perry	Brush Management	\$4,600.00	\$2,500.00	\$2,100.00
03-018-008 -- Karen Digby	Heavy Use Area Protection	\$935.05	\$510.45	\$424.60
	Watering Facility	\$2,376.67	\$1,297.44	\$1,079.23
	Pipeline	\$513.42	\$280.28	\$233.14
03-018-009 -- Ann Wudi	Brush Management	\$3,510.00	\$2,500.00	\$1,010.00
03-018-010 -- Kevin Wudi	Brush Management	\$3,510.00	\$2,500.00	\$1,010.00
03-018-012 -- Johnny Richardson	Brush Management	\$4,500.00	\$2,500.00	\$2,000.00
03-018-013 -- Jeff Garner	Pond	\$5,115.00	\$2,500.00	\$2,615.00
Total		\$47,755.14	\$29,588.17	\$18,166.97
Total Program Year 18 Allocation		\$35,913.37		
Total Amount Paid to Program Year 18 Participants		\$29,588.17		
Program Year 18 Balance		\$6,325.20		

Conservation Cost Share Program Locally Led -- Program Year 18

Allocation Period: March 6, 2017 - August 31, 2017

Program Year Completed: August 31, 2018

Conservation District: *Grady County*

Participant	Practice	Total of All Invoices	Amount of Claim	Participant's Amount
27-018-005 -- Crystal Prairie LLC	Well	\$5,731.00	\$4,298.25	\$1,432.75
27-018-007 -- StreeTye Ranch LLC	Well	\$5,500.00	\$4,125.00	\$1,375.00
	Total	\$11,231.00	\$8,423.25	\$2,807.75
Total Program Year 18 Allocation		\$32,132.50		
Total Amount Paid to Program Year 18 Participants		\$8,423.25		
Program Year 18 Balance		\$23,709.25		

Conservation Cost Share Program

Locally Led -- Program Year 18

Allocation Period: March 6, 2017 - August 31, 2017

Program Year Completed: August 31, 2018

Conservation District: *Grant County*

Participant	Practice	Total of All Invoices	Amount of Claim	Participant's Amount
71-018-001 -- Kass Kimmell	Brush Management	\$7,800.00	\$1,853.19	\$5,946.81
71-018-002 -- James Moreland	Brush Management	\$4,416.88	\$3,312.66	\$1,104.22
	Brush Management	\$2,383.12	\$1,687.34	\$695.78
71-018-003 -- Judith Logsdon	Brush Management	\$247.50	\$185.62	\$61.88
	Brush Management	\$2,079.00	\$1,559.25	\$519.75
	Brush Management	\$2,623.50	\$1,967.63	\$655.87
71-018-004 -- John Logsdon	Brush Management	\$202.50	\$151.88	\$50.62
	Brush Management	\$951.75	\$713.81	\$237.94
	Brush Management	\$870.75	\$653.06	\$217.69
71-018-005 -- Darryl Kimmel	Brush Management	\$3,481.50	\$1,676.75	\$1,804.75
	Brush Management	\$4,431.00	\$3,323.25	\$1,107.75
71-018-006 -- James Schmitz	Grassed Waterway	\$7,700.00	\$5,000.00	\$2,700.00
71-018-008 -- Terry Bentley	Grassed Waterway	\$2,098.43	\$1,573.83	\$524.60
71-018-012 -- Rod Regier	Pond	\$2,342.00	\$929.86	\$1,412.14
	Pond	\$5,532.63	\$4,070.14	\$1,462.49
71-018-015 -- Steve Zeeman	Pond	\$4,960.00	\$3,720.00	\$1,240.00
	Grassed Waterway	\$1,723.40	\$1,292.55	\$430.85
		Total	\$53,843.96	\$33,670.82
Total Program Year 18 Allocation				\$35,037.72
Total Amount Paid to Program Year 18 Participants				\$33,670.82
Program Year 18 Balance				\$1,366.90

Conservation Cost Share Program Locally Led -- Program Year 18

Allocation Period: March 6, 2017 - August 31, 2017

Program Year Completed: August 31, 2018

Conservation District: *Greer County*

Participant	Practice	Total of All Invoices	Amount of Claim	Participant's Amount
50-018-001 -- Tim Looper	Well	\$2,000.00	\$1,500.00	\$500.00
50-018-003 -- Edward R Gelnar Jr	Pond	\$6,429.94	\$4,822.46	\$1,607.48
50-018-004 -- James Harbeson	Pond	\$7,318.08	\$5,000.00	\$2,318.08
50-018-005 -- K Bruce Gahagan	Well	\$1,565.63	\$1,058.03	\$507.60
	Well	\$2,816.00	\$2,112.00	\$704.00
50-018-006 -- Jerald Gifford	Pond	\$6,480.76	\$4,860.57	\$1,620.19
	Total	\$26,610.41	\$19,353.06	\$7,257.35
Total Program Year 18 Allocation		\$28,321.92		
Total Amount Paid to Program Year 18 Participants		\$19,353.06		
Program Year 18 Balance		\$8,968.86		

Conservation Cost Share Program

Locally Led -- Program Year 18

Allocation Period: March 6, 2017 - August 31, 2017

Program Year Completed: August 31, 2018

Conservation District: *Harmon County*

Participant	Practice	Total of All Invoices	Amount of Claim	Participant's Amount
15-018-001 -- Joel Copeland	Pasture and Hayland Planting	\$779.66	\$584.75	\$194.91
15-018-002 -- Moore Land & Cattle	Watering Facility	\$1,696.20	\$1,133.48	\$562.72
	Heavy Use Area Protection	\$1,231.70	\$923.78	\$307.92
	Fencing	\$1,366.00	\$998.76	\$367.24
15-018-003 -- Joel Garrison	Heavy Use Area Protection	\$1,202.80	\$902.10	\$300.70
	Watering Facility	\$1,673.60	\$1,114.43	\$559.17
	Pipeline	\$3,996.00	\$2,983.47	\$1,012.53
15-018-004 -- Bill Dill	Pasture and Hayland Planting	\$6,205.70	\$4,654.28	\$1,551.42
15-018-005 -- Jerry Cummins	Pipeline	\$9,337.86	\$5,000.00	\$4,337.86
15-018-006 -- Cummins Farms	Pipeline	\$3,331.65	\$2,404.31	\$927.34
15-018-007 -- John Arkley	Heavy Use Area Protection	\$1,231.70	\$923.78	\$307.92
	Watering Facility	\$1,678.70	\$1,114.43	\$564.27
15-018-008 -- Kirk Wade	Fencing	\$3,497.00	\$2,610.00	\$887.00
15-018-009 -- William Hudson	Watering Facility	\$1,667.98	\$1,114.43	\$553.55
	Heavy Use Area Protection	\$1,242.42	\$931.82	\$310.60
	Heavy Use Area Protection	\$1,591.30	\$1,193.48	\$397.82
15-018-010 -- Robert Whorton	Pipeline	\$1,072.24	\$804.18	\$268.06
	Watering Facility	\$1,971.85	\$1,131.57	\$840.28
	Pipeline	\$10,625.00	\$5,000.00	\$5,625.00
15-018-011 -- Billy Traxler	Pipeline	\$10,625.00	\$5,000.00	\$5,625.00
		Total	\$55,399.36	\$35,523.05
Total Program Year 18 Allocation		\$40,000.00		
Total Amount Paid to Program Year 18 Participants		\$35,523.05		
Program Year 18 Balance		\$4,476.95		

Conservation Cost Share Program

Locally Led -- Program Year 18

Allocation Period: March 6, 2017 - August 31, 2017

Program Year Completed: August 31, 2018

Conservation District: *Harper County*

Participant	Practice	Total of All Invoices	Amount of Claim	Participant's Amount
21-018-701 -- Michael G Robertson	Well	\$2,700.00	\$2,025.00	\$675.00
21-018-703 -- Don Adams	Well	\$2,160.00	\$1,620.00	\$540.00
	Well	\$2,187.50	\$1,640.63	\$546.87
21-018-704 -- Glenn Dean Lake	Well	\$2,700.00	\$2,025.00	\$675.00
21-018-705 -- Glenda Ramsey	Well	\$2,000.00	\$1,500.00	\$500.00
21-018-706 -- Roy Cook	Well	\$3,100.00	\$2,325.00	\$775.00
	Pumping Plant	\$3,846.19	\$2,675.00	\$1,171.19
21-018-707 -- L D Bentley	Watering Facility	\$1,849.17	\$1,296.56	\$552.61
	Heavy Use Area Protection	\$119.97	\$89.98	\$29.99
21-018-708 -- Rod Shaffer	Pumping Plant	\$4,004.68	\$3,003.51	\$1,001.17
	Well	\$2,250.00	\$1,687.50	\$562.50
21-018-709 -- Leland Robertson	Pumping Plant	\$4,700.00	\$3,312.50	\$1,387.50
	Well	\$2,250.00	\$1,687.50	\$562.50
21-018-710 -- Mickey Bentley	Watering Facility	\$1,513.53	\$1,135.15	\$378.38
	Well	\$2,000.00	\$1,500.00	\$500.00
	Pumping Plant	\$3,648.93	\$2,364.85	\$1,284.08
	Total	\$41,029.97	\$29,888.18	\$11,141.79
Total Program Year 18 Allocation		\$39,500.00		
Total Amount Paid to Program Year 18 Participants		\$29,888.18		
Program Year 18 Balance		\$9,611.82		

Conservation Cost Share Program

Locally Led -- Program Year 18

Allocation Period: March 6, 2017 - August 31, 2017

Program Year Completed: August 31, 2018

Conservation District: *Haskell County*

Participant	Practice	Total of All Invoices	Amount of Claim	Participant's Amount
81-018-001 -- Tyler Labor	Pond	\$2,730.00	\$2,047.50	\$682.50
	Pond	\$960.00	\$675.00	\$285.00
81-018-003 -- Ray Davis	Pond	\$4,945.00	\$2,975.23	\$1,969.77
81-018-004 -- Gary 'Wade' Hurst	Fencing	\$3,005.00	\$2,251.56	\$753.44
81-018-005 -- Thomas Kurete	Pond	\$3,600.00	\$2,700.00	\$900.00
81-018-006 -- Laura Lenz	Pond	\$3,680.00	\$2,620.86	\$1,059.14
81-018-007 -- John Madden	Fencing	\$4,250.00	\$2,958.00	\$1,292.00
81-018-009 -- Garry Thomas	Pond	\$2,233.50	\$1,675.12	\$558.38
81-018-011 -- Jim Watson	Pond	\$2,990.00	\$2,139.89	\$850.11
81-018-012 -- Marvin Nolen	Fencing	\$2,794.46	\$2,095.86	\$698.60
81-018-013 -- Foster Johnson	Pond	\$2,540.00	\$1,844.04	\$695.96
81-018-014 -- Tommy Joe Roberson	Pasture and Hayland Planting	\$5,150.11	\$3,162.80	\$1,987.31
81-018-015 -- Tracy Hays	Pond	\$4,140.00	\$2,747.91	\$1,392.09
81-018-101 -- Nick Thomas	Pond	\$2,211.00	\$1,658.25	\$552.75
		Total	\$45,229.07	\$31,552.02
Total Program Year 18 Allocation		\$40,000.00		
Total Amount Paid to Program Year 18 Participants		\$31,552.02		
Program Year 18 Balance		\$8,447.98		

Conservation Cost Share Program

Locally Led -- Program Year 18

Allocation Period: March 6, 2017 - August 31, 2017

Program Year Completed: August 31, 2018

Conservation District: *Hughes County*

Participant	Practice	Total of All Invoices	Amount of Claim	Participant's Amount
24-018-001 -- Quinn Rogers	Cover Crop	\$806.50	\$604.88	\$201.62
24-018-002 -- Hilda Albin	Pasture and Hayland Planting	\$838.00	\$628.50	\$209.50
24-018-002 -- Rex Gammons	Pond	\$4,597.50	\$3,000.00	\$1,597.50
24-018-003 -- Michael Dull	Brush Management	\$4,740.00	\$3,000.00	\$1,740.00
24-018-004 -- Savannah Lantz	Brush Management	\$5,000.00	\$3,000.00	\$2,000.00
24-018-005 -- Ryan Brewer	Brush Management	\$4,200.00	\$3,000.00	\$1,200.00
24-018-006 -- Beulah L Looper	Brush Management	\$5,400.00	\$3,000.00	\$2,400.00
24-018-007 -- Jamie Henry	Brush Management	\$4,000.00	\$2,917.36	\$1,082.64
24-018-008 -- Jason Yarbrough	Pond	\$3,114.54	\$2,335.91	\$778.63
	Critical Area Planting	\$93.96	\$70.47	\$23.49
24-018-009 -- Louis Laywell	Pond	\$4,400.00	\$3,000.00	\$1,400.00
24-018-010 -- Harvey Price	Well	\$4,466.00	\$3,000.00	\$1,466.00
24-018-011 -- Julie Carr	Pipeline	\$4,217.76	\$3,000.00	\$1,217.76
	Total	\$45,874.26	\$30,557.12	\$15,317.14
Total Program Year 18 Allocation		\$28,773.77		
Total Amount Paid to Program Year 18 Participants		\$30,557.12		
Program Year 18 Balance		(\$1,783.35)		

Conservation Cost Share Program Locally Led -- Program Year 18

Allocation Period: March 6, 2017 - August 31, 2017

Program Year Completed: August 31, 2018

Conservation District: *Jackson County*

Participant	Practice	Total of All Invoices	Amount of Claim	Participant's Amount
14-018-001 -- Jerry Don Jackson	Pasture and Hayland Planting	\$3,125.00	\$2,343.75	\$781.25
14-018-002 -- Lynn Barnes	Pasture and Hayland Planting	\$3,780.00	\$2,835.00	\$945.00
14-018-003 -- Jeff Harrington	Pasture and Hayland Planting	\$625.00	\$468.75	\$156.25
14-018-004 -- Anthony Lemaster	Pond	\$4,875.00	\$3,000.00	\$1,875.00
14-018-008 -- Donnie Bidy	Pasture and Hayland Planting	\$4,250.00	\$3,000.00	\$1,250.00
14-018-009 -- Jason Drury	Brush Management	\$4,000.00	\$3,000.00	\$1,000.00
14-018-010 -- Jim Walcott	Brush Management	\$4,000.00	\$3,000.00	\$1,000.00
14-018-011 -- Jerry Drury	Brush Management	\$3,840.00	\$2,880.00	\$960.00
14-018-012 -- Brent Southall	Pasture and Hayland Planting	\$3,238.50	\$2,428.88	\$809.62
14-018-013 -- Brad Pryor	Pasture and Hayland Planting	\$4,125.00	\$3,000.00	\$1,125.00
14-018-014 -- Jim Pryor	Pasture and Hayland Planting	\$5,000.00	\$3,000.00	\$2,000.00
		Total	\$40,858.50	\$28,956.38
Total Program Year 18 Allocation				\$39,051.96
Total Amount Paid to Program Year 18 Participants				\$28,956.38
Program Year 18 Balance				\$10,095.58

Conservation Cost Share Program Locally Led -- Program Year 18

Allocation Period: March 6, 2017 - August 31, 2017

Program Year Completed: August 31, 2018

Conservation District: *Jefferson County*

Participant	Practice	Total of All Invoices	Amount of Claim	Participant's Amount
61-018-001 -- Larry Dewsbury	Pipeline	\$1,750.69	\$531.77	\$1,218.92
	Well	\$3,240.00	\$2,430.00	\$810.00
	Pumping Plant	\$1,164.70	\$529.01	\$635.69
61-018-003 -- Dewey Richardson	Pipeline	\$2,245.00	\$1,357.44	\$887.56
61-018-004 -- Clay John Carter	Pond	\$2,811.51	\$2,099.96	\$711.55
61-018-005 -- George Griffin	Pumping Plant	\$2,924.00	\$2,193.00	\$731.00
61-018-006 -- J Giffin Ranch LLC	Pond	\$8,499.04	\$5,000.00	\$3,499.04
61-018-007 -- Malane Grace	Pasture and Hayland Planting	\$6,137.63	\$4,603.22	\$1,534.41
61-018-008 -- Mark Overton	Pasture and Hayland Planting	\$1,472.25	\$1,104.19	\$368.06
61-018-009 -- Jane Benton	Brush Management	\$5,180.00	\$3,836.63	\$1,343.37
61-018-013 -- Bobby Fynn Brown	Fencing	\$2,208.18	\$1,656.13	\$552.05
61-018-014 -- Wayne Griffin	Fencing	\$3,212.45	\$2,319.42	\$893.03
	Total	\$40,845.45	\$27,660.77	\$13,184.68
Total Program Year 18 Allocation		\$31,730.21		
Total Amount Paid to Program Year 18 Participants		\$27,660.77		
Program Year 18 Balance		\$4,069.44		

Conservation Cost Share Program Locally Led -- Program Year 18

Allocation Period: March 6, 2017 - August 31, 2017

Program Year Completed: August 31, 2018

Conservation District: *Johnston County*

Participant	Practice	Total of All Invoices	Amount of Claim	Participant's Amount
83-018-001 -- Jillian Brandt	Pond	\$5,706.25	\$2,500.00	\$3,206.25
83-018-004 -- Deloma Gay	Well	\$2,200.00	\$1,650.00	\$550.00
83-018-005 -- Ray McGlocklin	Pond	\$5,350.00	\$2,500.00	\$2,850.00
83-018-006 -- Shea Lynn Nanney	Pond	\$5,000.00	\$2,500.00	\$2,500.00
83-018-007 -- Keith Plummer	Pond	\$9,124.00	\$2,500.00	\$6,624.00
83-018-008 -- Berlin Ranch	Pond	\$34,390.00	\$2,500.00	\$31,890.00
Total		\$61,770.25	\$14,150.00	\$47,620.25
Total Program Year 18 Allocation		\$32,480.00		
Total Amount Paid to Program Year 18 Participants		\$14,150.00		
Program Year 18 Balance		\$18,330.00		

Conservation Cost Share Program Locally Led -- Program Year 18

Allocation Period: March 6, 2017 - August 31, 2017

Program Year Completed: August 31, 2018

Conservation District: *Kay County*

Participant	Practice	Total of All Invoices	Amount of Claim	Participant's Amount
30-018-003 -- Daniel Kimmell	Brush Management	\$7,525.00	\$3,272.70	\$4,252.30
30-018-005 -- Don Merz	Brush Management	\$5,137.50	\$3,853.13	\$1,284.37
30-018-008 -- Ronald Crowell	Pond	\$1,320.00	\$990.00	\$330.00
30-018-009 -- Gray Bar Ranch	Herbaceous Weed Control	\$18,995.72	\$5,000.00	\$13,995.72
30-018-010 -- Action Ranch	Herbaceous Weed Control	\$15,734.66	\$5,000.00	\$10,734.66
Total		\$48,712.88	\$18,115.83	\$30,597.05
Total Program Year 18 Allocation		\$35,598.21		
Total Amount Paid to Program Year 18 Participants		\$18,115.83		
Program Year 18 Balance		\$17,482.38		

Conservation Cost Share Program Locally Led -- Program Year 18

Allocation Period: March 6, 2017 - August 31, 2017

Program Year Completed: August 31, 2018

Conservation District: *Kiamichi*

Participant	Practice	Total of All Invoices	Amount of Claim	Participant's Amount
06-018-002 -- Harold Greer	Fencing	\$3,910.90	\$2,500.00	\$1,410.90
06-018-003 -- Jackie Sipes	Pond	\$5,499.46	\$2,500.00	\$2,999.46
06-018-004 -- Tim Parker	Pond	\$5,000.00	\$1,931.16	\$3,068.84
06-018-005 -- Howard Turner	Fencing	\$3,125.50	\$2,344.13	\$781.37
06-018-007 -- Charles Karulak	Pond	\$2,596.00	\$1,947.00	\$649.00
06-018-010 -- Roy Deupree	Pond	\$2,884.80	\$2,163.60	\$721.20
06-018-011 -- Randy Clifton	Fencing	\$11,210.80	\$2,500.00	\$8,710.80
06-018-013 -- Anthony Fort	Fencing	\$6,651.73	\$2,453.40	\$4,198.33
06-018-014 -- Jim White	Fencing	\$4,562.33	\$2,235.90	\$2,326.43
06-018-015 -- Hank Thompson	Pond	\$3,500.00	\$2,500.00	\$1,000.00
		Total	\$48,941.52	\$23,075.19
Total Program Year 18 Allocation				\$33,620.00
Total Amount Paid to Program Year 18 Participants				\$23,075.19
Program Year 18 Balance				\$10,544.81

Conservation Cost Share Program

Locally Led -- Program Year 18

Allocation Period: March 6, 2017 - August 31, 2017

Program Year Completed: August 31, 2018

Conservation District: *Kingfisher County*

Participant	Practice	Total of All Invoices	Amount of Claim	Participant's Amount
87-018-001 -- Mark Walta	Pasture and Hayland Planting	\$5,256.00	\$3,942.00	\$1,314.00
87-018-002 -- Dale Schoeling	Range Seeding	\$1,728.98	\$1,296.74	\$432.24
87-018-003 -- Paul Caffey	Grassed Waterway	\$3,579.69	\$2,684.77	\$894.92
87-018-004 -- Brenda Keene	Pasture and Hayland Planting	\$3,086.93	\$2,315.20	\$771.73
	Pasture and Hayland Planting	\$2,524.26	\$1,893.20	\$631.06
87-018-005 -- Greg Hudson	Pasture and Hayland Planting	\$7,658.50	\$5,000.00	\$2,658.50
87-018-006 -- Rox Beckner	Pasture and Hayland Planting	\$3,730.00	\$2,797.50	\$932.50
87-018-009 -- Ryan Krittenbrink	Well	\$1,500.00	\$1,125.00	\$375.00
87-018-013 -- MaryLou Gaither	Pasture and Hayland Planting	\$665.67	\$499.25	\$166.42
	Terrace	\$2,298.40	\$1,099.61	\$1,198.79
	Diversion	\$1,081.60	\$506.34	\$575.26
87-018-018 -- William Oliver	Brush Management	\$5,535.00	\$766.17	\$4,768.83
	Total	\$38,645.03	\$23,925.78	\$14,719.25
Total Program Year 18 Allocation		\$42,080.12		
Total Amount Paid to Program Year 18 Participants		\$23,925.78		
Program Year 18 Balance		\$18,154.34		

Conservation Cost Share Program Locally Led -- Program Year 18

Allocation Period: March 6, 2017 - August 31, 2017

Program Year Completed: August 31, 2018

Conservation District: *Kiowa County*

Participant	Practice	Total of All Invoices	Amount of Claim	Participant's Amount
76-018-001 -- Michael Beadles	Pasture and Hayland Planting	\$2,749.00	\$2,061.75	\$687.25
76-018-002 -- Lisa Pyle	Pasture and Hayland Planting	\$10,054.82	\$2,181.55	\$7,873.27
76-018-003 -- Barton Baker	Pasture and Hayland Planting	\$2,970.00	\$2,227.50	\$742.50
76-018-004 -- John Dee Payne	Pasture and Hayland Planting	\$4,791.10	\$3,593.33	\$1,197.77
76-018-005 -- Mike Meinert	Pumping Plant	\$2,943.00	\$1,695.92	\$1,247.08
	Well	\$5,828.00	\$3,304.08	\$2,523.92
76-018-006 -- Don Payne	Pond	\$5,188.48	\$3,891.36	\$1,297.12
76-018-007 -- Nick Lesley	Pasture and Hayland Planting	\$4,583.20	\$3,437.40	\$1,145.80
Total		\$39,107.60	\$22,392.89	\$16,714.71
Total Program Year 18 Allocation		\$29,173.07		
Total Amount Paid to Program Year 18 Participants		\$22,392.89		
Program Year 18 Balance		\$6,780.18		

Conservation Cost Share Program

Locally Led -- Program Year 18

Allocation Period: March 6, 2017 - August 31, 2017

Program Year Completed: August 31, 2018

Conservation District: *Konawa*

Participant	Practice	Total of All Invoices	Amount of Claim	Participant's Amount
05-018-001 -- Bryan Thomas	Brush Management	\$3,500.00	\$2,015.52	\$1,484.48
05-018-002 -- Troy Doner	Brush Management	\$9,600.00	\$2,015.52	\$7,584.48
05-018-003 -- Allan Akerman	Brush Management	\$3,120.00	\$2,015.52	\$1,104.48
05-018-004 -- Hiram Roulston	Brush Management	\$5,750.00	\$2,015.52	\$3,734.48
05-018-005 -- Leo Lane	Brush Management	\$3,390.58	\$2,015.52	\$1,375.06
05-018-006 -- Jerry Pack	Brush Management	\$2,975.00	\$2,015.52	\$959.48
05-018-007 -- Eric Dye	Brush Management	\$4,000.00	\$2,015.52	\$1,984.48
05-018-008 -- Max Dye	Brush Management	\$4,800.00	\$2,015.52	\$2,784.48
05-018-009 -- Charles Wyman Nail	Brush Management	\$4,200.00	\$2,015.52	\$2,184.48
05-018-010 -- Joe Skinner	Brush Management	\$2,800.00	\$2,015.52	\$784.48
05-018-011 -- Burnus Fisher	Brush Management	\$6,160.00	\$2,015.52	\$4,144.48
05-018-012 -- Ivan Gearhart	Brush Management	\$6,240.00	\$2,015.52	\$4,224.48
05-018-013 -- George Roberts Jr	Brush Management	\$5,110.00	\$2,015.52	\$3,094.48
05-018-014 -- Fundis Family Properties	Brush Management	\$2,700.00	\$2,015.52	\$684.48
05-018-015 -- Dale Wood	Brush Management	\$2,700.00	\$2,015.52	\$684.48
05-018-016 -- Steven T. Girard	Brush Management	\$8,000.00	\$2,015.52	\$5,984.48
05-018-017 -- Quay Prough	Brush Management	\$3,900.00	\$2,015.52	\$1,884.48
05-018-018 -- Jerome Nevels	Brush Management	\$2,760.00	\$2,015.52	\$744.48
05-018-019 -- Roy Gearhart	Brush Management	\$4,800.00	\$2,015.52	\$2,784.48
05-018-023 -- James Tooley	Brush Management	\$9,200.00	\$2,015.52	\$7,184.48
		Total	\$40,310.40	\$55,395.18
Total Program Year 18 Allocation		\$40,310.34		
Total Amount Paid to Program Year 18 Participants		\$40,310.40		
Program Year 18 Balance		(\$0.06)		

Conservation Cost Share Program

Locally Led -- Program Year 18

Allocation Period: March 6, 2017 - August 31, 2017

Program Year Completed: August 31, 2018

Conservation District: *Latimer County*

Participant	Practice	Total of All Invoices	Amount of Claim	Participant's Amount
84-018-002 -- Jamie Stephens	Pond	\$2,760.00	\$2,000.00	\$760.00
84-018-003 -- Ellen Foust	Pond	\$2,707.22	\$2,000.00	\$707.22
84-018-004 -- Ronny Owens	Fencing	\$6,037.86	\$2,000.00	\$4,037.86
84-018-005 -- Raspotnik Ranch LLC	Fencing	\$6,942.00	\$2,000.00	\$4,942.00
84-018-006 -- Crystal Truitt	Fencing	\$3,094.53	\$2,000.00	\$1,094.53
84-018-007 -- Walter Squires	Brush Management	\$636.00	\$283.32	\$352.68
84-018-008 -- Jim Enis	Fencing	\$3,076.00	\$2,000.00	\$1,076.00
84-018-009 -- Steve Davis	Brush Management	\$20,841.48	\$2,000.00	\$18,841.48
84-018-010 -- Don Roberts	Brush Management	\$2,928.00	\$2,000.00	\$928.00
84-018-011 -- Justin Nimrod	Pond	\$3,950.00	\$2,000.00	\$1,950.00
84-018-012 -- Jane Brinkley	Fencing	\$2,871.52	\$1,680.84	\$1,190.68
84-018-013 -- Charlotte Ellis	Brush Management	\$3,005.53	\$2,000.00	\$1,005.53
84-018-014 -- Russell Brownlee	Brush Management	\$3,601.05	\$2,000.00	\$1,601.05
84-018-015 -- Christy Bryan	Cover Crop	\$2,720.00	\$2,000.00	\$720.00
84-018-016 -- Chris Gillespie	Brush Management	\$951.50	\$445.65	\$505.85
84-018-017 -- Ernest Heitner	Fencing	\$2,855.20	\$2,000.00	\$855.20
84-018-018 -- Derrick Noah	Fencing	\$3,031.63	\$2,000.00	\$1,031.63
84-018-019 -- Brad Grogan	Fencing	\$3,224.70	\$2,000.00	\$1,224.70
84-018-020 -- Stephen L Moore	Fencing	\$3,078.49	\$1,952.28	\$1,126.21
		Total	\$78,312.71	\$34,362.09
Total Program Year 18 Allocation		\$37,981.22		
Total Amount Paid to Program Year 18 Participants		\$34,362.09		
Program Year 18 Balance		\$3,619.13		

Conservation Cost Share Program Locally Led -- Program Year 18

Allocation Period: March 6, 2017 - August 31, 2017

Program Year Completed: August 31, 2018

Conservation District: *LeFlore County*

Participant	Practice	Total of All Invoices	Amount of Claim	Participant's Amount
04-018-006 -- Wes McGowen	Pond	\$2,140.00	\$1,000.00	\$1,140.00
04-018-007 -- Wesley Riggs	Pond	\$2,800.00	\$1,000.00	\$1,800.00
04-018-009 -- Wilburn Waits	Pond	\$1,687.50	\$1,000.00	\$687.50
04-018-010 -- John Brown	Pond	\$4,088.00	\$1,000.00	\$3,088.00
04-018-011 -- Kathryn Carpenter	Pond	\$1,870.00	\$1,000.00	\$870.00
04-018-012 -- Eddie Cowan	Fencing	\$3,250.00	\$1,000.00	\$2,250.00
	Pond	\$1,800.00	\$1,000.00	\$800.00
	Total	\$17,635.50	\$7,000.00	\$10,635.50
Total Program Year 18 Allocation		\$33,020.00		
Total Amount Paid to Program Year 18 Participants		\$7,000.00		
Program Year 18 Balance		\$26,020.00		

Conservation Cost Share Program Locally Led -- Program Year 18

Allocation Period: March 6, 2017 - August 31, 2017

Program Year Completed: August 31, 2018

Conservation District: *Lincoln County*

Participant	Practice	Total of All Invoices	Amount of Claim	Participant's Amount
43-018-001 -- Neil Moulin	Brush Management	\$6,322.60	\$3,122.30	\$3,200.30
43-018-006 -- Mike Wakley	Brush Management	\$11,055.00	\$5,000.00	\$6,055.00
43-018-010 -- Guy Garrison	Brush Management	\$6,322.60	\$3,122.30	\$3,200.30
43-018-014 -- Gary Emmons	Brush Management	\$6,035.00	\$2,691.43	\$3,343.57
43-018-015 -- Terry Carroll	Brush Management	\$6,165.00	\$2,770.09	\$3,394.91
Total		\$35,900.20	\$16,706.12	\$19,194.08
Total Program Year 18 Allocation		\$27,498.93		
Total Amount Paid to Program Year 18 Participants		\$16,706.12		
Program Year 18 Balance		\$10,792.81		

Conservation Cost Share Program

Locally Led -- Program Year 18

Allocation Period: March 6, 2017 - August 31, 2017

Program Year Completed: August 31, 2018

Conservation District: *Logan County*

Participant	Practice	Total of All Invoices	Amount of Claim	Participant's Amount
09-018-002 -- Travis Loveless	Pond	\$7,500.00	\$5,000.00	\$2,500.00
09-018-003 -- Dick Coffman	Well	\$3,600.00	\$2,700.00	\$900.00
	Watering Facility	\$1,712.10	\$1,284.08	\$428.02
09-018-005 -- Mark K Latham	Well	\$3,120.00	\$2,340.00	\$780.00
09-018-011 -- Charles Waswo	Pond	\$11,090.00	\$4,599.21	\$6,490.79
09-018-012 -- Denise Orr	Brush Management	\$2,058.00	\$1,543.50	\$514.50
	Brush Management	\$4,263.00	\$3,197.25	\$1,065.75
	Brush Management	\$8,379.00	\$259.25	\$8,119.75
	Total	\$41,722.10	\$20,923.29	\$20,798.81
Total Program Year 18 Allocation		\$32,136.31		
Total Amount Paid to Program Year 18 Participants		\$20,923.29		
Program Year 18 Balance		\$11,213.02		

Conservation Cost Share Program Locally Led -- Program Year 18

Allocation Period: March 6, 2017 - August 31, 2017

Program Year Completed: August 31, 2018

Conservation District: *Love County*

Participant	Practice	Total of All Invoices	Amount of Claim	Participant's Amount
28-018-001 -- Good Performance Horses LLC	Well	\$12,100.00	\$5,000.00	\$7,100.00
28-018-002 -- Ronald D Thompson	Pasture and Hayland Planting	\$1,633.70	\$1,060.46	\$573.24
28-018-003 -- Bruce Brooks	Pasture and Hayland Planting	\$6,534.00	\$4,900.50	\$1,633.50
28-018-003 -- Nellie Folsom Mussen	Pond	\$5,650.00	\$3,000.00	\$2,650.00
28-018-004 -- DeWayne McCarty	Pasture and Hayland Planting	\$6,733.29	\$5,000.00	\$1,733.29
28-018-008 -- Willis McKayMcKay Cattle Co LLC	Pasture and Hayland Planting	\$4,861.60	\$3,000.00	\$1,861.60
28-018-009 -- Bill Price	Pond	\$4,443.75	\$3,000.00	\$1,443.75
28-018-011 -- Joel Hicks	Pasture and Hayland Planting	\$2,824.50	\$2,118.38	\$706.12
Total		\$44,780.84	\$27,079.34	\$17,701.50
Total Program Year 18 Allocation		\$42,260.93		
Total Amount Paid to Program Year 18 Participants		\$27,079.34		
Program Year 18 Balance		\$15,181.59		

Conservation Cost Share Program

Locally Led -- Program Year 18

Allocation Period: March 6, 2017 - August 31, 2017

Program Year Completed: August 31, 2018

Conservation District: *Major County*

Participant	Practice	Total of All Invoices	Amount of Claim	Participant's Amount
47-018-002 -- Maxine Paulsen	Watering Facility	\$3,156.17	\$1,673.33	\$1,482.84
	Watering Facility	\$3,067.17	\$1,673.33	\$1,393.84
	Heavy Use Area Protection	\$976.25	\$381.48	\$594.77
	Heavy Use Area Protection	\$976.25	\$381.48	\$594.77
47-018-003 -- Dillon Price	Pumping Plant	\$2,238.54	\$793.52	\$1,445.02
	Well	\$1,806.34	\$1,354.76	\$451.58
	Watering Facility	\$1,661.79	\$1,049.66	\$612.13
	Heavy Use Area Protection	\$506.33	\$298.32	\$208.01
47-018-005 -- Arlene Logan	Watering Facility	\$2,906.95	\$1,673.33	\$1,233.62
	Heavy Use Area Protection	\$1,637.50	\$381.48	\$1,256.02
47-018-006 -- Troy Gosney	Well	\$4,008.75	\$3,006.56	\$1,002.19
	Heavy Use Area Protection	\$350.00	\$262.50	\$87.50
	Pumping Plant	\$2,918.95	\$702.89	\$2,216.06
	Watering Facility	\$1,992.15	\$1,028.05	\$964.10
47-018-012 -- Larry Frey	Pumping Plant	\$4,350.00	\$3,262.50	\$1,087.50
	Well	\$4,500.00	\$1,737.50	\$2,762.50
47-018-014 -- Matt Elder	Heavy Use Area Protection	\$2,135.82	\$350.59	\$1,785.23
	Pumping Plant	\$2,841.15	\$2,130.86	\$710.29
	Watering Facility	\$2,519.00	\$1,889.25	\$629.75
		Total	\$44,549.11	\$24,031.39
Total Program Year 18 Allocation		\$36,445.67		
Total Amount Paid to Program Year 18 Participants		\$24,031.39		
Program Year 18 Balance		\$12,414.28		

Conservation Cost Share Program Locally Led -- Program Year 18

Allocation Period: March 6, 2017 - August 31, 2017

Program Year Completed: August 31, 2018

Conservation District: *Marshall County*

Participant	Practice	Total of All Invoices	Amount of Claim	Participant's Amount
64-018-001 -- Guy Haykus	Brush Management	\$5,500.00	\$2,500.00	\$3,000.00
64-018-002 -- Michael Talkington	Brush Management	\$4,000.00	\$2,500.00	\$1,500.00
64-018-003 -- Richard Talley	Pond	\$5,500.00	\$2,500.00	\$3,000.00
64-018-004 -- Carol Taylor	Pond	\$4,586.75	\$2,500.00	\$2,086.75
Total		\$19,586.75	\$10,000.00	\$9,586.75
Total Program Year 18 Allocation		\$27,458.08		
Total Amount Paid to Program Year 18 Participants		\$10,000.00		
Program Year 18 Balance		\$17,458.08		

Conservation Cost Share Program

Locally Led -- Program Year 18

Allocation Period: March 6, 2017 - August 31, 2017

Program Year Completed: August 31, 2018

Conservation District: *Mayes County*

Participant	Practice	Total of All Invoices	Amount of Claim	Participant's Amount
32-018-002 -- Brandon Howard	Herbaceous Weed Control	\$3,932.00	\$808.67	\$3,123.33
32-018-003 -- Brad Smith	Herbaceous Weed Control	\$2,517.73	\$1,888.30	\$629.43
32-018-004 -- Christina Landeros	Herbaceous Weed Control	\$3,139.96	\$669.24	\$2,470.72
32-018-005 -- Dennis Troyer	Brush Management	\$6,337.10	\$3,000.00	\$3,337.10
32-018-006 -- Ralph Miller	Heavy Use Area Protection	\$3,524.40	\$1,273.51	\$2,250.89
	Pipeline	\$400.00	\$296.94	\$103.06
	Watering Facility	\$1,275.00	\$910.08	\$364.92
32-018-007 -- Pioneer Asset Management LLC	Watering Facility	\$1,475.00	\$1,106.25	\$368.75
	Heavy Use Area Protection	\$6,424.90	\$826.50	\$5,598.40
	Pipeline	\$2,306.44	\$1,067.25	\$1,239.19
32-018-008 -- Unrau Farms LLC	Watering Facility	\$1,605.00	\$937.07	\$667.93
	Pipeline	\$2,240.00	\$741.52	\$1,498.48
	Heavy Use Area Protection	\$950.00	\$363.23	\$586.77
	Heavy Use Area Protection	\$625.00	\$465.12	\$159.88
32-018-010 -- Cambra Fields	Heavy Use Area Protection	\$1,236.84	\$598.13	\$638.71
	Watering Facility	\$1,390.59	\$936.00	\$454.59
	Pipeline	\$1,514.23	\$1,060.50	\$453.73
32-018-012 -- Chris Eubanks	Pond	\$9,750.00	\$3,000.00	\$6,750.00
32-018-013 -- Mozelle Stockton	Pond	\$4,197.50	\$3,000.00	\$1,197.50
		Total	\$54,841.69	\$22,948.31
Total Program Year 18 Allocation				\$31,821.13
Total Amount Paid to Program Year 18 Participants				\$22,948.31
Program Year 18 Balance				\$8,872.82

Conservation Cost Share Program Locally Led -- Program Year 18

Allocation Period: March 6, 2017 - August 31, 2017

Program Year Completed: August 31, 2018

Conservation District: *McClain County*

Participant	Practice	Total of All Invoices	Amount of Claim	Participant's Amount
16-018-001 -- Todd Bigham	Brush Management	\$2,985.25	\$639.63	\$2,345.62
	Brush Management	\$295.25	\$65.19	\$230.06
16-018-002 -- Grant Ward	Brush Management	\$5,882.79	\$228.44	\$5,654.35
	Brush Management	\$5,129.71	\$347.18	\$4,782.53
16-018-003 -- Richard Ward	Brush Management	\$450.00	\$138.87	\$311.13
	Brush Management	\$4,861.13	\$3,426.53	\$1,434.60
16-018-004 -- Aaron Perry	Brush Management	\$3,037.50	\$2,278.13	\$759.37
	Brush Management	\$2,193.75	\$1,645.31	\$548.44
	Brush Management	\$393.75	\$295.31	\$98.44
16-018-005 -- Charles Weeks	Brush Management	\$5,561.00	\$2,229.58	\$3,331.42
	Brush Management	\$1,139.00	\$467.53	\$671.47
16-018-006 -- Lawana Vanderploeg	Well	\$9,500.00	\$5,000.00	\$4,500.00
Total		\$41,429.13	\$16,761.70	\$24,667.43
Total Program Year 18 Allocation		\$31,536.25		
Total Amount Paid to Program Year 18 Participants		\$16,761.70		
Program Year 18 Balance		\$14,774.55		

Conservation Cost Share Program

Locally Led -- Program Year 18

Allocation Period: March 6, 2017 - August 31, 2017

Program Year Completed: August 31, 2018

Conservation District: ***McIntosh County***

Participant	Practice	Total of All Invoices	Amount of Claim	Participant's Amount	
01-018-001 -- James Dawson	Pond	\$3,116.40	\$1,969.44	\$1,146.96	
01-018-002 -- Axel Barner	Pond	\$3,105.90	\$1,969.44	\$1,136.46	
01-018-003 -- Harold Collins	Well	\$3,300.00	\$1,969.44	\$1,330.56	
01-018-006 -- David Fisher	Brush Management	\$4,000.00	\$1,969.44	\$2,030.56	
01-018-008 -- Mark Harjo	Brush Management	\$2,700.00	\$1,969.44	\$730.56	
01-018-009 -- Cindy Layman	Brush Management	\$2,850.00	\$1,969.44	\$880.56	
01-018-010 -- Marty Stinnett	Brush Management	\$3,000.00	\$1,969.44	\$1,030.56	
01-018-011 -- Dale Atwood	Brush Management	\$4,000.00	\$1,969.44	\$2,030.56	
01-018-012 -- Sterling Atwood	Brush Management	\$4,000.00	\$1,969.44	\$2,030.56	
01-018-013 -- Christopher Layman	Brush Management	\$2,800.00	\$1,969.44	\$830.56	
01-018-014 -- Elery Morpew	Brush Management	\$4,000.00	\$1,096.52	\$2,903.48	
01-018-015 -- Donna Flud	Brush Management	\$2,520.00	\$1,890.00	\$630.00	
01-018-016 -- Gary Rippy	Brush Management	\$2,520.00	\$1,890.00	\$630.00	
01-018-017 -- Josh Ohlde	Brush Management	\$2,950.00	\$1,969.44	\$980.56	
01-018-018 -- Jaymn Burdine	Fencing	\$2,812.41	\$1,969.44	\$842.97	
01-018-019 -- Alex Parker	Fencing	\$1,927.95	\$1,148.40	\$779.55	
01-018-020 -- Cody Carey	Fencing	\$3,917.41	\$1,969.44	\$1,947.97	
		Total	\$53,520.07	\$31,627.64	\$21,892.43
Total Program Year 18 Allocation		\$35,458.00			
Total Amount Paid to Program Year 18 Participants		\$31,627.64			
Program Year 18 Balance		\$3,830.36			

Conservation Cost Share Program Locally Led -- Program Year 18

Allocation Period: March 6, 2017 - August 31, 2017

Program Year Completed: August 31, 2018

Conservation District: *Murray County*

Participant	Practice	Total of All Invoices	Amount of Claim	Participant's Amount
82-018-001 -- Mike Cox	Brush Management	\$7,000.00	\$5,000.00	\$2,000.00
82-018-002 -- Glynda Dudley	Brush Management	\$8,100.00	\$5,000.00	\$3,100.00
82-018-004 -- Kari Dawn Johnson	Brush Management	\$6,797.50	\$5,000.00	\$1,797.50
82-018-008 -- Joretta Morris	Brush Management	\$3,560.00	\$2,638.69	\$921.31
Total		\$25,457.50	\$17,638.69	\$7,818.81
Total Program Year 18 Allocation		\$32,638.69		
Total Amount Paid to Program Year 18 Participants		\$17,638.69		
Program Year 18 Balance		\$15,000.00		

Conservation Cost Share Program

Locally Led -- Program Year 18

Allocation Period: March 6, 2017 - August 31, 2017

Program Year Completed: August 31, 2018

Conservation District: *Muskogee County*

Participant	Practice	Total of All Invoices	Amount of Claim	Participant's Amount
18-018-001 -- Gilbert Enkey	Pond	\$5,410.00	\$1,800.00	\$3,610.00
18-018-003 -- Allen Herriman	Pond	\$2,947.20	\$1,800.00	\$1,147.20
18-018-005 -- Bill Bond	Pond	\$3,600.00	\$1,800.00	\$1,800.00
18-018-006 -- Micah Cato	Pond	\$2,640.00	\$1,800.00	\$840.00
18-018-007 -- VF Ranch, LLC	Pond	\$3,000.00	\$1,800.00	\$1,200.00
	Brush Management	\$1,500.00	\$1,000.00	\$500.00
18-018-008 -- Phil Stacy	Brush Management	\$2,500.00	\$1,000.00	\$1,500.00
	Pond	\$3,000.00	\$1,800.00	\$1,200.00
18-018-009 -- Levi Watson	Brush Management	\$2,174.00	\$1,000.00	\$1,174.00
	Pond	\$4,350.00	\$1,800.00	\$2,550.00
18-018-011 -- Ray Bob Daniels	Pond	\$2,700.00	\$1,800.00	\$900.00
	Brush Management	\$4,470.00	\$1,000.00	\$3,470.00
18-018-013 -- Courtney Thomas	Pond	\$3,300.00	\$1,800.00	\$1,500.00
18-018-014 -- Calvin White	Brush Management	\$1,585.00	\$1,000.00	\$585.00
	Pond	\$2,798.00	\$1,800.00	\$998.00
18-018-015 -- Justin Young	Brush Management	\$1,710.00	\$1,000.00	\$710.00
18-018-016 -- Lois Spinn	Brush Management	\$324.00	\$147.34	\$176.66
	Brush Management	\$425.00	\$209.54	\$215.46
18-018-017 -- Alberta Anderson	Brush Management	\$752.85	\$537.13	\$215.72
18-018-019 -- Sherri Lang	Brush Management	\$1,833.80	\$1,000.00	\$833.80
18-018-020 -- Thomas Lockhart	Pond	\$3,200.00	\$1,522.79	\$1,677.21
18-018-024 -- J D Helms	Pond	\$3,705.00	\$1,800.00	\$1,905.00
	Total	\$57,924.85	\$29,216.80	\$28,708.05
Total Program Year 18 Allocation		\$38,671.12		
Total Amount Paid to Program Year 18 Participants		\$29,216.80		
Program Year 18 Balance		\$9,454.32		

Conservation Cost Share Program

Locally Led -- Program Year 18

Allocation Period: March 6, 2017 - August 31, 2017

Program Year Completed: August 31, 2018

Conservation District: *Noble County*

Participant	Practice	Total of All Invoices	Amount of Claim	Participant's Amount
59-018-001 -- Mike Gaither	Brush Management	\$6,750.00	\$5,000.00	\$1,750.00
59-018-003 -- Lyle Harmon	Brush Management	\$2,012.50	\$1,496.25	\$516.25
59-018-004 -- Pete Matthiesen	Brush Management	\$1,653.42	\$1,003.42	\$650.00
59-018-005 -- Virginia Pflum	Brush Management	\$23,240.00	\$2,684.11	\$20,555.89
59-018-007 -- Jason Sewell	Pasture and Hayland Planting	\$3,590.20	\$2,692.65	\$897.55
59-018-008 -- Ronald Johnson	Pasture and Hayland Planting	\$10,730.53	\$5,000.00	\$5,730.53
59-018-009 -- David Meyer	Grassed Waterway	\$4,530.00	\$3,397.50	\$1,132.50
59-018-010 -- Jay Vernon	Brush Management	\$5,289.07	\$1,027.96	\$4,261.11
	Brush Management	\$6,731.54	\$2,119.93	\$4,611.61
59-018-012 -- Dennis R Mittasch	Brush Management	\$7,000.00	\$5,000.00	\$2,000.00
59-018-015 -- Mac Robinson	Grassed Waterway	\$1,651.11	\$1,238.33	\$412.78
	Total	\$73,178.37	\$30,660.15	\$42,518.22
Total Program Year 18 Allocation		\$43,190.50		
Total Amount Paid to Program Year 18 Participants		\$30,660.15		
Program Year 18 Balance		\$12,530.35		

Conservation Cost Share Program

Locally Led -- Program Year 18

Allocation Period: March 6, 2017 - August 31, 2017

Program Year Completed: August 31, 2018

Conservation District: *North Caddo*

Participant	Practice	Total of All Invoices	Amount of Claim	Participant's Amount
52-018-001 -- Frank Giesbrecht	Pasture and Hayland Planting	\$5,438.00	\$2,000.00	\$3,438.00
52-018-002 -- Carroll Farm Corp	Pasture and Hayland Planting	\$3,796.94	\$2,000.00	\$1,796.94
52-018-005 -- Brandon Dahlenburg	Pasture and Hayland Planting	\$679.90	\$509.93	\$169.97
52-018-006 -- Bobby C Karlin	Pasture and Hayland Planting	\$6,149.20	\$2,000.00	\$4,149.20
52-018-007 -- Eldon Hawkins	Pasture and Hayland Planting	\$2,029.11	\$1,500.00	\$529.11
52-018-008 -- Bryan Bayless	Pasture and Hayland Planting	\$3,486.76	\$2,000.00	\$1,486.76
52-018-009 -- Terrell Coffey	Pasture and Hayland Planting	\$20,737.05	\$2,000.00	\$18,737.05
52-018-010 -- Jimmie Cummings	Pasture and Hayland Planting	\$3,981.49	\$2,000.00	\$1,981.49
52-018-012 -- Peter Dougherty	Pasture and Hayland Planting	\$8,377.85	\$2,000.00	\$6,377.85
52-018-013 -- Dwight Majors	Pasture and Hayland Planting	\$4,746.09	\$2,000.00	\$2,746.09
52-018-014 -- Glen Harvey	Pasture and Hayland Planting	\$2,426.25	\$1,819.69	\$606.56
52-018-016 -- Michael Proctor	Pasture and Hayland Planting	\$2,735.80	\$2,000.00	\$735.80
52-018-017 -- Lena Mae Crabtree	Range Seeding	\$1,216.00	\$912.00	\$304.00
Total		\$65,800.44	\$22,741.62	\$43,058.82
Total Program Year 18 Allocation		\$30,000.00		
Total Amount Paid to Program Year 18 Participants		\$22,741.62		
Program Year 18 Balance		\$7,258.38		

Conservation Cost Share Program Locally Led -- Program Year 18

Allocation Period: March 6, 2017 - August 31, 2017

Program Year Completed: August 31, 2018

Conservation District: *North Fork of Red River*

Participant	Practice	Total of All Invoices	Amount of Claim	Participant's Amount
08-018-002 -- Glen Tignor	Pasture and Hayland Planting	\$4,000.00	\$2,000.00	\$2,000.00
08-018-004 -- Marvin Stewart	Pasture and Hayland Planting	\$4,845.00	\$2,422.50	\$2,422.50
08-018-006 -- Shawn SawyerAllison Family Trust	Fencing	\$1,413.60	\$706.80	\$706.80
	Total	\$10,258.60	\$5,129.30	\$5,129.30
Total Program Year 18 Allocation		\$18,340.78		
Total Amount Paid to Program Year 18 Participants		\$5,129.30		
Program Year 18 Balance		\$13,211.48		

Conservation Cost Share Program

Locally Led -- Program Year 18

Allocation Period: March 6, 2017 - August 31, 2017

Program Year Completed: August 31, 2018

Conservation District: *Nowata County*

Participant	Practice	Total of All Invoices	Amount of Claim	Participant's Amount
73-018-002 -- Ralph Douglas	Pond	\$3,400.00	\$2,500.00	\$900.00
73-018-003 -- John LambLamb Farms Inc	Pond	\$4,500.00	\$2,500.00	\$2,000.00
73-018-004 -- Mark L Huntington	Pond	\$4,002.50	\$2,500.00	\$1,502.50
73-018-005 -- Terry Laymon-Barnett	Pond	\$3,480.00	\$2,500.00	\$980.00
73-018-006 -- Jerry Fred Moore II	Pond	\$5,270.00	\$2,500.00	\$2,770.00
73-018-007 -- Mark Ross	Pond	\$3,400.00	\$2,500.00	\$900.00
73-018-008 -- Chad Sellers	Watering Facility	\$3,100.00	\$1,144.80	\$1,955.20
73-018-009 -- Lynn M Yirsa	Pipeline	\$1,930.10	\$1,447.58	\$482.52
	Watering Facility	\$1,487.59	\$915.84	\$571.75
73-018-010 -- Woody Teel	Brush Management	\$4,200.00	\$2,500.00	\$1,700.00
73-018-011 -- Michael & Mary Holland Family Trust	Brush Management	\$3,300.00	\$2,475.00	\$825.00
73-018-012 -- Barbara Dawson	Brush Management	\$3,000.00	\$2,250.00	\$750.00
73-018-013 -- Cheyenne B. Lee	Brush Management	\$2,000.00	\$1,500.00	\$500.00
73-018-014 -- Bob Willis	Brush Management	\$857.50	\$643.13	\$214.37
73-018-015 -- Sidney Little	Brush Management	\$2,500.00	\$1,508.40	\$991.60
Total		\$46,427.69	\$29,384.75	\$17,042.94
Total Program Year 18 Allocation		\$30,384.75		
Total Amount Paid to Program Year 18 Participants		\$29,384.75		
Program Year 18 Balance		\$1,000.00		

Conservation Cost Share Program Locally Led -- Program Year 18

Allocation Period: March 6, 2017 - August 31, 2017

Program Year Completed: August 31, 2018

Conservation District: *Okfuskee County*

Participant	Practice	Total of All Invoices	Amount of Claim	Participant's Amount
26-018-001 -- Samuel Hill	Pond	\$5,000.00	\$1,684.32	\$3,315.68
26-018-002 -- MV 'Skip' Matthews	Pond	\$10,639.20	\$3,333.33	\$7,305.87
26-018-004 -- Bill Shandy	Pond	\$5,700.00	\$3,333.33	\$2,366.67
26-018-006 -- Brenda Scarberry	Pond	\$7,500.00	\$3,052.83	\$4,447.17
26-018-007 -- Scott Hart	Pond	\$22,782.50	\$3,333.33	\$19,449.17
Total		\$51,621.70	\$14,737.14	\$36,884.56
Total Program Year 18 Allocation		\$26,036.91		
Total Amount Paid to Program Year 18 Participants		\$14,737.14		
Program Year 18 Balance		\$11,299.77		

Conservation Cost Share Program

Locally Led -- Program Year 18

Allocation Period: March 6, 2017 - August 31, 2017

Program Year Completed: August 31, 2018

Conservation District: *Oklahoma County*

Participant	Practice	Total of All Invoices	Amount of Claim	Participant's Amount
56-018-001 -- Clint Spencer	Brush Management	\$7,679.89	\$5,000.00	\$2,679.89
56-018-002 -- John Chrisman	Brush Management	\$2,500.00	\$1,096.52	\$1,403.48
	Well	\$2,880.00	\$2,160.00	\$720.00
56-018-003 -- Frank Walsh Jr	Brush Management	\$4,690.00	\$3,472.30	\$1,217.70
	Brush Management	\$2,010.00	\$1,473.35	\$536.65
56-018-004 -- Michael Little	Brush Management	\$1,997.55	\$1,001.92	\$995.63
	Brush Management	\$3,279.23	\$1,644.77	\$1,634.46
56-018-008 -- Terry Howard	Brush Management	\$832.00	\$294.68	\$537.32
	Brush Management	\$768.00	\$274.13	\$493.87
56-018-010 -- 3-R Farms LLC	Brush Management	\$7,140.00	\$5,000.00	\$2,140.00
56-018-011 -- Chris Roberts	Brush Management	\$6,800.00	\$5,000.00	\$1,800.00
	Total	\$40,576.67	\$26,417.67	\$14,159.00
Total Program Year 18 Allocation		\$38,369.38		
Total Amount Paid to Program Year 18 Participants		\$26,417.67		
Program Year 18 Balance		\$11,951.71		

Conservation Cost Share Program Locally Led -- Program Year 18

Allocation Period: March 6, 2017 - August 31, 2017

Program Year Completed: August 31, 2018

Conservation District: *Okmulgee County*

Participant	Practice	Total of All Invoices	Amount of Claim	Participant's Amount
41-018-001 -- Edward Pannell	Brush Management	\$2,000.00	\$1,359.46	\$640.54
	Fencing	\$3,850.00	\$2,887.50	\$962.50
41-018-003 -- Alan Lewis	Pond	\$1,680.00	\$1,260.00	\$420.00
41-018-004 -- Charles White	Pond	\$4,320.00	\$3,240.00	\$1,080.00
41-018-005 -- Leslie Lewis	Pond	\$2,415.00	\$1,811.25	\$603.75
41-018-006 -- Lee Pinkston	Herbaceous Weed Control	\$354.05	\$250.97	\$103.08
	Brush Management	\$3,125.00	\$2,284.35	\$840.65
	Brush Management	\$1,966.95	\$1,475.21	\$491.74
41-018-007 -- Melody Ennis	Brush Management	\$4,119.00	\$625.67	\$3,493.33
	Brush Management	\$4,422.90	\$2,364.90	\$2,058.00
	Brush Management	\$2,027.10	\$1,256.39	\$770.71
Total		\$30,280.00	\$18,815.70	\$11,464.30
Total Program Year 18 Allocation		\$32,503.72		
Total Amount Paid to Program Year 18 Participants		\$18,815.70		
Program Year 18 Balance		\$13,688.02		

Conservation Cost Share Program

Locally Led -- Program Year 18

Allocation Period: March 6, 2017 - August 31, 2017

Program Year Completed: August 31, 2018

Conservation District: *Osage County*

Participant	Practice	Total of All Invoices	Amount of Claim	Participant's Amount
69-018-001 -- Matt Loveless	Herbaceous Weed Control	\$10,300.24	\$5,000.00	\$5,300.24
69-018-002 -- David Chambers	Herbaceous Weed Control	\$13,254.50	\$5,000.00	\$8,254.50
69-018-003 -- Chuck Hall	Herbaceous Weed Control	\$8,180.00	\$4,090.00	\$4,090.00
69-018-004 -- John Kane	Herbaceous Weed Control	\$39,200.00	\$5,000.00	\$34,200.00
69-018-005 -- Jim Littleton	Herbaceous Weed Control	\$18,825.60	\$5,000.00	\$13,825.60
69-018-006 -- Martha Donelson Green	Herbaceous Weed Control	\$11,979.00	\$5,000.00	\$6,979.00
69-018-007 -- Earl Terhune	Herbaceous Weed Control	\$9,998.72	\$4,999.36	\$4,999.36
69-018-008 -- Laura Ihrig	Herbaceous Weed Control	\$5,694.30	\$2,847.15	\$2,847.15
69-018-009 -- F Ford Drummond	Herbaceous Weed Control	\$29,148.04	\$1,047.99	\$28,100.05
69-018-010 -- Roane Fowler	Herbaceous Weed Control	\$4,031.00	\$2,015.50	\$2,015.50
		Total	\$150,611.40	\$40,000.00
Total Program Year 18 Allocation				\$40,000.00
Total Amount Paid to Program Year 18 Participants				\$40,000.00
Program Year 18 Balance				\$0.00

Conservation Cost Share Program Locally Led -- Program Year 18

Allocation Period: March 6, 2017 - August 31, 2017

Program Year Completed: August 31, 2018

Conservation District: *Ottawa County*

Participant	Practice	Total of All Invoices	Amount of Claim	Participant's Amount
75-018-002 -- Kropp Farms LLC	Pond	\$4,629.78	\$3,472.34	\$1,157.44
75-018-003 -- Randy Busby	Brush Management	\$3,531.25	\$2,213.44	\$1,317.81
75-018-006 -- Michael Clogston	Pond	\$2,000.00	\$1,500.00	\$500.00
75-018-009 -- David Griswold	Brush Management	\$2,715.00	\$2,036.25	\$678.75
75-018-010 -- Henry Fellick	Grassed Waterway	\$4,972.53	\$2,930.15	\$2,042.38
75-018-012 -- David Sparkman	Brush Management	\$577.27	\$432.95	\$144.32
75-018-013 -- Robert Shelton	Pond	\$7,740.00	\$3,500.00	\$4,240.00
75-018-015 -- Cynthia Khosravian	Brush Management	\$750.00	\$562.50	\$187.50
75-018-016 -- Shawn Davis	Brush Management	\$4,760.00	\$3,500.00	\$1,260.00
		Total	\$31,675.83	\$20,147.63

Total Program Year 18 Allocation	\$30,712.62
Total Amount Paid to Program Year 18 Participants	\$20,147.63
Program Year 18 Balance	\$10,564.99

Conservation Cost Share Program Locally Led -- Program Year 18

Allocation Period: March 6, 2017 - August 31, 2017

Program Year Completed: August 31, 2018

Conservation District: *Pawnee County*

Participant	Practice	Total of All Invoices	Amount of Claim	Participant's Amount
77-018-001 -- Gary Parli	Pond	\$5,786.00	\$2,228.82	\$3,557.18
77-018-003 -- James David Donalson	Pond	\$10,110.40	\$3,000.00	\$7,110.40
77-018-004 -- Clarence Dallas	Herbaceous Weed Control	\$2,952.00	\$1,476.00	\$1,476.00
77-018-005 -- Sandra Lynn	Brush Management	\$5,850.00	\$2,925.00	\$2,925.00
77-018-006 -- Brenda Garret	Brush Management	\$1,300.00	\$304.58	\$995.42
77-018-008 -- Chris McAlister	Pond	\$5,265.92	\$2,632.96	\$2,632.96
77-018-009 -- Ronald 'Jody' Denny	Pond	\$7,407.62	\$3,000.00	\$4,407.62
77-018-013 -- Carol Linville	Brush Management	\$2,187.96	\$1,093.98	\$1,093.98
77-018-014 -- Robert Myers	Brush Management	\$2,250.81	\$1,125.41	\$1,125.40
Total		\$43,110.71	\$17,786.75	\$25,323.96
Total Program Year 18 Allocation		\$23,484.72		
Total Amount Paid to Program Year 18 Participants		\$17,786.75		
Program Year 18 Balance		\$5,697.97		

Conservation Cost Share Program

Locally Led -- Program Year 18

Allocation Period: March 6, 2017 - August 31, 2017

Program Year Completed: August 31, 2018

Conservation District: *Payne County*

Participant	Practice	Total of All Invoices	Amount of Claim	Participant's Amount
51-018-001 -- Albert Rutledge	Fencing	\$3,986.20	\$2,401.20	\$1,585.00
51-018-002 -- Max Myers	Brush Management	\$7,414.00	\$3,000.00	\$4,414.00
51-018-003 -- Gary Kent Rossander	Fencing	\$5,304.11	\$3,000.00	\$2,304.11
51-018-004 -- Roger Reinhardt	Brush Management	\$4,000.00	\$3,000.00	\$1,000.00
51-018-005 -- Dale Murphy	Fencing	\$5,502.24	\$3,000.00	\$2,502.24
51-018-006 -- Nellie Alderson	Pond	\$4,656.00	\$3,272.45	\$1,383.55
51-018-007 -- Carl Cook	Brush Management	\$4,225.00	\$3,000.00	\$1,225.00
51-018-008 -- Kyler Zetterberg	Fencing	\$4,236.32	\$2,282.88	\$1,953.44
51-018-010 -- Jody Morse	Brush Management	\$4,018.00	\$3,000.00	\$1,018.00
51-018-011 -- Bill Baker	Brush Management	\$2,776.25	\$1,474.00	\$1,302.25
51-018-012 -- Glenda Guest	Brush Management	\$4,200.00	\$1,001.91	\$3,198.09
51-018-013 -- Murphy Trust	Brush Management	\$2,980.00	\$1,239.53	\$1,740.47
51-018-015 -- Max Haken	Brush Management	\$3,500.00	\$2,056.00	\$1,444.00
51-018-016 -- Kylie Stowers	Brush Management	\$1,461.00	\$1,095.75	\$365.25
51-018-017 -- Greg Bowman	Pond	\$4,406.21	\$3,304.66	\$1,101.55
		Total	\$62,665.33	\$36,128.38
Total Program Year 18 Allocation		\$40,000.00		
Total Amount Paid to Program Year 18 Participants		\$36,128.38		
Program Year 18 Balance		\$3,871.62		

Conservation Cost Share Program

Locally Led -- Program Year 18

Allocation Period: March 6, 2017 - August 31, 2017

Program Year Completed: August 31, 2018

Conservation District: *Pittsburg County*

Participant	Practice	Total of All Invoices	Amount of Claim	Participant's Amount
10-018-101 -- Ricky Kerns	Pond	\$4,672.89	\$3,490.25	\$1,182.64
10-018-102 -- Carol Ed McMurtrey	Pond	\$4,360.84	\$3,270.63	\$1,090.21
10-018-112 -- Jimmy Russell	Pond	\$5,524.86	\$3,500.00	\$2,024.86
10-018-118 -- Mark Ichord	Pond	\$5,183.64	\$3,500.00	\$1,683.64
10-018-127 -- Freddie Browne	Pond	\$4,726.26	\$3,500.00	\$1,226.26
10-018-131 -- Robert Kerns	Pond	\$4,699.64	\$3,500.00	\$1,199.64
10-018-133 -- Marvin Wageman	Pond	\$7,545.56	\$3,500.00	\$4,045.56
10-018-135 -- Wallace Wilson	Pond	\$5,774.12	\$3,500.00	\$2,274.12
10-018-202 -- Thomas Irwin	Brush Management	\$3,640.00	\$2,000.00	\$1,640.00
10-018-208 -- John E Whetsel	Brush Management	\$3,014.21	\$2,000.00	\$1,014.21
10-018-211 -- Jeff Irwin	Brush Management	\$3,640.00	\$2,000.00	\$1,640.00
10-018-212 -- Tobe Irwin	Brush Management	\$3,640.00	\$2,000.00	\$1,640.00
10-018-234 -- Eddie Harper	Brush Management	\$4,722.00	\$2,000.00	\$2,722.00
10-018-236 -- Don Roberts	Brush Management	\$3,384.10	\$2,000.00	\$1,384.10
		Total	\$64,528.12	\$39,760.88
Total Program Year 18 Allocation		\$40,000.00		
Total Amount Paid to Program Year 18 Participants		\$39,760.88		
Program Year 18 Balance		\$239.12		

Conservation Cost Share Program Locally Led -- Program Year 18

Allocation Period: March 6, 2017 - August 31, 2017

Program Year Completed: August 31, 2018

Conservation District: *Pontotoc County*

Participant	Practice	Total of All Invoices	Amount of Claim	Participant's Amount
85-018-001 -- Larry Joe Kelley	Brush Management	\$10,185.00	\$5,000.00	\$5,185.00
85-018-002 -- Scot Reeves	Pipeline	\$4,621.00	\$3,465.75	\$1,155.25
	Watering Facility	\$2,025.34	\$835.92	\$1,189.42
85-018-004 -- Bruce David Scott	Fencing	\$6,587.17	\$4,593.60	\$1,993.57
85-018-006 -- Nathan Hunt	Pond	\$8,167.50	\$5,000.00	\$3,167.50
85-018-008 -- Alfred Rothell	Brush Management	\$9,187.50	\$5,000.00	\$4,187.50
	Total	\$40,773.51	\$23,895.27	\$16,878.24
Total Program Year 18 Allocation		\$31,037.50		
Total Amount Paid to Program Year 18 Participants		\$23,895.27		
Program Year 18 Balance		\$7,142.23		

Conservation Cost Share Program Locally Led -- Program Year 18

Allocation Period: March 6, 2017 - August 31, 2017

Program Year Completed: August 31, 2018

Conservation District: *Pushmataha*

Participant	Practice	Total of All Invoices	Amount of Claim	Participant's Amount
44-018-001 -- Howard Bayett	Fencing	\$4,743.90	\$3,000.00	\$1,743.90
44-018-002 -- Ray Kindred	Fencing	\$2,430.00	\$1,814.82	\$615.18
	Well	\$4,400.00	\$3,185.18	\$1,214.82
44-018-003 -- Tye Landreth	Fencing	\$4,952.60	\$3,000.00	\$1,952.60
44-018-005 -- JoAnn Matthews	Fencing	\$3,255.72	\$2,441.79	\$813.93
44-018-006 -- David Boone	Pond	\$3,000.00	\$990.99	\$2,009.01
44-018-007 -- Steve Powers	Well	\$4,493.72	\$3,370.29	\$1,123.43
	Brush Management	\$699.50	\$524.63	\$174.87
44-018-008 -- Louise A Redman	Fencing	\$5,373.75	\$3,000.00	\$2,373.75
44-018-009 -- Calvin Smith	Pumping Plant	\$3,345.93	\$1,405.78	\$1,940.15
	Total	\$36,695.12	\$22,733.48	\$13,961.64
Total Program Year 18 Allocation		\$34,464.85		
Total Amount Paid to Program Year 18 Participants		\$22,733.48		
Program Year 18 Balance		\$11,731.37		

Conservation Cost Share Program Locally Led -- Program Year 18

Allocation Period: March 6, 2017 - August 31, 2017

Program Year Completed: August 31, 2018

Conservation District: *Rogers County*

Participant	Practice	Total of All Invoices	Amount of Claim	Participant's Amount
54-018-002 -- Donna McSpadden	Pond	\$3,602.50	\$2,092.33	\$1,510.17
54-018-003 -- Keith Louderback	Pond	\$3,540.00	\$2,124.00	\$1,416.00
54-018-004 -- David Stephenson	Pond	\$4,000.00	\$2,250.00	\$1,750.00
54-018-005 -- Michael Taylor	Pond	\$4,000.00	\$2,250.00	\$1,750.00
54-018-006 -- Derek Sullins	Pond	\$6,602.50	\$2,250.00	\$4,352.50
54-018-008 -- Jack R Underwood	Pond	\$4,000.00	\$2,250.00	\$1,750.00
54-018-009 -- Tony Parker	Pond	\$1,700.85	\$968.48	\$732.37
Total		\$27,445.85	\$14,184.81	\$13,261.04
Total Program Year 18 Allocation		\$25,608.56		
Total Amount Paid to Program Year 18 Participants		\$14,184.81		
Program Year 18 Balance		\$11,423.75		

Conservation Cost Share Program Locally Led -- Program Year 18

Allocation Period: March 6, 2017 - August 31, 2017

Program Year Completed: August 31, 2018

Conservation District: *Seminole County*

Participant	Practice	Total of All Invoices	Amount of Claim	Participant's Amount
29-018-001 -- 4A Farms LLC	Brush Management	\$6,000.00	\$4,000.00	\$2,000.00
29-018-002 -- Steve Brinker	Brush Management	\$5,400.00	\$4,000.00	\$1,400.00
29-018-003 -- Paul Carpenter	Brush Management	\$6,625.00	\$4,000.00	\$2,625.00
29-018-004 -- Will Grant	Brush Management	\$6,000.00	\$4,000.00	\$2,000.00
29-018-005 -- William Harrison	Brush Management	\$6,000.00	\$4,000.00	\$2,000.00
29-018-006 -- Randall Lehman	Brush Management	\$6,025.00	\$4,000.00	\$2,025.00
29-018-007 -- Steve Olsen	Brush Management	\$6,170.00	\$4,000.00	\$2,170.00
29-018-008 -- Trent Patterson	Brush Management	\$6,625.00	\$4,000.00	\$2,625.00
29-018-009 -- Jimmy Williams	Brush Management	\$6,300.00	\$4,000.00	\$2,300.00
		Total	\$55,145.00	\$36,000.00
Total Program Year 18 Allocation				\$35,000.00
Total Amount Paid to Program Year 18 Participants				\$36,000.00
Program Year 18 Balance				(\$1,000.00)

Conservation Cost Share Program

Locally Led -- Program Year 18

Allocation Period: March 6, 2017 - August 31, 2017

Program Year Completed: August 31, 2018

Conservation District: *Sequoyah County*

Participant	Practice	Total of All Invoices	Amount of Claim	Participant's Amount
39-018-001 -- Nhia Long Her	Pond	\$4,800.00	\$2,722.50	\$2,077.50
39-018-002 -- Joni Couch	Pond	\$3,400.00	\$2,550.00	\$850.00
39-018-003 -- Jerry Brooks	Brush Management	\$1,535.89	\$1,100.00	\$435.89
39-018-004 -- Tony Barrow	Brush Management	\$1,515.95	\$1,100.00	\$415.95
39-018-005 -- Ted Fine	Brush Management	\$676.96	\$500.00	\$176.96
39-018-006 -- Stanley Cottrell	Brush Management	\$1,743.00	\$1,100.00	\$643.00
39-018-007 -- Brandon Risley	Brush Management	\$1,864.00	\$1,100.00	\$764.00
39-018-008 -- Ronnie Dean	Brush Management	\$2,391.71	\$1,100.00	\$1,291.71
39-018-009 -- Jamie Croley	Brush Management	\$1,780.00	\$1,100.00	\$680.00
39-018-010 -- Glen Smithson	Brush Management	\$1,519.00	\$1,100.00	\$419.00
39-018-011 -- Jesse Fargo	Brush Management	\$1,810.00	\$1,100.00	\$710.00
39-018-012 -- Richard Neal	Brush Management	\$2,152.00	\$1,100.00	\$1,052.00
39-018-013 -- Larry Bruce Tabor	Brush Management	\$4,237.84	\$1,100.00	\$3,137.84
39-018-014 -- Darlus Edwards	Brush Management	\$1,506.28	\$1,100.00	\$406.28
39-018-015 -- Dave Cox	Brush Management	\$1,742.79	\$1,100.00	\$642.79
39-018-016 -- Stanley Looper	Brush Management	\$1,505.65	\$1,100.00	\$405.65
39-018-017 -- Rocky Teague	Brush Management	\$1,512.60	\$1,100.00	\$412.60
39-018-018 -- Kyle Hyer	Brush Management	\$1,839.65	\$1,100.00	\$739.65
39-018-019 -- Ernie Fouts	Brush Management	\$1,821.26	\$1,100.00	\$721.26
39-018-020 -- Terrell Shamblin	Brush Management	\$1,910.43	\$1,100.00	\$810.43
39-018-022 -- Brooks Farms	Pond	\$3,300.00	\$2,143.52	\$1,156.48
39-018-023 -- Robbie Gipson	Brush Management	\$1,839.92	\$1,100.00	\$739.92
Total Program Year 18 Allocation		\$28,086.23		
Total Amount Paid to Program Year 18 Participants		\$27,716.02		
Program Year 18 Balance		\$370.21		
		Total	\$46,404.93	\$27,716.02
			\$18,688.91	

Conservation Cost Share Program Locally Led -- Program Year 18

Allocation Period: March 6, 2017 - August 31, 2017

Program Year Completed: August 31, 2018

Conservation District: *Shawnee*

Participant	Practice	Total of All Invoices	Amount of Claim	Participant's Amount
34-018-001 -- Christopher Nipper	Brush Management	\$4,933.28	\$2,500.00	\$2,433.28
34-018-002 -- Mike Ramsey	Brush Management	\$4,122.50	\$1,462.02	\$2,660.48
34-018-003 -- Jack Clark	Brush Management	\$5,600.00	\$2,500.00	\$3,100.00
34-018-004 -- Ben Falcon	Brush Management	\$3,400.00	\$2,500.00	\$900.00
34-018-005 -- Lance Compton	Brush Management	\$7,344.33	\$2,500.00	\$4,844.33
34-018-006 -- Jackline Mankin	Brush Management	\$4,080.00	\$2,500.00	\$1,580.00
34-018-007 -- Clifford Smith	Well	\$4,567.96	\$2,500.00	\$2,067.96
34-018-008 -- John Raymond Utter Jr	Well	\$3,895.00	\$2,500.00	\$1,395.00
34-018-012 -- Gary Macri	Brush Management	\$3,215.00	\$1,037.98	\$2,177.02
		Total	\$41,158.07	\$20,000.00
Total Program Year 18 Allocation		\$25,000.00		
Total Amount Paid to Program Year 18 Participants		\$20,000.00		
Program Year 18 Balance		\$5,000.00		

Conservation Cost Share Program

Locally Led -- Program Year 18

Allocation Period: March 6, 2017 - August 31, 2017

Program Year Completed: August 31, 2018

Conservation District: *South Caddo*

Participant	Practice	Total of All Invoices	Amount of Claim	Participant's Amount
57-018-001 -- Dinse Family Trust	Range Seeding	\$3,453.91	\$2,500.00	\$953.91
57-018-003 -- Charles Lisenbery	Pasture and Hayland Planting	\$9,035.92	\$2,500.00	\$6,535.92
57-018-004 -- Betty Sage	Pasture and Hayland Planting	\$2,646.92	\$1,985.19	\$661.73
57-018-006 -- Kelly Callis	Pasture and Hayland Planting	\$1,745.20	\$1,308.90	\$436.30
57-018-007 -- Myrtle Stevens	Pasture and Hayland Planting	\$10,976.00	\$2,500.00	\$8,476.00
57-018-008 -- Myra Mogg	Pasture and Hayland Planting	\$651.57	\$488.68	\$162.89
57-018-009 -- Kenneth Loveless	Pasture and Hayland Planting	\$1,597.68	\$1,198.26	\$399.42
57-018-010 -- Brad Freie	Pasture and Hayland Planting	\$14,327.01	\$2,500.00	\$11,827.01
57-018-011 -- Sam Craven	Pasture and Hayland Planting	\$2,629.67	\$1,972.25	\$657.42
57-018-012 -- Trae Koch	Pasture and Hayland Planting	\$4,003.50	\$2,500.00	\$1,503.50
57-018-014 -- Alfred Smith	Range Seeding	\$2,635.60	\$1,976.74	\$658.86
57-018-015 -- Catherine Farr	Brush Management	\$1,528.38	\$342.65	\$1,185.73
	Brush Management	\$1,971.62	\$442.02	\$1,529.60
57-018-016 -- Sara Harrison	Brush Management	\$3,900.00	\$2,500.00	\$1,400.00
57-018-017 -- Charles Dries	Brush Management	\$4,125.00	\$1,650.22	\$2,474.78
57-018-018 -- Derek Cochran	Brush Management	\$3,425.00	\$2,500.00	\$925.00
57-018-019 -- Bobbie Plummer	Brush Management	\$4,375.00	\$2,500.00	\$1,875.00
57-018-020 -- Lance Goucher	Brush Management	\$3,750.00	\$2,500.00	\$1,250.00
57-018-022 -- Grant Brower	Brush Management	\$2,750.00	\$2,062.50	\$687.50
57-018-023 -- Larry Winchester	Brush Management	\$1,050.00	\$677.77	\$372.23
57-018-024 -- Rickey Stevens	Brush Management	\$7,500.00	\$2,500.00	\$5,000.00
57-018-025 -- Dean Clay	Brush Management	\$1,380.00	\$894.82	\$485.18
Total Program Year 18 Allocation		\$40,000.00		
Total Amount Paid to Program Year 18 Participants		\$40,000.00		
Program Year 18 Balance		\$0.00		
		Total	\$89,457.98	\$40,000.00
			\$49,457.98	

Conservation Cost Share Program Locally Led -- Program Year 18

Allocation Period: March 6, 2017 - August 31, 2017

Program Year Completed: August 31, 2018

Conservation District: *Stephens County*

Participant	Practice	Total of All Invoices	Amount of Claim	Participant's Amount
12-018-003 -- Ronald G Meador	Pasture and Hayland Planting	\$4,240.60	\$3,180.45	\$1,060.15
12-018-004 -- Bill Sorrell	Pasture and Hayland Planting	\$3,891.00	\$2,822.81	\$1,068.19
12-018-005 -- James Howard	Pipeline	\$1,286.31	\$964.73	\$321.58
	Fencing	\$1,884.27	\$1,061.40	\$822.87
12-018-007 -- Richard Nunn	Pumping Plant	\$1,292.98	\$969.74	\$323.24
	Well	\$3,960.00	\$2,970.00	\$990.00
12-018-008 -- Barbara Adams	Pumping Plant	\$1,427.92	\$1,070.94	\$356.98
	Well	\$2,520.00	\$1,890.00	\$630.00
12-018-010 -- Ray Howell Revocable Trust	Fencing	\$5,501.20	\$4,125.00	\$1,376.20
12-018-011 -- James Clark	Fencing	\$12,618.63	\$400.00	\$12,218.63
	Fencing	\$12,618.63	\$4,600.00	\$8,018.63
12-018-013 -- James Morgan	Fencing	\$5,359.54	\$3,384.30	\$1,975.24
12-018-014 -- Jimmy Diehl	Fencing	\$6,079.80	\$4,506.60	\$1,573.20
Total		\$62,680.88	\$31,945.97	\$30,734.91
Total Program Year 18 Allocation		\$40,000.00		
Total Amount Paid to Program Year 18 Participants		\$31,945.97		
Program Year 18 Balance		\$8,054.03		

Conservation Cost Share Program

Locally Led -- Program Year 18

Allocation Period: March 6, 2017 - August 31, 2017

Program Year Completed: August 31, 2018

Conservation District: *Talihina*

Participant	Practice	Total of All Invoices	Amount of Claim	Participant's Amount	
74-018-001 -- Raymond Shane Griffith	Fencing	\$2,701.80	\$2,000.00	\$701.80	
74-018-003 -- Roy Griffith	Fencing	\$2,713.38	\$2,000.00	\$713.38	
74-018-004 -- Jim Harrison	Brush Management	\$2,671.92	\$2,000.00	\$671.92	
74-018-005 -- Tim Holt	Fencing	\$3,149.32	\$2,000.00	\$1,149.32	
74-018-006 -- Bill Culley	Herbaceous Weed Control	\$2,847.50	\$2,000.00	\$847.50	
74-018-007 -- Xavier Joseph	Pond	\$5,500.00	\$2,000.00	\$3,500.00	
74-018-008 -- Todd Culley	Herbaceous Weed Control	\$5,342.60	\$2,000.00	\$3,342.60	
74-018-009 -- Duane Culley	Herbaceous Weed Control	\$3,849.00	\$2,000.00	\$1,849.00	
74-018-010 -- Danny Frazier	Brush Management	\$2,800.00	\$2,000.00	\$800.00	
74-018-011 -- Larry Dresser	Pasture and Hayland Planting	\$2,611.00	\$1,829.61	\$781.39	
74-018-012 -- T J Martin	Cover Crop	\$2,750.00	\$2,000.00	\$750.00	
74-018-013 -- Andrew Griffin	Herbaceous Weed Control	\$2,163.92	\$1,617.33	\$546.59	
74-018-014 -- Scotty Russell	Herbaceous Weed Control	\$2,700.00	\$1,896.18	\$803.82	
74-018-015 -- Randy Fields	Pond	\$3,744.45	\$2,000.00	\$1,744.45	
74-018-016 -- Bryan Mings	Brush Management	\$1,825.00	\$1,368.75	\$456.25	
74-018-017 -- Jason Kennedy	Pond	\$2,802.80	\$2,000.00	\$802.80	
74-018-018 -- James Harrison Jr	Pond	\$2,741.75	\$1,809.56	\$932.19	
74-018-019 -- Tom Putman	Fencing	\$6,448.00	\$2,000.00	\$4,448.00	
		Total	\$59,362.44	\$34,521.43	\$24,841.01
Total Program Year 18 Allocation		\$35,780.84			
Total Amount Paid to Program Year 18 Participants		\$34,521.43			
Program Year 18 Balance		\$1,259.41			

Conservation Cost Share Program Locally Led -- Program Year 18

Allocation Period: March 6, 2017 - August 31, 2017

Program Year Completed: August 31, 2018

Conservation District: *Texas County*

Participant	Practice	Total of All Invoices	Amount of Claim	Participant's Amount
46-018-001 -- Teri Bellar	Well	\$7,100.00	\$5,000.00	\$2,100.00
46-018-002 -- Gary Davison	Watering Facility	\$1,275.94	\$956.96	\$318.98
	Heavy Use Area Protection	\$480.00	\$159.33	\$320.67
46-018-003 -- John Fast	Heavy Use Area Protection	\$1,166.00	\$874.50	\$291.50
	Watering Facility	\$6,100.00	\$3,304.80	\$2,795.20
46-018-004 -- Clyde Fischer	Pumping Plant	\$6,659.91	\$4,994.93	\$1,664.98
46-018-005 -- Wendall Wehmeier	Pumping Plant	\$4,608.39	\$3,456.29	\$1,152.10
46-018-007 -- Fred Gift	Pumping Plant	\$3,884.00	\$2,913.00	\$971.00
46-018-008 -- Mike Lambley	Pipeline	\$7,032.20	\$4,383.50	\$2,648.70
46-018-010 -- James Greene	Brush Management	\$12,694.18	\$5,000.00	\$7,694.18
	Total	\$51,000.62	\$31,043.31	\$19,957.31
Total Program Year 18 Allocation		\$38,740.00		
Total Amount Paid to Program Year 18 Participants		\$31,043.31		
Program Year 18 Balance		\$7,696.69		

Conservation Cost Share Program

Locally Led -- Program Year 18

Allocation Period: March 6, 2017 - August 31, 2017

Program Year Completed: August 31, 2018

Conservation District: *Tillman County*

Participant	Practice	Total of All Invoices	Amount of Claim	Participant's Amount
31-018-001 -- Roy Wayne Woodward	Pasture and Hayland Planting	\$1,567.80	\$1,175.85	\$391.95
31-018-003 -- Christy Collins	Range Seeding	\$3,391.88	\$2,543.91	\$847.97
31-018-004 -- Jerry Tucker	Pasture and Hayland Planting	\$3,826.16	\$2,869.62	\$956.54
31-018-005 -- Worthington Cattle Co LLP	Pasture and Hayland Planting	\$1,854.80	\$1,391.10	\$463.70
31-018-005 -- Shea Woodall	Pasture and Hayland Planting	\$3,531.90	\$2,648.93	\$882.97
31-018-005 -- Tommy Challaeombe	Pasture and Hayland Planting	\$1,150.00	\$862.50	\$287.50
31-018-007 -- Jacobs Brothers	Pasture and Hayland Planting	\$9,921.00	\$5,000.00	\$4,921.00
31-018-011 -- Frank Allen	Pasture and Hayland Planting	\$2,850.05	\$2,137.54	\$712.51
31-018-012 -- Roger Heag	Pasture and Hayland Planting	\$5,504.90	\$4,128.68	\$1,376.22
31-018-013 -- Daniel Coffin	Pasture and Hayland Planting	\$2,589.00	\$1,941.75	\$647.25
31-018-014 -- Alan Hill	Pasture and Hayland Planting	\$5,467.00	\$4,100.25	\$1,366.75
31-018-015 -- Mark Jones	Pasture and Hayland Planting	\$2,805.00	\$2,103.75	\$701.25
		Total	\$44,459.49	\$30,903.88
Total Program Year 18 Allocation				\$42,811.01
Total Amount Paid to Program Year 18 Participants				\$30,903.88
Program Year 18 Balance				\$11,907.13

Conservation Cost Share Program

Locally Led -- Program Year 18

Allocation Period: March 6, 2017 - August 31, 2017

Program Year Completed: August 31, 2018

Conservation District: *Tulsa County*

Participant	Practice	Total of All Invoices	Amount of Claim	Participant's Amount
02-018-001 -- Ron Clark	Herbaceous Weed Control	\$7,280.00	\$5,000.00	\$2,280.00
02-018-003 -- Bruce E Galbierz	Herbaceous Weed Control	\$675.00	\$418.28	\$256.72
02-018-004 -- Aaron Kern	Cover Crop	\$7,334.60	\$5,000.00	\$2,334.60
02-018-005 -- Tony Warford	Pasture and Hayland Planting	\$4,196.05	\$3,147.04	\$1,049.01
02-018-008 -- James Adkins	Pond	\$3,380.00	\$2,464.02	\$915.98
	Pond	\$3,380.00	\$2,464.02	\$915.98
02-018-010 -- Brian Tucker	Pipeline	\$3,150.00	\$2,272.50	\$877.50
	Pipeline	\$1,362.50	\$819.98	\$542.52
	Pipeline	\$1,323.22	\$931.68	\$391.54
	Pipeline	\$52.50	\$39.38	\$13.12
Total		\$32,133.87	\$22,556.90	\$9,576.97
Total Program Year 18 Allocation		\$42,844.20		
Total Amount Paid to Program Year 18 Participants		\$22,556.90		
Program Year 18 Balance		\$20,287.30		

Conservation Cost Share Program Locally Led -- Program Year 18

Allocation Period: March 6, 2017 - August 31, 2017

Program Year Completed: August 31, 2018

Conservation District: *Upper Washita*

Participant	Practice	Total of All Invoices	Amount of Claim	Participant's Amount
07-018-001 -- Kathy Thomas	Pipeline	\$6,714.10	\$2,500.00	\$4,214.10
07-018-002 -- Phillip Thomas	Pipeline	\$3,227.10	\$2,420.33	\$806.77
07-018-003 -- Hal Werner	Diversion	\$4,300.00	\$1,228.44	\$3,071.56
07-018-005 -- Tim Bryan	Diversion	\$1,200.00	\$836.94	\$363.06
07-018-006 -- Michael Boyd	Well	\$3,669.60	\$2,500.00	\$1,169.60
07-018-008 -- Jerry Cockrell	Well	\$4,561.30	\$2,500.00	\$2,061.30
07-018-009 -- Brian Smith	Pipeline	\$1,843.33	\$1,382.49	\$460.84
07-018-010 -- J G Bachmann	Well	\$2,500.00	\$1,875.00	\$625.00
07-018-011 -- Virginia Kelley	Pumping Plant	\$3,266.12	\$2,449.59	\$816.53
07-018-012 -- Quail Flats, LLC	Well	\$4,330.01	\$2,500.00	\$1,830.01
Total		\$35,611.56	\$20,192.79	\$15,418.77
Total Program Year 18 Allocation		\$27,630.00		
Total Amount Paid to Program Year 18 Participants		\$20,192.79		
Program Year 18 Balance		\$7,437.21		

Conservation Cost Share Program

Locally Led -- Program Year 18

Allocation Period: March 6, 2017 - August 31, 2017

Program Year Completed: August 31, 2018

Conservation District: *Wagoner County*

Participant	Practice	Total of All Invoices	Amount of Claim	Participant's Amount
22-018-001 -- Jim White	Pond	\$2,600.00	\$1,950.00	\$650.00
	Fencing	\$1,715.55	\$1,050.00	\$665.55
22-018-002 -- Justin Richardson	Pond	\$2,807.50	\$2,038.25	\$769.25
22-018-003 -- Anthony Coblentz	Pond	\$9,200.00	\$3,000.00	\$6,200.00
22-018-004 -- William 'Jeff' Lancaster	Brush Management	\$5,000.00	\$3,000.00	\$2,000.00
22-018-005 -- Justin Hargrove	Pond	\$5,000.00	\$3,000.00	\$2,000.00
22-018-006 -- Kevin Wright	Herbaceous Weed Control	\$600.00	\$418.28	\$181.72
22-018-007 -- Phillip Foster	Brush Management	\$8,245.00	\$3,000.00	\$5,245.00
22-018-008 -- Janet Froeb	Brush Management	\$3,000.00	\$707.24	\$2,292.76
22-018-009 -- Dusty Martin	Brush Management	\$4,000.00	\$2,046.83	\$1,953.17
22-018-010 -- Dennis Dorr	Brush Management	\$7,500.00	\$3,000.00	\$4,500.00
22-018-011 -- Fred Combites Jr	Pond	\$5,200.00	\$3,000.00	\$2,200.00
22-018-012 -- Dennis Jones	Fencing	\$2,143.75	\$1,607.81	\$535.94
	Pond	\$2,612.50	\$1,392.19	\$1,220.31
22-018-013 -- Clayton Schwab	Herbaceous Weed Control	\$4,007.50	\$3,000.00	\$1,007.50
22-018-014 -- Paul Balenti	Herbaceous Weed Control	\$1,462.90	\$780.78	\$682.12
22-018-015 -- Elizabeth White	Herbaceous Weed Control	\$4,773.96	\$3,000.00	\$1,773.96
		Total	\$69,868.66	\$35,991.38
Total Program Year 18 Allocation		\$38,239.91		
Total Amount Paid to Program Year 18 Participants		\$35,991.38		
Program Year 18 Balance		\$2,248.53		

Conservation Cost Share Program Locally Led -- Program Year 18

Allocation Period: March 6, 2017 - August 31, 2017

Program Year Completed: August 31, 2018

Conservation District: *Washita County*

Participant	Practice	Total of All Invoices	Amount of Claim	Participant's Amount
86-018-001 -- Dirk Webb	Pasture and Hayland Planting	\$2,600.00	\$1,950.00	\$650.00
86-018-002 -- Landry Howell	Cover Crop	\$5,633.27	\$2,000.00	\$3,633.27
86-018-003 -- Jason Dudgeon	Cover Crop	\$4,324.28	\$2,000.00	\$2,324.28
86-018-004 -- Jack Sawatzky	Grassed Waterway	\$2,762.50	\$1,395.31	\$1,367.19
86-018-005 -- Rodney Edler	Well	\$4,853.75	\$2,000.00	\$2,853.75
86-018-006 -- A F Smith	Grassed Waterway	\$1,400.00	\$976.72	\$423.28
86-018-007 -- Steven Peterson	Cover Crop	\$2,170.00	\$1,627.50	\$542.50
86-018-008 -- Eddie and Chevie Brown LLC	Cover Crop	\$5,304.40	\$2,000.00	\$3,304.40
86-018-010 -- Jeff Sawatzky	Grassed Waterway	\$1,300.00	\$975.00	\$325.00
	Critical Area Planting	\$600.00	\$211.95	\$388.05
86-018-011 -- Alan Hull	Pasture and Hayland Planting	\$2,913.63	\$2,000.00	\$913.63
86-018-012 -- Keith Koch	Brush Management	\$2,580.00	\$1,935.00	\$645.00
	Total	\$36,441.83	\$19,071.48	\$17,370.35
Total Program Year 18 Allocation		\$26,312.75		
Total Amount Paid to Program Year 18 Participants		\$19,071.48		
Program Year 18 Balance		\$7,241.27		

Conservation Cost Share Program

Locally Led -- Program Year 18

Allocation Period: March 6, 2017 - August 31, 2017

Program Year Completed: August 31, 2018

Conservation District: *West Caddo*

Participant	Practice	Total of All Invoices	Amount of Claim	Participant's Amount
89-018-001 -- CM Farms	Pasture and Hayland Planting	\$5,618.03	\$2,500.00	\$3,118.03
89-018-002 -- Verna O Smith LLC	Range Seeding	\$2,812.50	\$2,109.38	\$703.12
89-018-003 -- Lauren Metz	Range Seeding	\$1,236.24	\$927.18	\$309.06
89-018-005 -- Tracey Plaster	Range Seeding	\$2,008.00	\$1,506.00	\$502.00
89-018-006 -- Roland Farms	Pasture and Hayland Planting	\$4,050.00	\$2,500.00	\$1,550.00
89-018-007 -- Kent Orrell	Pasture and Hayland Planting	\$3,771.00	\$2,500.00	\$1,271.00
89-018-011 -- Duane Stevens	Pasture and Hayland Planting	\$3,759.00	\$2,500.00	\$1,259.00
89-018-012 -- Walter Owen	Pasture and Hayland Planting	\$1,936.80	\$1,452.60	\$484.20
89-018-014 -- Colleen Courtney	Pasture and Hayland Planting	\$3,900.00	\$2,500.00	\$1,400.00
89-018-015 -- Ernie Mickley	Pasture and Hayland Planting	\$7,340.40	\$2,500.00	\$4,840.40
89-018-016 -- Erman & Erman	Pasture and Hayland Planting	\$2,076.50	\$1,557.38	\$519.12
89-018-017 -- Geary Campbell	Pasture and Hayland Planting	\$7,062.73	\$2,500.00	\$4,562.73
89-018-018 -- Richard Vail	Pasture and Hayland Planting	\$1,546.00	\$1,159.50	\$386.50
89-018-019 -- Brent Dorsey	Pasture and Hayland Planting	\$3,016.90	\$2,262.68	\$754.22
89-018-020 -- Greg Little	Pasture and Hayland Planting	\$1,574.40	\$1,180.80	\$393.60
89-018-021 -- Tracy Whitley	Pasture and Hayland Planting	\$6,383.45	\$2,500.00	\$3,883.45
89-018-022 -- Clint Mindemann	Pasture and Hayland Planting	\$2,682.03	\$2,011.52	\$670.51
		Total	\$60,773.98	\$34,167.04
Total Program Year 18 Allocation				\$35,788.83
Total Amount Paid to Program Year 18 Participants				\$34,167.04
Program Year 18 Balance				\$1,621.79

Conservation Cost Share Program Locally Led -- Program Year 18

Allocation Period: March 6, 2017 - August 31, 2017

Program Year Completed: August 31, 2018

Conservation District: *Woods County*

Participant	Practice	Total of All Invoices	Amount of Claim	Participant's Amount
70-018-001 -- Hal Ferguson	Pasture and Hayland Planting	\$5,562.00	\$4,171.50	\$1,390.50
70-018-002 -- Mike Stevens	Pasture and Hayland Planting	\$1,204.60	\$903.45	\$301.15
70-018-003 -- Rodney Vogts	Pasture and Hayland Planting	\$3,638.00	\$2,728.50	\$909.50
70-018-005 -- Ben Orcutt	Well	\$4,570.00	\$3,427.50	\$1,142.50
70-018-006 -- John Haworth	Well	\$1,860.00	\$1,395.00	\$465.00
70-018-007 -- Rose Blunk	Well	\$14,750.00	\$5,000.00	\$9,750.00
70-018-008 -- Neilan Dietz	Brush Management	\$7,000.00	\$5,000.00	\$2,000.00
70-018-009 -- Verleta Eckels	Brush Management	\$6,752.00	\$5,000.00	\$1,752.00
70-018-026 -- Smith Family Trust	Brush Management	\$7,520.00	\$5,000.00	\$2,520.00
Total		\$52,856.60	\$32,625.95	\$20,230.65
Total Program Year 18 Allocation		\$36,930.25		
Total Amount Paid to Program Year 18 Participants		\$32,625.95		
Program Year 18 Balance		\$4,304.30		

Conservation Cost Share Program

Locally Led -- Program Year 18

Allocation Period: March 6, 2017 - August 31, 2017

Program Year Completed: August 31, 2018

Conservation District: ***Woodward County***

Participant	Practice	Total of All Invoices	Amount of Claim	Participant's Amount
58-018-001 -- Feerer & Feerer, Inc	Well	\$2,645.00	\$1,983.75	\$661.25
58-018-002 -- Wesley Crain	Well	\$4,000.00	\$3,000.00	\$1,000.00
58-018-003 -- Glen Schickedanz	Pumping Plant	\$5,480.00	\$4,110.00	\$1,370.00
58-018-004 -- Jeff Kenny	Pumping Plant	\$5,400.00	\$3,473.72	\$1,926.28
58-018-005 -- Feerer & Feerer, Inc	Pumping Plant	\$4,800.00	\$3,016.25	\$1,783.75
58-018-006 -- Steve Lively	Pasture and Hayland Planting	\$4,523.50	\$3,392.63	\$1,130.87
58-018-007 -- Larry Borth	Pasture and Hayland Planting	\$1,204.00	\$903.00	\$301.00
58-018-008 -- Gleed Fenton	Pasture and Hayland Planting	\$5,690.03	\$4,267.52	\$1,422.51
58-018-009 -- Darren Cotton	Pumping Plant	\$4,000.00	\$3,000.00	\$1,000.00
58-018-010 -- James Grabau	Pumping Plant	\$4,500.00	\$3,375.00	\$1,125.00
58-018-011 -- Johnny Edwards	Pumping Plant	\$4,200.00	\$3,150.00	\$1,050.00
		Total	\$46,442.53	\$33,671.87
Total Program Year 18 Allocation		\$34,324.68		
Total Amount Paid to Program Year 18 Participants		\$33,671.87		
Program Year 18 Balance		\$652.81		