

Oklahoma

9-1-1

Management Authority

MARCH 4, 2021

1:30PM

OKLAHOMA 9-1-1 MANAGEMENT AUTHORITY
REGULAR MEETING AGENDA
Thursday, March 4, 2021 at 1:30 PM

Conducted by Video Teleconference

The Board may discuss, vote to approve, vote to disapprove, vote to table, change the sequence of any agenda item, or vote to strike or not discuss any agenda item. Any conflicts of interest on any agenda item must be disclosed prior to discussion of that item and that board member must recuse from voting on it.

This regular meeting is being held consistent with the amendments to the Open Meeting Act, 25 O.S. 2011, § 301 et seq., signed into law by Gov. Stitt on Wednesday, February 10, 2021. See Senate Bill 1031, 2021



Call Information for the March Meeting of the Oklahoma 9-1-1 Management Authority

<https://okem.webex.com/okem/j.php?MTID=m52a34b3acdf54f2942e6b1d4430b80da>

Thursday, Mar 4, 2021 1:30 pm

Meeting number: 133 656 6956

Password: RpU6MJxaA36

Join by video system

Dial 1336566956@okem.webex.com

You can also dial 173.243.2.68 and enter your meeting number.

Join by phone

+1-415-655-0001 US Toll

Access code: 133 656 6956

Below is each Board Member and their intended method of joining the meeting.

Belinda McGhie	Video	Kenton Tsoodle	Video	Roy Tucker	Video
Brent Hawkinson	Video	Mary Harris	Video	Shaun Barnett	Video
Brent Trease	Video	Matt Stillwell	Video	Travis Clark	Video
Clay Sander	Video	Nicholas Carraro	Video	Vicki Atchley	Video
Darry Stacy	Video	Randy Mowdy	Video		
Darryl Maggard	Video	Regeneia Van Arsdale	Video		
Greg Fisher	Video	Rob Page	Video		
Justin Carnagey	Video	Rob Stolz	Video		

1. Call to Order
2. Roll Call
3. Welcome to Members and guests in attendance.
4. Approval of Meeting Minutes from the February 2021 meeting.
5. Approval of the Financial Report for the months of December 2020.
6. Approved to nominate Lance Terry to the FCC 9-1-1 Fee Diversion Strike Force. (Handout)
7. Announcement of the formation of the Ad-Hoc Committee for the Eligible Use List for 9-1-1 Funds.
 1. Clay Sander, Chair
 2. Rob Stolz
 3. Mary Harris
 4. Brent Hawkinson
 5. Darryl Maggard
8. Discussion and possible action to schedule a public hearing to discuss the possible escrow of wireless 9-1-1 funds of PSAPs who failed to submit the requested 2020 Registration Form(s) and/or Budget. (63 O.S. § 2864.4)

AGENCY	FORM I	FORM II	FORM III	BUDGET
Harper County	∅	∅	∅	∅
Henryetta	-	-	-	∅
Hughes County	-	∅	∅	∅
Marshall County	-	-	-	∅

∅ not received | - received

9. Committee Reports:
 - a. Administration Committee
 - I. Update
 - b. Technical Committee
 - I. Statewide NG9-1-1 GIS Training
 - c. Operations Committee
 - I. Update on Building Curriculum to support Minimum Training Standards
 - b. Legislative Committee
 - I. Recognition of 9-1-1 Dispatchers as Public Safety
 - II. [SB687](#) - Collection and distribution of fees and use of funds. (Sen. Weaver)

- III. [HB2766](#) - Authority for implementation 9-1-1 Management Authority training program standards. (Rep. Ford)
 - IV. [HB2310](#) - Creating the 9-1-1 Modification Act. (Rep. Dennis Roberts)
10. Grant Coordinators Report (Discussion Only)
 - a. Registration Form Report Update
 - b. New Grant Program Guidelines
 11. State 9-1-1 Coordinator Report to the Board (Discussion Only)
 - a. The Office is Currently Working On
 - I. Population Estimates due March 22nd
 - II. Cimarron County
 - III. Harper County
 - IV. Nowata County
 - V. Area Code Update
 - b. Update on Local PSAP Meetings (#WhereIsThe911Guy)
 - I. NW Oklahoma
 - c. Upcoming Events
 - I. Beaver County go-live March 2021
 - II. Cotton County upcoming go-live
 12. Chairman's Comments. (Information only, no discussion)
 13. Public Comments.(Comments are to be limited to items under the purview of the Oklahoma 9-1-1 Management Authority. **Comments should be presented by using the chat section of Webex located under File> Open Chat. There is also a talk bubble icon that will open the chat window. Statements can be submitted during the meeting and will be read during the designated time.** Under Oklahoma Open Meeting laws, the 9-1-1 Management Authority cannot respond to or discuss any public comment not on today's agenda)
 14. New Business. (Discussion Only)
 15. Adjournment

Deposits and Expenses

December Financial Report

March 2021 Meeting

OKLAHOMA 9-1-1 AUTHORITY FY2021 DEPOSITS and EXPENSES as of DECEMBER 31, 2020					
DATE of DEPOSIT	DEPOSIT	EXPENSES (payroll and fringe)	CASH BALANCE	FY2021 AVERAGE COLLECTIONS	
BEGINNING BALANCE	\$ -	\$ -	\$ 6,363,915.97		
July, 12 2020	\$ 199,749.68	\$ -	\$ 6,563,665.65	\$	199,749.68
July 31, 2020	\$ -	\$ 52,620.51	\$ 6,511,045.14		
Aug. 12, 2020	\$ 206,073.96	\$ -	\$ 6,717,119.10	\$	202,911.82
Aug. 31, 2020	\$ -	\$ 142,986.83	\$ 6,574,132.27		
Sept. 12, 2020	\$ 209,689.46	\$ -	\$ 6,783,821.73	\$	205,171.03
Sept. 30, 2020	\$ -	\$ 89,974.24	\$ 6,693,847.49		
October 12, 2020	\$ 201,298.08	\$ -	\$ 6,895,145.57	\$	204,202.80
October 31, 2020	\$ -	\$ 58,583.89	\$ 6,836,561.68		
November 12, 2020	\$ 203,892.26	\$ -	\$ 7,040,453.94	\$	204,140.69
November 30, 2020	\$ -	\$ 172,891.84	\$ 6,867,562.10		
December 12, 2020	\$ 205,908.16	\$ -	\$ 7,073,470.26	\$	204,435.27
December 31, 2020	\$ -	\$ 238,382.83	\$ 6,835,087.43		
Total	\$ 1,226,611.60	\$ 755,440.14	\$ 6,835,087.43		

Continual Budget
December 2020 Financial Report
March 2021 Meeting

REVENUE										
Projected Annual Income	\$ 2,373,133.00									
FY2020 Carry Over	\$ 6,141,132.00									
Federal Grant Funding	\$ 2,721,656.00									
To - Date Revenue	\$ 11,235,921.00	\$ 199,749.68	\$ 206,073.96	\$ 209,689.46	\$ 201,298.08	\$ 203,892.26	\$ 205,908.16	\$ 1,226,611.60	10.92%	
EXPENDITURES										
SALARIES and BENEFITS		July	August	September	October	November	December	2020	FY2021	
Total Salaries and Benefits	\$ 325,905.00	\$ 27,373.24	\$ 27,621.74	\$ 27,249.66	\$ 27,249.66	\$ 26,891.66	\$ 28,490.08	\$ 164,876.04	50.59%	
MAINTENANCE and OPERATIONS										
Cellular Telephone	\$ 2,200.00	\$ -	\$ -	\$ -	\$ -	\$ -	\$ -	\$ -	0.00%	
Training/Travel	\$ 23,300.00	\$ 308.70	\$ -	\$ 683.96	\$ 180.00	\$ 1,597.32	\$ 205.28	\$ 2,975.26	12.77%	
Professional Memberships	\$ 1,500.00	\$ -	\$ -	\$ -	\$ -	\$ -	\$ -	\$ -	0.00%	
Board Liability Insurance	\$ 1,700.00	\$ -	\$ -	\$ -	\$ -	\$ -	\$ -	\$ -	0.00%	
Internal Services	\$ 24,000.00	\$ 132.80	\$ 127.50	\$ 127.50	\$ 7,830.80	\$ 297.50	\$ 26.55	\$ 8,542.65	35.59%	
Communication & Publications	\$ 2,500.00	\$ -	\$ -	\$ -	\$ -	\$ -	\$ -	\$ -	0.00%	
Meeting Facilitation	\$ 7,500.00	\$ -	\$ -	\$ -	\$ -	\$ -	\$ -	\$ -	0.00%	
Software Maintenance	\$ 10,000.00	\$ -	\$ -	\$ 1,128.98	\$ -	\$ -	\$ -	\$ 1,128.98	11.29%	
Subtotal	\$ 72,700.00	\$ 441.50	\$ 127.50	\$ 1,940.44	\$ 8,010.80	\$ 1,894.82	\$ 231.83	\$ 12,646.89	17.40%	
<i>The Authority authorizes the accounts listed in 'Salaries and Benefits' and 'Maintenance and Operations' to be expended at the discretion of OEM.</i>										
CAPITAL OUTLAY										
Administrative Committee										
Annual PSAP Report	\$ 25,000.00	\$ -	\$ -	\$ -	\$ -	\$ -	\$ -	\$ -	0.00%	
Set aside to meet Board Goals	\$ 100,000.00	\$ -	\$ -	\$ -	\$ -	\$ -	\$ -	\$ -	0.00%	
Training	\$ 20,000.00	\$ -	\$ -	\$ -	\$ -	\$ -	\$ -	\$ -	0.00%	
Technical Committee										
NexGen 9-1-1 Feasibility	\$ -	\$ -	\$ -	\$ -	\$ -	\$ -	\$ -	\$ -	0.00%	
Set aside to meet Board Goals	\$ 100,000.00	\$ -	\$ -	\$ -	\$ -	\$ -	\$ -	\$ -	0.00%	
Training	\$ 20,000.00	\$ -	\$ -	\$ -	\$ -	\$ -	\$ -	\$ -	0.00%	
Operations Committee										
Developed Training Standards	\$ 50,000.00	\$ -	\$ -	\$ -	\$ -	\$ -	\$ -	\$ -	0.00%	
Set aside to meet Board Goals	\$ 100,000.00	\$ -	\$ -	\$ -	\$ -	\$ -	\$ -	\$ -	0.00%	
Training	\$ 50,000.00	\$ -	\$ -	\$ -	\$ -	\$ -	\$ -	\$ -	0.00%	
Grants										
2019 Grant Program										
Federal Grant Awarded	\$ 2,721,656.00	\$ -	\$ -	\$ -	\$ 182,370.00	\$ 34,224.00	\$ -	\$ 216,594.00	7.96%	
Federal Grant Match Awarded	\$ 1,814,437.00	\$ -	\$ -	\$ -	\$ 109,422.00	\$ 13,689.60	\$ -	\$ 123,111.60	6.79%	
State Grant Awarded	\$ 3,435,563.00	\$ -	\$ 576,785.33	\$ 39,913.60	\$ 306,489.98	\$ -	\$ 209,660.92	\$ 1,132,849.83	32.97%	
Total Grant Awarded	\$ 7,971,656.00	\$ -	\$ 576,785.33	\$ 39,913.60	\$ 488,859.98	\$ 47,913.60	\$ 209,660.92	\$ 1,363,133.43	17.10%	
Federal Grant Reimbursements	\$ 216,594.00	\$ 21,240.48	\$ -	\$ -	\$ 35,972.80	\$ -	\$ -	\$ 57,213.28	26.41%	
State Grant Reimbursements	\$ 1,255,961.43	\$ -	\$ 20,410.40	\$ 48,011.34	\$ 35,972.80	\$ 144,105.36	\$ 209,660.92	\$ 458,160.82	36.48%	
NG9-1-1 Feasibility Study										
NG9-1-1 Feasibility Study	\$ 386,586.00	\$ 24,805.77	\$ 94,827.19	\$ -	\$ -	\$ -	\$ -	\$ 329,293.88	85.18%	
Reserve Fund										
Reserve								\$ 440,369.00		
Total Expenditures	\$ 2,506,152.43	\$ 52,620.51	\$ 142,986.83	\$ 77,201.44	\$ 71,233.26	\$ 172,891.84	\$ 238,382.83	\$ 755,316.71	30.14%	

Items within the grey are not counted against the Authority budget, and are only shown for transparency.

Wireless Revenue Report
December Financial Report
March 2021 Meeting

PSAP	7/12/20	8/12/20	9/12/20	10/12/20	11/12/20	12/12/20	2020 TOTALS	ALL TOTALS
Adair Co Trust AUTH	\$15,542.49	\$15,236.58	\$15,985.67	\$15,562.35	\$15,636.73	\$15,472.31	\$163,487.67	\$521,314.71
Alfalfa County	\$3,992.79	\$3,914.20	\$4,106.64	\$3,997.89	\$4,017.00	\$3,974.76	\$48,267.36	\$175,390.32
Atoka County	\$10,329.01	\$10,125.71	\$10,623.53	\$10,342.20	\$10,391.63	\$10,282.36	\$123,529.99	\$435,202.90
Beaver County	\$3,983.76	\$3,905.35	\$4,097.35	\$3,988.85	\$4,007.91	\$3,965.77	\$48,196.49	\$167,432.00
Elk City SWOR 911 True	\$11,382.96	\$11,158.92	\$11,707.53	\$11,397.50	\$11,451.98	\$11,331.56	\$138,788.81	\$513,805.00
Sayre PD SWOR	\$5,026.59	\$4,927.66	\$5,169.92	\$5,033.01	\$5,057.07	\$5,003.89	\$61,141.16	\$222,869.89
Weatherford SWOR 911	\$7,129.64	\$6,989.31	\$7,332.93	\$7,138.74	\$7,172.86	\$7,097.44	\$84,709.40	\$295,122.79
Durant Bryan Co	\$32,275.11	\$31,639.86	\$33,195.40	\$32,316.34	\$32,470.80	\$32,129.36	\$386,526.58	\$1,382,591.09
El Reno 911 ACOG	\$17,257.16	\$16,917.50	\$17,749.23	\$17,279.21	\$17,361.79	\$17,179.23	\$206,576.20	\$818,003.09
Caddo County 911 Comm	\$21,011.65	\$20,598.09	\$21,610.77	\$21,038.49	\$21,139.04	\$20,916.76	\$225,506.45	\$718,302.34
Mustang 911 ACOG	\$13,473.50	\$13,208.31	\$13,857.68	\$13,490.71	\$13,555.19	\$13,412.65	\$160,519.69	\$581,533.77
Yukon 911 ACOG	\$23,867.12	\$23,397.36	\$24,547.66	\$23,897.60	\$24,011.82	\$23,759.34	\$285,292.24	\$932,523.06
Carter County	\$34,428.18	\$33,750.55	\$35,409.86	\$34,472.15	\$34,636.91	\$34,272.70	\$412,410.62	\$1,483,203.64
Cherokee County	\$34,718.59	\$34,035.24	\$35,708.55	\$34,762.93	\$34,929.08	\$34,561.80	\$415,197.18	\$1,461,480.76
Choctaw County	\$10,493.67	\$10,287.13	\$10,792.88	\$10,507.07	\$10,557.29	\$10,446.28	\$125,647.66	\$452,045.12
Moore 911 ACOG	\$43,612.91	\$42,754.51	\$44,856.49	\$43,668.62	\$43,877.34	\$43,415.96	\$518,256.43	\$1,788,811.68
Noble 911 ACOG	\$4,998.80	\$4,900.42	\$5,141.34	\$5,005.19	\$5,029.11	\$4,976.23	\$59,182.91	\$206,979.12
Norman 911 ACOG	\$82,240.22	\$80,621.54	\$84,585.21	\$82,345.27	\$82,738.84	\$81,868.84	\$980,883.90	\$3,474,378.67
Cleveland Co 911 ACOG	\$15,446.62	\$15,142.59	\$15,887.06	\$15,466.35	\$15,540.27	\$15,376.86	\$184,882.47	\$640,491.09
Coal County	\$4,176.21	\$4,094.01	\$4,295.29	\$4,181.54	\$4,201.53	\$4,157.35	\$50,008.53	\$177,263.08
Comanche Co 911	\$85,776.56	\$84,088.27	\$88,222.38	\$85,886.12	\$86,296.62	\$85,389.20	\$1,035,707.32	\$3,592,794.96
Cotton County	\$4,269.31	\$4,185.28	\$4,391.04	\$4,274.76	\$4,295.19	\$4,250.03	\$50,978.70	\$183,101.07
Craig Co 911	\$12,698.14	\$12,448.21	\$13,060.22	\$12,714.36	\$12,775.13	\$12,640.80	\$150,542.97	\$530,261.21
City of Bristow	\$5,947.15	\$5,830.10	\$6,116.73	\$5,954.75	\$5,983.21	\$5,920.30	\$70,576.92	\$247,144.53
City of Drumright	\$4,861.24	\$4,765.56	\$4,999.85	\$4,867.45	\$4,890.71	\$4,839.29	\$57,493.49	\$199,897.07
City of Mannford	\$5,328.12	\$5,223.25	\$5,480.05	\$5,334.93	\$5,360.42	\$5,304.06	\$62,356.78	\$212,529.86
City of Sapulpa	\$26,753.15	\$26,226.59	\$27,515.99	\$26,787.32	\$26,915.36	\$26,632.34	\$301,738.20	\$1,014,726.00
Creek County	\$9,522.39	\$9,334.97	\$9,793.91	\$9,534.55	\$9,580.13	\$9,479.39	\$128,482.72	\$494,637.05
Clinton PD SWOR	\$9,592.56	\$9,403.76	\$9,866.08	\$9,604.81	\$9,650.72	\$9,549.24	\$114,865.22	\$419,779.74
Weatherford PD	\$11,706.02	\$11,475.62	\$12,039.81	\$11,720.98	\$11,777.00	\$11,653.16	\$141,431.67	\$510,851.22
City of Grove	\$12,609.21	\$12,361.03	\$12,968.75	\$12,625.32	\$12,685.66	\$12,552.27	\$148,349.84	\$517,182.95
Delaware County	\$14,606.65	\$14,319.16	\$15,023.14	\$14,625.31	\$14,695.21	\$14,540.69	\$171,913.47	\$606,555.60
Dewey County	\$3,406.41	\$3,339.37	\$3,503.54	\$3,410.76	\$3,427.07	\$3,391.03	\$40,728.64	\$146,810.85
Woodward 911 Ellis Co	\$2,824.90	\$2,769.30	\$2,905.45	\$2,828.51	\$2,842.02	\$2,812.14	\$34,118.94	\$124,027.22
Enid Garfield	\$43,046.68	\$42,199.42	\$44,274.11	\$43,101.67	\$43,307.67	\$42,852.29	\$518,957.26	\$1,869,329.84
Garvin Co Sheriff 911	\$19,878.50	\$19,487.24	\$20,445.31	\$19,903.89	\$19,999.02	\$19,788.73	\$238,235.80	\$732,639.58
Tuttle 911 ACOG	\$4,927.94	\$4,830.94	\$5,068.45	\$4,934.23	\$4,957.82	\$4,905.68	\$58,545.41	\$201,126.04
City of Chickasha	\$11,168.28	\$10,948.46	\$11,486.73	\$11,182.54	\$11,235.99	\$11,117.85	\$133,426.56	\$469,904.92
Grady County	\$21,907.89	\$21,476.69	\$22,532.57	\$21,935.87	\$22,040.72	\$21,808.96	\$262,028.82	\$926,349.42
Grant/Woods Co 911	\$3,196.59	\$3,133.68	\$3,287.74	\$3,200.68	\$3,215.98	\$3,182.16	\$38,405.86	\$134,648.57
Greer Co 911 Tr Auth	\$4,206.78	\$4,123.98	\$4,326.73	\$4,212.15	\$4,232.28	\$4,187.78	\$50,445.22	\$182,685.89
Hollis PD SWOR 911 Tru	\$2,022.45	\$1,982.64	\$2,080.12	\$2,025.03	\$2,034.71	\$2,013.32	\$24,352.50	\$85,159.60
Stigler/Haskell Co 911	\$9,191.69	\$9,010.77	\$9,453.78	\$9,203.43	\$9,247.41	\$9,150.18	\$110,510.69	\$396,715.28
Hughes County	\$9,987.88	\$9,791.30	\$10,272.67	\$10,000.64	\$10,048.44	\$9,942.78	\$116,827.12	\$412,895.42
Altus/Jackson Co 911	\$17,897.73	\$17,545.46	\$18,408.07	\$17,920.59	\$18,006.25	\$17,816.91	\$215,070.94	\$765,693.73
Jefferson County	\$4,427.02	\$4,339.88	\$4,553.25	\$4,432.67	\$4,453.86	\$4,407.02	\$53,067.01	\$196,286.30
Johnston County E911	\$8,091.18	\$7,931.93	\$8,321.90	\$8,101.52	\$8,140.24	\$8,054.65	\$96,128.86	\$330,377.45
City of Blackwell	\$5,713.71	\$5,601.25	\$5,876.63	\$5,721.01	\$5,748.35	\$5,687.91	\$68,588.91	\$250,886.87
Ponca City 911	\$25,351.13	\$24,852.16	\$26,073.99	\$25,383.51	\$25,504.83	\$25,236.64	\$304,579.32	\$1,088,602.73
City of Tonkawa	\$2,622.72	\$2,571.10	\$2,697.51	\$2,626.07	\$2,638.62	\$2,610.88	\$31,622.31	\$112,148.24
Kingfisher County	\$10,940.40	\$10,725.07	\$11,252.35	\$10,954.37	\$11,006.73	\$10,890.99	\$135,352.91	\$468,702.92
Hobart SWOR Trust Auth	\$6,293.84	\$6,169.96	\$6,473.30	\$6,301.88	\$6,332.00	\$6,265.42	\$75,758.35	\$271,174.68
Latimer Co E911 Trust	\$7,925.14	\$7,769.15	\$8,151.11	\$7,935.26	\$7,973.19	\$7,889.35	\$93,028.47	\$326,402.77
Leflore Co 911	\$33,235.97	\$32,581.81	\$34,183.65	\$33,278.42	\$33,437.47	\$33,085.88	\$397,684.79	\$1,268,291.28
Town of Pocola	\$2,867.28	\$2,810.84	\$2,949.04	\$2,870.94	\$2,884.66	\$2,854.33	\$34,141.51	\$120,066.58
Lincoln Co 911 Tr AUTH	\$25,326.81	\$24,828.32	\$26,048.98	\$25,359.16	\$25,480.37	\$25,212.44	\$301,779.53	\$1,055,417.37
Guthrie 911 ACOG	\$23,060.50	\$22,606.62	\$23,718.04	\$23,089.95	\$23,200.31	\$22,956.36	\$272,565.17	\$1,093,223.33
Love Co Comm Centre	\$7,352.65	\$7,207.94	\$7,562.31	\$7,362.04	\$7,397.23	\$7,319.45	\$88,148.13	\$312,039.82
Newcastle 911 ACOG	\$6,974.01	\$6,836.74	\$7,172.86	\$6,982.92	\$7,016.29	\$6,942.52	\$83,027.48	\$284,120.16
Blanchard McClain Co	\$6,370.96	\$6,245.56	\$6,552.62	\$6,379.09	\$6,409.58	\$6,342.19	\$74,646.37	\$254,255.55
McClain Co Comm Centre	\$16,991.07	\$16,656.65	\$17,475.55	\$17,012.77	\$17,094.09	\$16,914.34	\$202,148.81	\$706,164.82
McCurain Co E911	\$23,073.01	\$22,618.88	\$23,730.91	\$23,102.48	\$23,212.90	\$22,968.81	\$276,504.72	\$987,077.52
Checotah McIntosh Co	\$2,392.76	\$2,345.66	\$2,460.98	\$2,395.81	\$2,407.26	\$2,381.95	\$29,253.01	\$103,121.68
McIntosh Co Trust AUTH	\$11,651.14	\$11,421.82	\$11,983.36	\$11,666.02	\$11,721.78	\$11,598.52	\$140,322.22	\$458,491.08
Enid/Garfield/Major Co	\$5,341.32	\$5,236.19	\$5,493.62	\$5,348.14	\$5,373.71	\$5,317.20	\$64,981.96	\$235,563.72
Marshall County	\$11,992.96	\$11,756.91	\$12,334.93	\$12,008.28	\$12,065.67	\$11,938.80	\$142,327.38	\$498,463.75
Mayes Co Pryor PD	\$6,758.63	\$6,625.61	\$6,951.35	\$6,767.27	\$6,799.61	\$6,728.11	\$80,621.53	\$282,803.24
Mayes County	\$23,119.55	\$22,664.51	\$23,778.78	\$23,149.08	\$23,259.73	\$23,015.15	\$274,852.37	\$967,674.26
Murray County	\$9,937.16	\$9,741.58	\$10,220.51	\$9,949.86	\$9,997.41	\$9,892.29	\$118,798.54	\$424,870.80
Muskogee City County	\$49,473.92	\$48,500.15	\$50,884.61	\$49,537.11	\$49,773.87	\$49,250.50	\$592,134.17	\$2,101,833.08

Wireless Revenue Report
December Financial Report
 March 2021 Meeting

PSAP	7/12/20	8/12/20	9/12/20	10/12/20	11/12/20	12/12/20	2020 TOTALS	ALL TOTALS
Perry Noble Co	\$7,608.33	\$7,458.58	\$7,825.27	\$7,618.04	\$7,654.45	\$7,573.97	\$91,306.34	\$311,583.70
Nowata County	\$7,381.83	\$7,236.54	\$7,592.32	\$7,391.26	\$7,426.59	\$7,348.50	\$89,032.55	\$317,996.96
Okfuskee County	\$8,675.48	\$8,504.72	\$8,922.85	\$8,686.56	\$8,728.08	\$8,636.30	\$104,575.50	\$375,150.54
Bethany 911 ACOG	\$14,478.81	\$14,193.84	\$14,891.66	\$14,497.31	\$14,566.60	\$14,413.43	\$174,109.54	\$613,021.80
City of Oklahoma City	\$464,085.58	\$454,951.29	\$477,318.50	\$464,678.37	\$466,899.38	\$461,989.79	\$5,570,602.07	\$19,484,295.15
Del City 911 ACOG	\$15,406.32	\$15,103.09	\$15,845.61	\$15,426.00	\$15,499.73	\$15,336.75	\$185,693.38	\$660,217.17
Edmond 911 ACOG	\$75,407.25	\$73,923.06	\$77,557.41	\$75,503.57	\$75,864.44	\$75,066.72	\$904,824.19	\$3,051,022.66
Midwest City 911 ACOG	\$40,645.59	\$39,845.59	\$41,804.55	\$40,697.51	\$40,892.02	\$40,462.04	\$490,039.74	\$1,736,472.37
Nichols Hills 911 ACOG	\$2,642.87	\$2,590.85	\$2,718.23	\$2,646.25	\$2,658.89	\$2,630.94	\$31,979.77	\$114,766.32
Oklahoma Co 911 ACOG	\$36,813.98	\$36,089.40	\$37,863.69	\$36,861.01	\$37,037.19	\$36,647.74	\$444,449.64	\$1,571,108.49
The Village 911 ACOG	\$6,637.74	\$6,507.10	\$6,827.01	\$6,646.22	\$6,677.99	\$6,607.77	\$79,944.54	\$280,690.68
Warr Acres 911 ACOG	\$7,545.80	\$7,397.28	\$7,760.96	\$7,555.43	\$7,591.55	\$7,511.72	\$90,781.18	\$320,783.31
City of Henryetta	\$7,344.32	\$7,199.76	\$7,553.73	\$7,353.70	\$7,388.84	\$7,311.15	\$87,923.87	\$310,891.22
Okmulgee County 911	\$20,362.05	\$19,961.28	\$20,942.65	\$20,388.06	\$20,485.50	\$20,270.10	\$244,480.51	\$864,883.86
Osage County	\$23,704.54	\$23,237.98	\$24,380.45	\$23,734.82	\$23,848.26	\$23,597.50	\$281,914.19	\$992,757.46
Ottawa Co E911 Govern	\$23,395.37	\$22,934.90	\$24,062.47	\$23,425.26	\$23,537.22	\$23,289.72	\$281,635.32	\$1,013,007.31
City of Cleveland	\$8,123.84	\$7,963.94	\$8,355.48	\$8,134.21	\$8,173.09	\$8,087.15	\$96,524.17	\$307,070.39
City of Pawnee	\$3,794.09	\$3,719.41	\$3,902.27	\$3,798.93	\$3,817.09	\$3,776.96	\$45,148.94	\$185,604.54
Cushing PD Payne Co	\$5,311.45	\$5,206.90	\$5,462.90	\$5,318.23	\$5,343.65	\$5,287.46	\$63,616.52	\$224,185.25
Payne Co 911 Comm Agency	\$16,565.18	\$16,239.14	\$17,037.52	\$16,586.34	\$16,665.62	\$16,490.38	\$196,934.88	\$691,160.24
Stillwater PD Payne Co	\$34,760.27	\$34,076.11	\$35,751.42	\$34,804.67	\$34,971.02	\$34,603.30	\$388,832.76	\$1,297,405.67
Yale PD Payne Co	\$828.85	\$812.54	\$852.48	\$829.91	\$833.87	\$825.11	\$10,008.06	\$35,489.66
City of McAlester	\$31,490.73	\$30,870.92	\$32,388.65	\$31,530.95	\$31,681.65	\$31,348.52	\$377,395.33	\$1,342,635.39
Pontotoc Co Ada 911 Tr	\$27,131.80	\$26,597.78	\$27,905.43	\$27,166.45	\$27,296.30	\$27,009.27	\$324,837.14	\$1,153,477.49
City of Shawnee	\$21,527.16	\$21,103.46	\$22,140.99	\$21,554.66	\$21,657.68	\$21,429.95	\$274,770.33	\$978,904.80
Pottawatomie Co 911 Sys	\$29,330.02	\$28,752.74	\$30,166.33	\$29,367.48	\$29,507.85	\$29,197.57	\$334,138.00	\$1,178,108.06
Pushmataha County	\$8,132.17	\$7,972.11	\$8,364.05	\$8,142.56	\$8,181.48	\$8,095.45	\$96,308.92	\$340,257.40
Roger Mills Co SWOR Tr	\$2,678.30	\$2,625.59	\$2,754.67	\$2,681.72	\$2,694.54	\$2,666.21	\$32,143.03	\$115,328.04
Rogers County	\$59,737.62	\$58,561.84	\$61,440.97	\$59,813.92	\$60,099.80	\$59,467.85	\$712,833.54	\$2,307,371.36
Seminole County	\$17,234.93	\$16,895.71	\$17,726.37	\$17,256.94	\$17,339.43	\$17,157.10	\$207,669.88	\$745,010.98
Sequoyah County	\$30,270.73	\$29,674.93	\$31,133.86	\$30,309.39	\$30,454.26	\$30,134.03	\$362,357.32	\$1,286,237.58
City of Duncan	\$15,855.83	\$15,543.75	\$16,307.94	\$15,876.08	\$15,951.96	\$15,784.23	\$189,681.01	\$684,896.86
City of Marlow	\$3,157.69	\$3,095.54	\$3,247.73	\$3,161.72	\$3,176.83	\$3,143.43	\$37,450.51	\$135,692.91
Stephens County	\$11,643.50	\$11,414.32	\$11,975.50	\$11,658.37	\$11,714.09	\$11,590.92	\$139,770.43	\$506,241.81
Texas County	\$14,721.98	\$14,432.22	\$15,141.76	\$14,740.79	\$14,811.24	\$14,655.50	\$127,254.70	\$333,520.82
Tillman County	\$5,455.26	\$5,347.89	\$5,610.81	\$5,462.23	\$5,488.34	\$5,430.63	\$65,156.94	\$228,432.63
Tulsa County	\$32,630.83	\$31,988.58	\$33,561.26	\$32,672.51	\$32,828.67	\$32,483.47	\$389,672.58	\$1,390,513.71
City of Bixby	\$17,590.65	\$17,244.42	\$18,092.23	\$17,613.12	\$17,697.30	\$17,511.21	\$213,755.59	\$742,064.54
City of Broken Arrow	\$88,074.13	\$86,340.63	\$90,585.47	\$88,186.63	\$88,608.12	\$87,676.40	\$1,052,629.27	\$3,650,008.60
City of Collinsville	\$4,565.97	\$4,476.10	\$4,696.16	\$4,571.80	\$4,593.65	\$4,545.35	\$54,006.00	\$188,166.64
City of Glenpool	\$9,333.42	\$9,149.71	\$9,599.55	\$9,345.34	\$9,390.00	\$9,291.27	\$112,925.87	\$383,818.02
City of Jenks	\$15,014.48	\$14,718.96	\$15,442.60	\$15,033.65	\$15,105.51	\$14,946.67	\$179,979.25	\$617,512.48
City of Owasso	\$24,201.30	\$23,724.96	\$24,891.37	\$24,232.21	\$24,348.03	\$24,092.01	\$292,392.87	\$1,004,447.76
City of Sand Springs	\$13,686.79	\$13,417.40	\$14,077.05	\$13,704.27	\$13,769.77	\$13,624.98	\$164,302.14	\$570,503.27
City of Skiatook	\$5,158.60	\$5,057.07	\$5,305.69	\$5,165.19	\$5,189.88	\$5,135.30	\$62,490.35	\$217,157.91
City of Tulsa	\$285,809.30	\$280,183.91	\$293,958.84	\$286,174.36	\$287,542.15	\$284,518.62	\$3,440,766.71	\$12,238,322.05
City of Coweta	\$6,830.89	\$6,696.44	\$7,025.66	\$6,839.61	\$6,872.30	\$6,800.04	\$81,300.52	\$284,536.21
City of Wagoner	\$5,857.53	\$5,742.24	\$6,024.55	\$5,865.01	\$5,893.04	\$5,831.08	\$69,287.64	\$242,985.36
Wagoner County	\$19,158.72	\$18,781.64	\$19,705.01	\$19,183.19	\$19,274.88	\$19,072.21	\$226,059.83	\$783,756.52
City of Bartlesville	\$36,156.74	\$35,445.09	\$37,187.71	\$36,202.92	\$36,375.96	\$35,993.46	\$435,191.27	\$1,555,768.52
Washita Co SWOR Trust	\$5,892.96	\$5,776.97	\$6,060.99	\$5,900.49	\$5,928.69	\$5,866.35	\$70,383.81	\$255,650.17
Woods County	\$6,304.26	\$6,180.18	\$6,484.02	\$6,312.31	\$6,342.48	\$6,275.79	\$76,177.57	\$277,610.05
Woodward County	\$14,328.05	\$14,046.04	\$14,736.60	\$14,346.35	\$14,414.92	\$14,263.35	\$173,443.69	\$635,228.27
TOTALS	\$2,790,487.92	\$2,735,564.62	\$2,870,055.60	\$2,794,052.17	\$2,807,406.56	\$2,777,886.45		\$116,757,982.70
YEAR END TOTALS							\$33,318,056.33	
FISCAL YEAR END TOTAL								

Funds Held in Escrow Account								
Cimarron County	\$1,702.86	\$0.00	\$0.00	\$0.00	\$0.00	\$0.00	\$11,741.04	\$60,764.23
Harper County	\$2,533.10	\$0.00	\$0.00	\$0.00	\$0.00	\$0.00	\$17,696.08	\$96,718.84

Consolidated PSAPs								
Anadarko PD Caddo Co	\$0.00	\$0.00	\$0.00	\$0.00	\$0.00	\$0.00	\$27,809.14	\$174,794.15
Stillwell Adair Co Try	\$0.00	\$0.00	\$0.00	\$0.00	\$0.00	\$0.00	\$16,274.18	\$101,309.30

Wireless Revenue Report
 December Financial Report
 March 2021 Meeting

PSAP	7/12/20	8/12/20	9/12/20	10/12/20	11/12/20	12/12/20	2020 TOTALS	ALL TOTALS
Westville Adair Co Try	\$0.00	\$0.00	\$0.00	\$0.00	\$0.00	\$0.00	\$6,754.30	\$46,653.07
Garvin Co Paul's Valley	\$0.00	\$0.00	\$0.00	\$0.00	\$0.00	\$0.00	\$0.00	\$105,657.96
Leflore Co Poteau PD	\$0.00	\$0.00	\$0.00	\$0.00	\$0.00	\$0.00	\$0.00	\$148,396.12
Eufaula PD McIntosh Co	\$0.00	\$0.00	\$0.00	\$0.00	\$0.00	\$0.00	\$0.00	\$48,640.89
City of Claremore	\$0.00	\$0.00	\$0.00	\$0.00	\$0.00	\$0.00	\$0.00	\$176,004.20
OSU PD Payne Co	\$0.00	\$0.00	\$0.00	\$0.00	\$0.00	\$0.00	\$27,348.92	\$166,633.67
Guymon PD Texas Co	\$0.00	\$0.00	\$0.00	\$0.00	\$0.00	\$0.00	\$48,731.33	\$303,020.27

FCC FACT SHEET*

911 Fee Diversion; New and Emerging Technologies 911 Improvement Act of 2008

Notice of Proposed Rulemaking - PS Docket Nos. 20-291 and 09-14

Background:

Each year people in urgent need of assistance place over 200 million emergency calls to 911 call centers in the United States. Funding for the 911 system is provided in part by dedicated 911 fees established by each state and territory that appear as charges on customer bills for wireless, wireline, and other communications services. Despite the critical importance of 911 service, the Commission's annual reports to Congress on 911 fees show that some states divert a portion of the fees collected for 911 to other purposes.

On December 27, 2020, new federal legislation (the Don't Break Up the T-Band Act of 2020) was signed into law that requires the Commission to take action to help address the diversion of 911 fees by states and other jurisdictions for purposes unrelated to 911. In particular, section 902 of the new legislation directs the Commission to issue final rules within 180 days defining what uses of 911 fees by states and taxing jurisdictions constitute 911 fee diversion. The Notice of Proposed Rulemaking seeks comment on proposed rules to implement these provisions.

What the Notice of Proposed Rulemaking Would Do:

- Propose rules that would define the types of expenditures of 911 fees by states and taxing jurisdictions that are acceptable under the criteria established in section 902 and the types of expenditures that constitute 911 fee diversion.
- Propose rules that would allow states and taxing jurisdictions to petition the Commission for a determination that expenditures of 911 fees not previously designated as acceptable by the Commission should be treated as acceptable under section 902.
- Propose a rule providing that any state or taxing jurisdiction identified as a 911 fee diverter in the Commission's annual 911 fee report to Congress would be ineligible to serve on any committee, panel, or council established to advise the First Responder Network Authority (FirstNet) or any advisory committee established by the Commission.
- Propose a rule providing that if a state or taxing jurisdiction receives a federal 911 grant, as a condition of the grant it must provide information that the Commission requires in order to prepare the annual 911 fee report to Congress.

* This document is being released as part of a "permit-but-disclose" proceeding. Any presentations or views on the subject expressed to the Commission or its staff, including by email, must be filed in PS Docket Nos. 20-291 and 09-14, which may be accessed via the Electronic Comment Filing System (<https://www.fcc.gov/ecfs/>). Before filing, participants should familiarize themselves with the Commission's *ex parte* rules, including the general prohibition on presentations (written and oral) on matters listed on the Sunshine Agenda, which is typically released a week prior to the Commission's meeting. See 47 CFR § 1.1200 *et seq.*



PUBLIC NOTICE

Federal Communications Commission
45 L St., N.E.
Washington, D.C. 20554

News Media Information 202 / 418-0500
Internet: <https://www.fcc.gov>
TTY: 1-888-835-5322

DA 21-182

Released: February 17, 2021

FCC ANNOUNCES THE ESTABLISHMENT OF THE ENDING 9-1-1 FEE DIVERSION NOW STRIKE FORCE AND SEEKS NOMINATIONS FOR MEMBERSHIP

By this Public Notice, the Federal Communications Commission (Commission) announces the formation of a new federal advisory committee, the Ending 9-1-1 Fee Diversion Now Strike Force (911 Strike Force), pursuant to the Don't Break Up the T-Band Act of 2020, set forth in Division FF, Title IX, Section 902 of the Consolidated Appropriations Act, 2021 (Section 902).¹ As required by Section 902(d)(3), the 911 Strike Force shall study how the Federal Government can most expeditiously end diversion of 911 fees and charges by states and other taxing jurisdictions (911 fee diversion). In carrying out this study, the 911 Strike Force shall:

- (i) determine the effectiveness of any Federal laws, including regulations, policies, and practices, or budgetary or jurisdictional constraints regarding how the Federal Government can most expeditiously end 911 fee diversion;
- (ii) consider whether criminal penalties would further prevent 911 fee diversion; and
- (iii) determine the impacts of 911 fee diversion.

As required by Section 902(d)(3)(D), it is anticipated that not later than September 23, 2021 (270 days after the enactment of Section 902), the 911 Strike Force shall publish on the website of the Commission and submit to the Committee on Energy and Commerce of the House of Representatives and the Committee on Commerce, Science, and Transportation of the Senate a report on the findings of the study required by Section 902, including:

- (i) any recommendations regarding how to most expeditiously end 911 fee diversion, including actions that can be taken by Federal departments and agencies and appropriate changes to law or regulations; and
- (ii) a description of what progress, if any, relevant Federal departments and agencies have made in implementing the recommendations under clause (i).

Section 902(d)(3)(C) states that the 911 Strike Force shall be composed of such representatives of Federal departments and agencies as the Commission considers appropriate, in addition to:

- (i) State attorneys general;
- (ii) States or taxing jurisdictions found not to be engaging in diversion of 911 fees or charges;
- (iii) States or taxing jurisdictions trying to stop the diversion of 911 fees or charges;

¹ Consolidated Appropriations Act, 2021, Pub. L. No. 116-260, Division FF, Title IX, Section 902, Don't Break Up the T-Band Act of 2020 (Section 902).

- (iv) State 911 administrators;
- (v) public safety organizations;
- (vi) groups representing the public and consumers; and
- (vii) groups representing public safety answering point professionals.

The Commission seeks nominations of members for each of the above categories on the 911 Strike Force. Members will be selected to balance fairly the expertise and viewpoints that are necessary to address effectively the issues to be considered by the 911 Strike Force. Members of the 911 Strike Force, including the Chairperson, shall be selected by the Chairperson of the Commission, in consultation with appropriate Commission staff.

Members will serve at the discretion of the Chairperson of the Commission. Members must be willing to commit to serving on the 911 Strike Force until the study is completed and the report issued, which is expected to be no later than September 23, 2021. Attendance at 911 Strike Force meetings shall be at the member's own expense. Due to COVID-19 precautions, however, it is anticipated that members will meet electronically until further notice. Members also will be expected to participate in deliberations of at least one informal subcommittee or other subgroup, if established. The time commitment for participation in any informal subcommittee or other subgroup may be substantial. However, informal subcommittee or other subgroup meetings may be conducted informally, using suitable technology to facilitate the meetings, subject to oversight by the Designated Federal Officer of the 911 Strike Force.

The Commission intends to establish the 911 Strike Force by April 2021 and hold the first meeting of the 911 Strike Force in May 2021. **Nominations for membership to the 911 Strike Force should be submitted to the FCC no later than March 19, 2021.** Procedures for submitting nominations are set forth below.

The 911 Strike Force will be organized under, and will operate in accordance with, the provisions of the Federal Advisory Committee Act (FACA).² As permitted by FACA, the 911 Strike Force will be authorized to facilitate its work through informal subcommittees or other subgroups, which will report their activities and recommendations to the 911 Strike Force as a whole.

Meetings of the full 911 Strike Force shall be open to the public (either in person or electronically), and timely notice of each meeting shall be published in the Federal Register and shall be further publicized through other appropriate vehicles. All such meetings will be fully accessible to individuals with disabilities.

APPLICATION PROCEDURE, DEADLINE, AND MEMBER APPOINTMENTS

All nominations should be received by the Commission as soon as possible, but no later than March 19, 2021.

No specific nomination form is required; however, each nomination must include the following information:

- Name, title, and organization of the nominee and a description of the organization, sector, or other interest the nominee will represent;
- Nominee's mailing address, e-mail address, and telephone number;
- A statement summarizing the nominee's qualifications and reasons why the nominee should be appointed to the 911 Strike Force;

² 5 U.S.C. App. 2.

- A statement describing the organization the nominee would represent, as well as the benefit of having the organization represented on the 911 Strike Force.

The applicant's nomination to the 911 Strike Force also must be confirmed by an authorized person (e.g., organization or company official) stating that such organization or company wants the nominated person to represent it on the 911 Strike Force. For example, this confirmation may be in the following format: "I am [insert official's name], the [insert official's title] at the [insert name of organization – e.g., company, government entity, trade association, etc.], with responsibilities for [concise description of position]. My organization would like [insert proposed member's name], who is currently [an employee of/consultant/attorney to X organization], to serve as our representative on the Federal Communications Commission's Ending 9-1-1 Fee Diversion Now Strike Force."

For applicants seeking to represent an entity that is, or who are themselves, a party to an FCC contract or subcontract or providing services for the benefit of the FCC under contract or subcontract, the nomination must include the following: 1) a general description of the contract/agreement; 2) a description of the product/services that the applicant provides pursuant to the contract/agreement; 3) a list of all parties to the contract/agreement; 4) the name of the Commission contracting officer (if known); and 5) a certification of the applicant that the applicant has provided written notice to the contracting officer and the FCC Manager, Contracts and Purchasing Center, that the applicant or representative nominee, as applicable, has applied for membership on the 911 Strike Force.

All organizational or individual members of the Committee or its working groups are subject to an ethics review by the Commission's Office of General Counsel. All members will have an initial and continuing obligation to disclose any interests in, or connections to persons or entities that are, or will be, regulated by or have interests before the Commission.

This Public Notice is not intended to be the exclusive method by which the Commission will solicit nominations to identify qualified candidates; however, all candidates for membership on the 911 Strike Force will be subject to the same evaluation criteria.

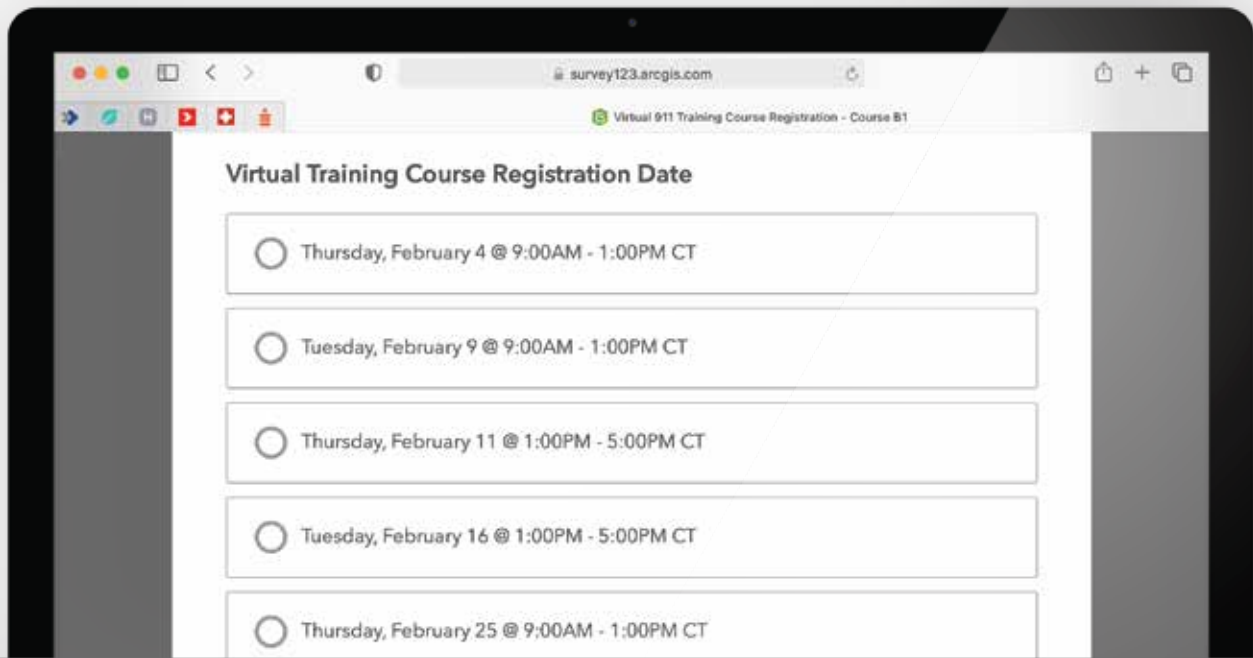
All nominations, including the requisite statements listed above, should be submitted by e-mail to 911StrikeForce@fcc.gov.

To request materials in accessible formats for people with disabilities (Braille, large print, electronic files, audio format), send an e-mail to fcc504@fcc.gov or call the Consumer & Governmental Affairs Bureau at 202-418-0530 (voice).

For additional information about the 911 Strike Force, please contact John A. Evanoff, Designated Federal Officer of the 911 Strike Force, at 202-418-0848 or John.Evanoff@fcc.gov; or Jill Coogan, Deputy Designated Federal Officer, at 202-418-1499 or Jill.Coogan@fcc.gov.

STATEWIDE NG9-1-1 GIS TRAINING

Registration Now Open!



▶ <https://arcg.is/1THWCe0> ◀


B-1 GIS STANDARD CONCEPT TRAINING

The GIS Standard Concept training class is intended to cover the Oklahoma NG9-1-1 GIS Standard (Standard can be found at http://okmaps.onenet.net/address_standards.htm) and the various mandatory, conditional and optional components that are outlined in the Standard. The students will need to have an overview of GIS concepts, GIS tools, and a good understanding of the standard and how they can meet it. This class will include details about doing the work in house versus hiring a 3rd party to complete and maintain the 9-1-1 related GIS work.

CLASSES BEGIN FEBRUARY 4TH!

QUESTIONS?

Contact Mary Harris at 911@swoda.org or Shellie Willoughby at shellie.willoughby@conservation.ok.gov



\$2.3 MILLION in GRANT FUNDING AVAILABLE to PRIMARY PSAPS for GIS PROJECTS!

ELIGIBLE GIS PROJECTS to bring GIS data into compliance with the Oklahoma State GIS Standard
Include:

- Assessing current 9-1-1 GIS data and bringing data into NG9-1-1 compliance;
- Updating GIS layers;
- Creating, maintaining, or improving GIS data, maps or addressing;
- GIS maintenance tools and/or software;
- and more...

GRANT PROGRAM DETAILS

- Application deadlines are the 15th of the even months until funds run out. (Dec 15, Feb 15, April 15, June 15, Aug 15, Oct 15)
- A 20% cash match is required.
- This grant is a reimbursement grant; therefore, the grant funds must be spent by the applicant with complete proper documentation submitted before funds will be reimbursed.
- Projects must be completed and closed out by March 30, 2022.

APPLICATION REQUIREMENTS

Applications must be submitted online through [EMGrants](#), and must contain the following:

- Grant Application submitted through EMGrants;
- Most recent PSAP Budget;
- Resolution from the local governing authority;
- SF424 (Application for Federal Assistance);
- SF424B (Assurances for Non-Construction Programs);
- CD-511 (Certification Regarding Lobbying);
- GIS vendor quote(s).


STATE APPROVED GIS VENDOR LIST (continue to page 2 for vendors contacts)

- GEO-COMM, Inc.
- Geographic Technologies Group, Inc.
- Intrado Life & Safety, Inc.
- Michael Baker International, Inc.
- R&S Digital Service, Inc.
- Spatial Data Research, Inc.

- ★ *GIS Vendors have been approved through the State Contract process and viewable on their [website](#).*
- ★ *Statewide NG9-1-1 GIS training is planned for 2021*

QUESTIONS? WE'RE HERE TO HELP!

Visit www.ok.gov/911 or contact Karen Douglas at karen.douglas@oem.ok.gov or 405.521.3110



STATE APPROVED GIS VENDORS

GEO-COMM, INC.

Ron Helterbrand, Territory Sales Manager
601 W. Saint Germain St.
Saint Cloud, MN 56301
Phone: 320.281.2193
www.geo-comm.com

GEOGRAPHIC TECHNOLOGIES GROUP

James Kelt, Vice President
1009 Turner Drive
Longview, TX 75601
Phone: 888.757.4222 ex. 156
www.geotg.com

INTRADO LIFE & SAFETY, INC.

Bob Eckenrod, Account Executive
2347 Pigeon Hill Road
McMinnbill, TN 37110
Phone: 931.607.1953
www.intrado.com

DATAMARK of MICHAEL BAKER INTERNATIONAL

Jason Bivens, General Manger
500 Grant Street, Suite 5400
Pittsburgh, PA 15219
Phone: 949.472.3500
www.mbakerial.com

R&S DIGITAL SERVICE, INC.

Bruce Hardesty, VP Operations
1920 A 24th Street
Great Bend, KS 67530
Phone: 620.786.0718
www.rsdigital.com

SPATIAL DATA RESEARCH

Matthew Knight, Vice President
PO Box 684
OlatheKS 66051
Phone: 800.238.1911, ext 701
www.sdrmaps.com