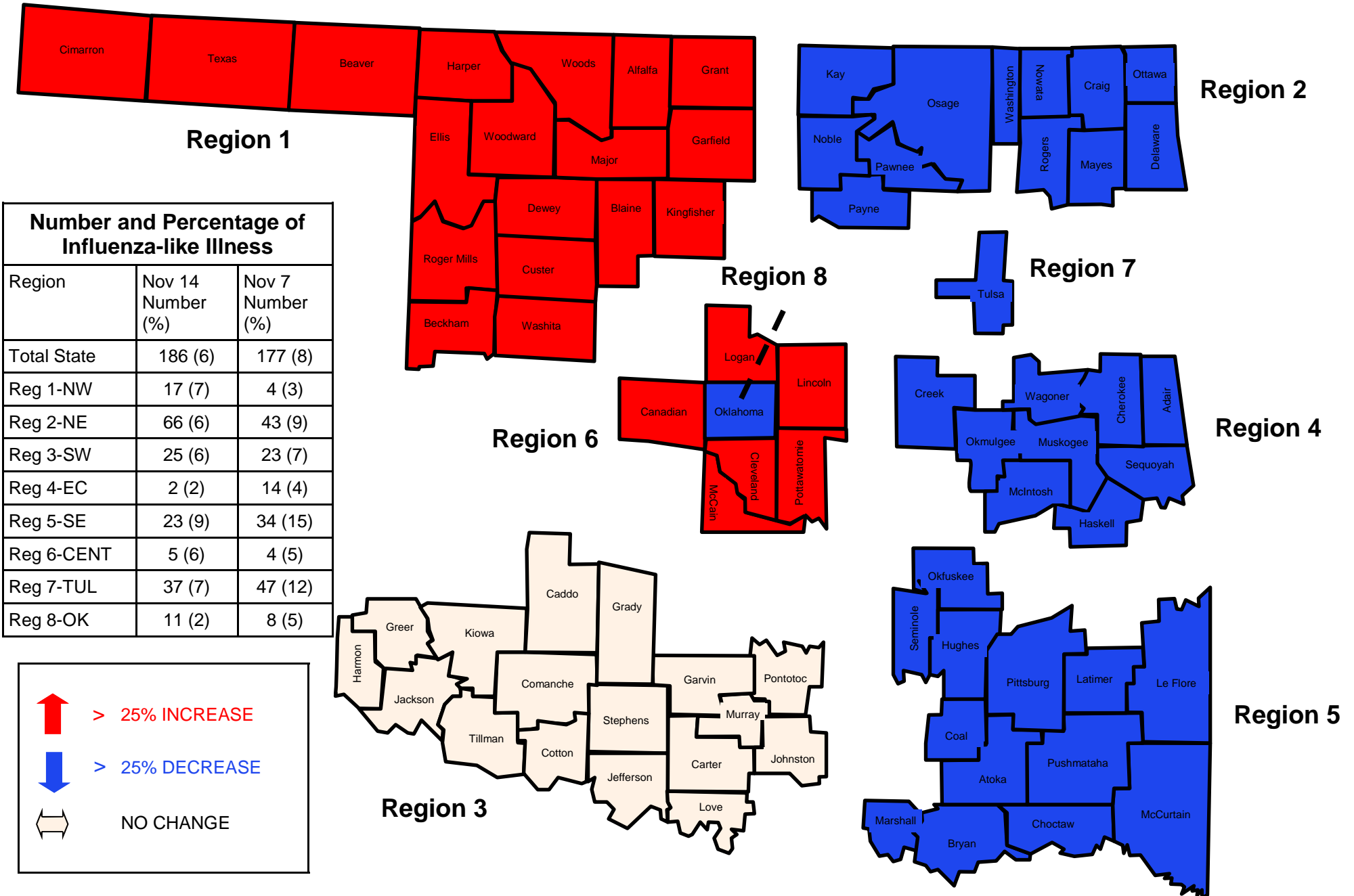





# Change in the Proportion of Influenza-like Illness Reported by Oklahoma Sentinel Physicians by Region, Week Ending November 14 Compared to Week Ending November 7, 2009



Number and Percentage of Influenza-like Illness		
Region	Nov 14 Number (%)	Nov 7 Number (%)
Total State	186 (6)	177 (8)
Reg 1-NW	17 (7)	4 (3)
Reg 2-NE	66 (6)	43 (9)
Reg 3-SW	25 (6)	23 (7)
Reg 4-EC	2 (2)	14 (4)
Reg 5-SE	23 (9)	34 (15)
Reg 6-CENT	5 (6)	4 (5)
Reg 7-TUL	37 (7)	47 (12)
Reg 8-OK	11 (2)	8 (5)

 > 25% INCREASE  
 > 25% DECREASE  
 NO CHANGE