

OKLAHOMA STATE DEPARTMENT OF

HEALTH

To protect and promote health of the citizen of Oklahoma, to prevent disease and injury and to assure the conditions by which our citizens can be healthy.

Assessing Health Disparities: The Oklahoma Minority Health Survey

May 5, 2005

Oklahoma Minority Behavioral Risk Factor Survey

- Special survey of minority populations in Oklahoma.
- Basic interview tool is the 2003 BRFSS used in Oklahoma using standard BRFSS protocols (with special screening).

2003 Behavioral Risk Factor Surveillance System

Major source of data on behavioral risk factors and chronic diseases for the US and Oklahoma.

Health Status

Physical Activity

Nutrition

Tobacco Use

Excess Sun Exposure

Disability

HIV/AIDS

Asthma

Heart Attack and Stroke

Awareness

Health Care Access

Weight Control

Immunization

Alcohol Consumption

Falls

Women's Health

Diabetes

Arthritis

Cancer

OkMBRFS: Special Questions

- Discrimination
- Trust
- Sexual assault
- Language and ethnicity
- Alternative medicine
- Osteoporosis
- Reasons No Pap Test or Mammogram

OkMBRFS: Summary

- April 2003 – December 2004.
- Approximately 8 part-time interviewers each month.
- 4 Spanish speaking interviewers.
- Survey length an average of 20-30 minutes.

OkMBRFS: Details

Disproportionate stratified sample with screening.

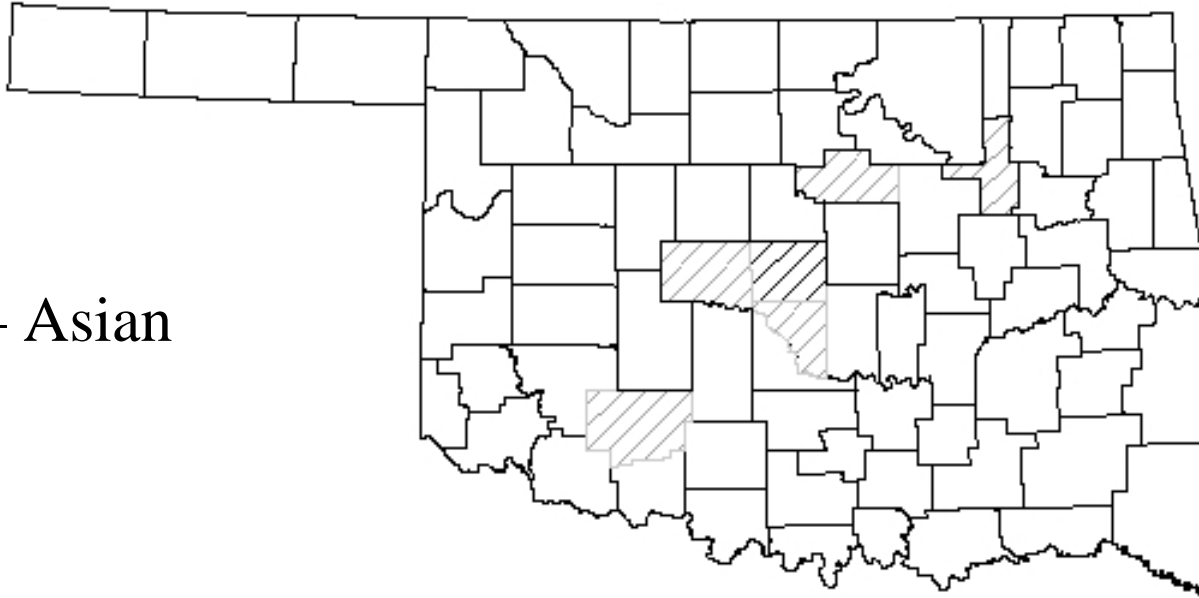
- Initial question is on health insurance.
- Moves into race and ethnicity questions to determine eligibility of household.
- All Hispanic and non-white members of the household were eligible.
- Collect race and ethnicity of everyone in household.

OkMBRFS: Details

- 4 stratum
 - African-American
 - American Indian
 - Hispanic
 - Asian
- Strata based on telephone prefix with high percentage of each race.

OkMBRFS: Sample Strata Location

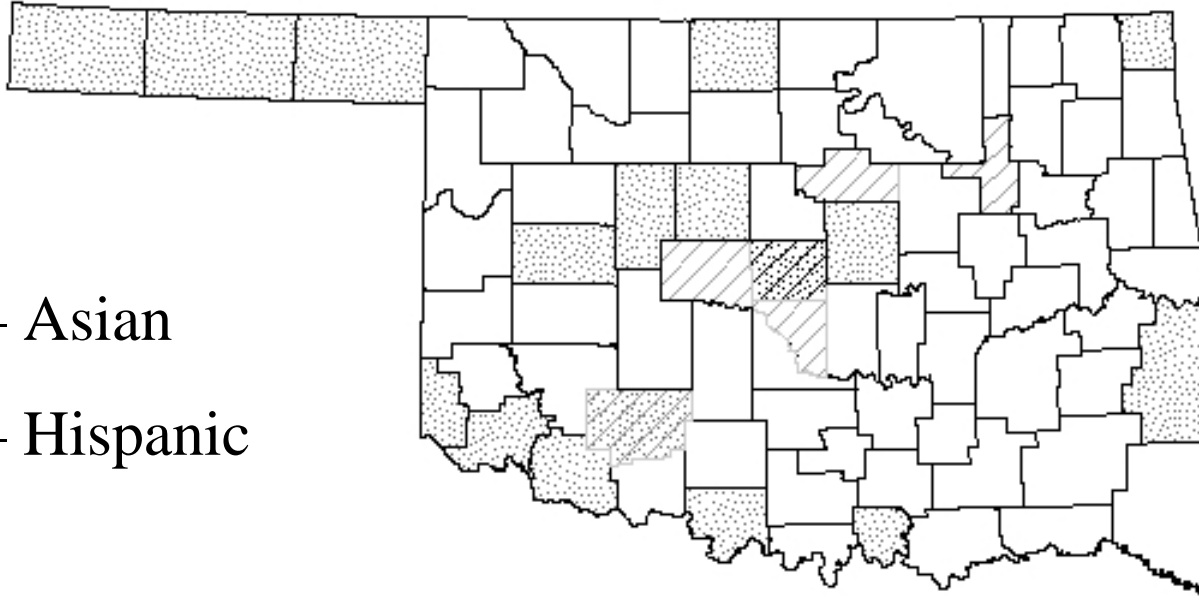
Strata 1 – Asian



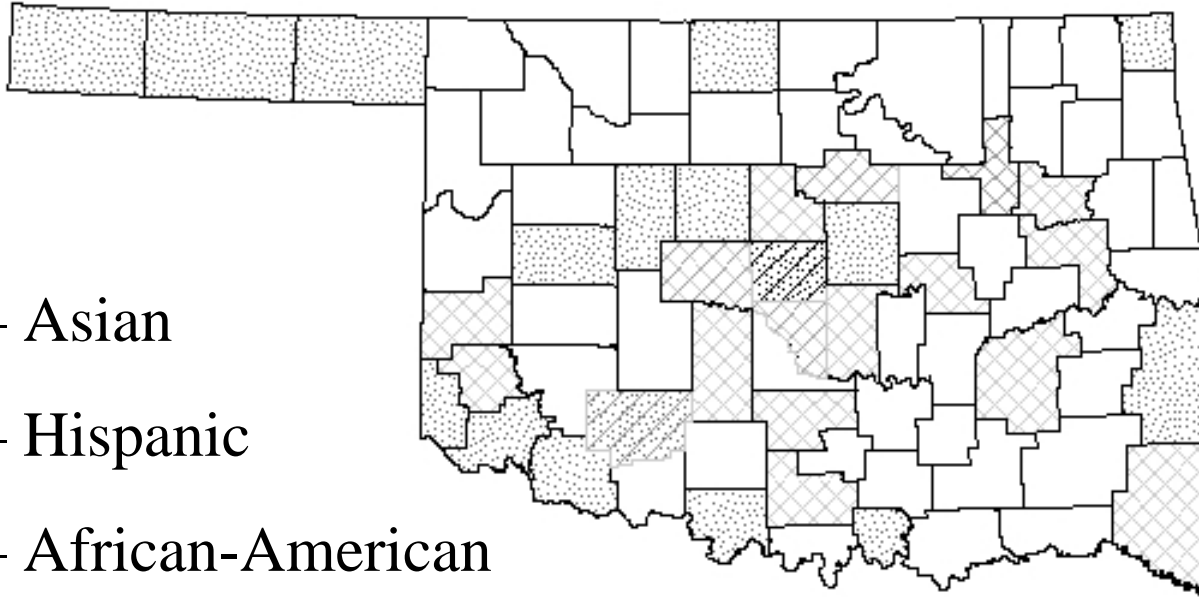
OkMBRFS: Sample Strata Location

Strata 1 – Asian

Strata 2 – Hispanic



OkMBRFS: Sample Strata Location

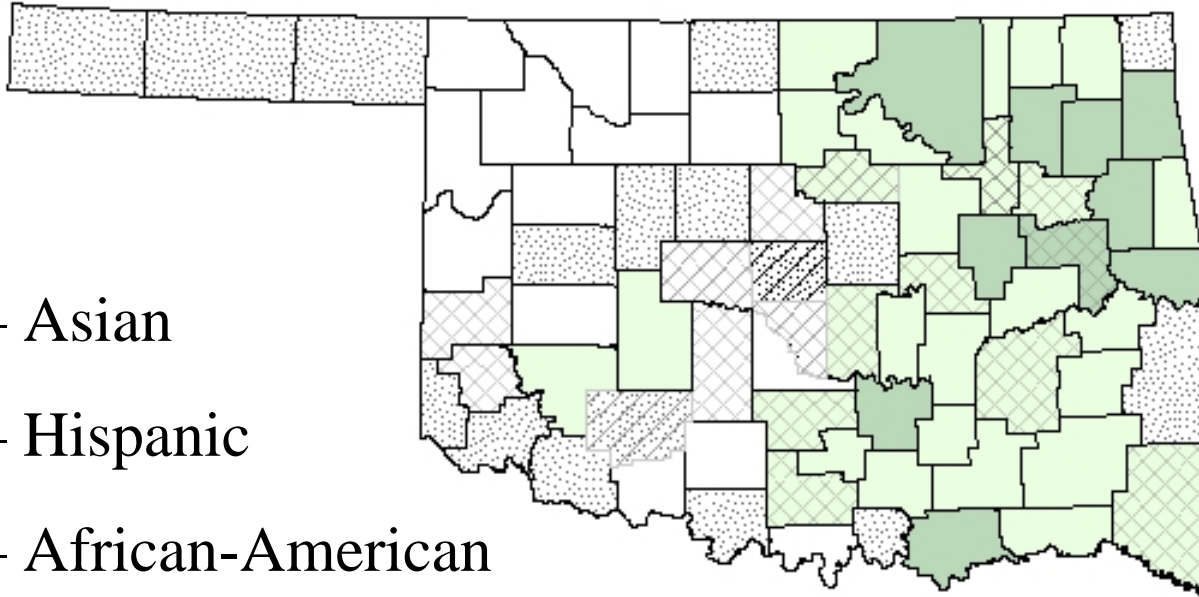


Strata 1 – Asian

Strata 2 – Hispanic

Strata 3 – African-American

OkMBRFS: Sample Strata Location



Strata 1 – Asian

Strata 2 – Hispanic

Strata 3 – African-American

Strata 4 – American Indian

OkMBRFS: Data Quality

	MBRFS 2003-2004	OKBRFSS 2003
Mean age	43.5	51.2
Male	39.4%	38.5%
Missing Income Male	11.8%	10.1%
Missing Income Female	14.8%	15.4%
Total	5,452	7,633

OkMBRFS: Completed Surveys by Race and Ethnicity

	MNBRFS 2003-2004	OK BRFSS 2003
African American NH	1,582	468
Native American NH	1,381	528
Asian NH	335	71
Pacific IslanderNH	27	13
Other NH	53	38
White NH	240	6,061
Multiracial	356	169
Hispanic	1,476	266
Unknown	2	19
Total	5,452	7,633

NH=Non-Hispanic

OkMBRFS: Costs

Multiple Funding Streams

- Chronic Disease Service programs
 - CVD, Diabetes, Obesity, Asthma, Prevent Block, Sexual Assault Prevention, REACH, Cancer Prevention, Prevent Block
- Tobacco Prevention Program
- BRFSS

Diagnosed Arthritis by Race: OkMNBRS 2003-2004

	MNBRS		OK BRFSS	
	2003-2004	SE	2003	SE
African American NH	22.1%	1.6%	25.4%	2.3%
American Indian NH	31.4%	1.7%	30.1%	2.2%
Asian NH	13.9%	3.1%	**	**
Other NH	*	*	**	**
White NH	*	*	28.9%	0.6%
Multiracial NH	30.7%	4.1%	42.0%	4.3%
Hispanic	11.7%	1.2%	14.3%	2.3%

NH Non-Hispanic

* Excluded from analysis

** Small Cell Size

Joint Pain in Last 30 Days by Race: OkMNBFRFS 2003-2004

	MNBFRFS		OK BRFSS	
	2003-2004	SE	2003	SE
African American NH	41.1%	2.1%	46.5%	2.8%
American Indian NH	48.8%	1.9%	47.9%	2.5%
Asian NH	23.2%	3.7%	46.5%	2.8%
Other NH	*	*	**	**
White NH	*	*	47.6%	0.8%
Multiracial NH	54.9%	4.9%	67.0%	4.0%
Hispanic	30.8%	1.8%	31.2%	3.3%

NH Non-Hispanic

* Excluded from analysis

** Small Cell Size

Have Seen a Health Professional for Joint Pain by Race: OkMNBRFS 2003-2004

	Percent	SE
African American NH	72.0%	3.1%
Asian NH	54.4%	10.2%
American Indian NH	72.5%	2.7%
Hispanic	53.7%	3.7%
Multiracial NH	76.6%	4.7%

NH Non-Hispanic

Limited Because of Joint Symptoms by Race: OkMNBRS 2003-2004

	Percent	SE
African American NH	33.1%	3.1%
Asian NH	20.1%	8.3%
American Indian NH	39.9%	2.6%
Hispanic	27.0%	3.1%
Multiracial NH	41.6%	5.5%

NH Non-Hispanic

Health Provider Suggested to Lose Weight to Help with Arthritis by Race: OkMNBRS 2003-2004

	Percent	SE
African American NH	19.4%	2.6%
Asian NH	*	*
American Indian NH	20.9%	2.0%
Hispanic	21.3%	3.1%
Multiracial NH	16.9%	4.2%

NH Non-Hispanic

*Small cell size

Health Provider Suggested Physical Activity to Help with Arthritis by Race: OkMNBRS 2003-2004

	Percent	SE
African American NH	39.3%	3.1%
Asian NH	34.5%	8.3%
American Indian NH	42.2%	2.6%
Hispanic	36.7%	3.6%
Multiracial NH	38.7%	6.0%

NH Non-Hispanic

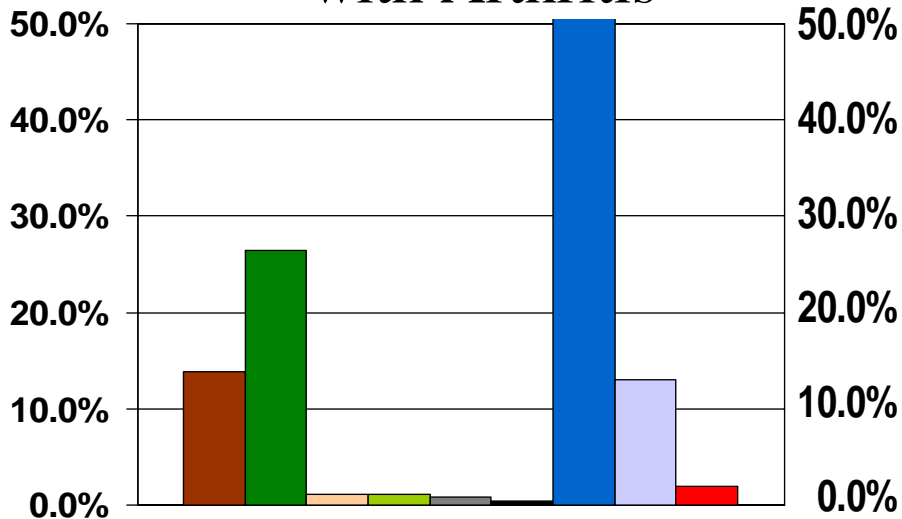
Attended Arthritis Education Class by Race: OkMNBRS 2003-2004

	Percent	SE
African American NH	10.6%	2.2%
Asian NH	*	*
American Indian NH	10.0%	1.6%
Hispanic	7.4%	1.9%
Multiracial NH	13.4%	3.7%

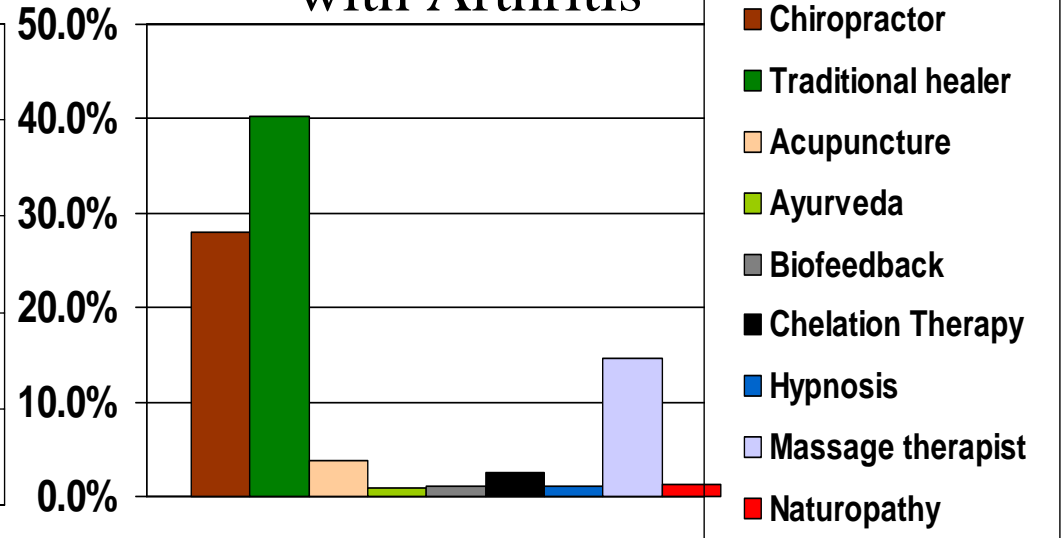
NH Non-Hispanic
Small cell size

Alternative Medicine : OkMBRFS 2003-04

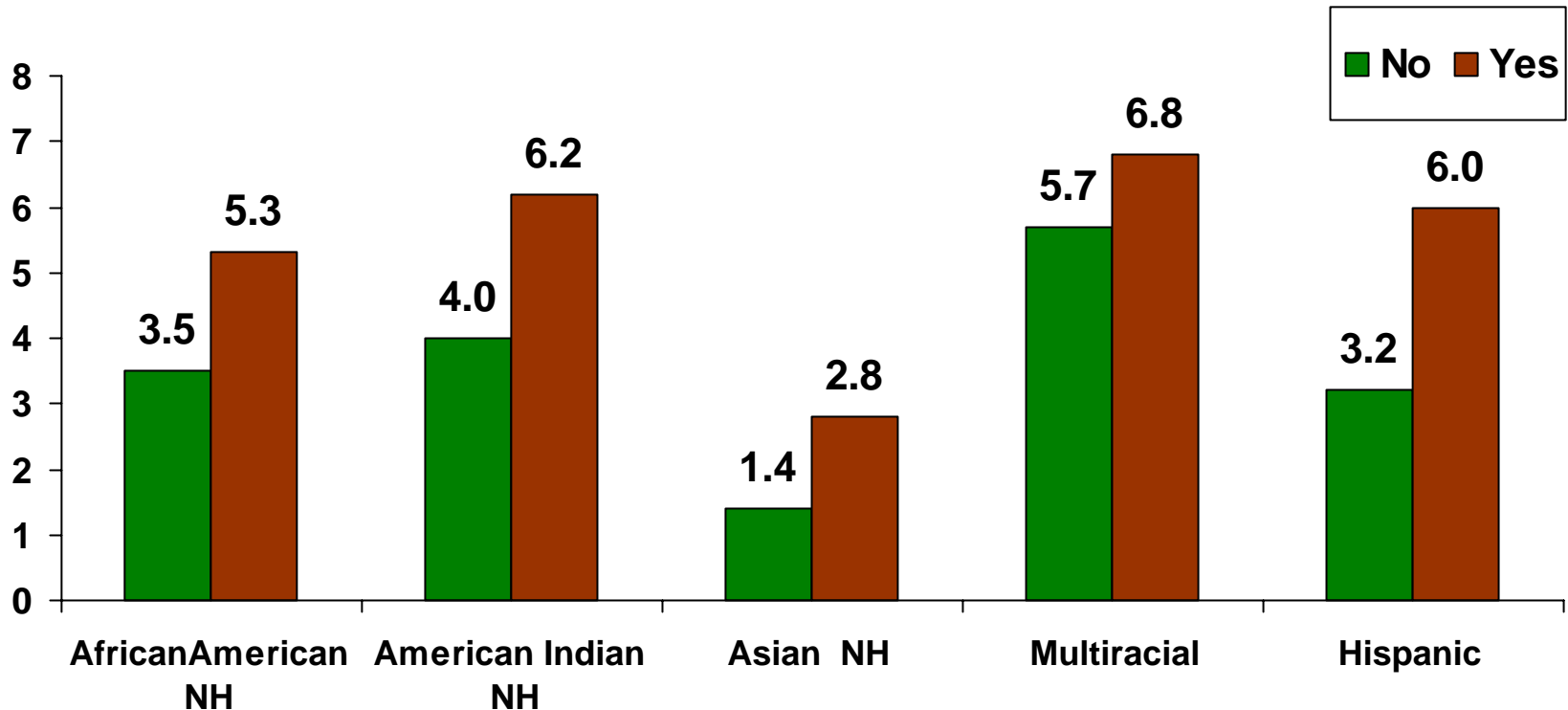
Not Diagnosed
with Arthritis



Diagnosed
with Arthritis



Average Days of Poor Mental Health Past Month by Race and Arthritis Status: OkMBRFS 2003-2004



Discrimination Question

Thinking about all of the experience you have had with health care visits in the last **2 years**, have you ever felt that the doctor or health provider you saw or any other staff members **judged you unfairly or treated you with disrespect** because of...

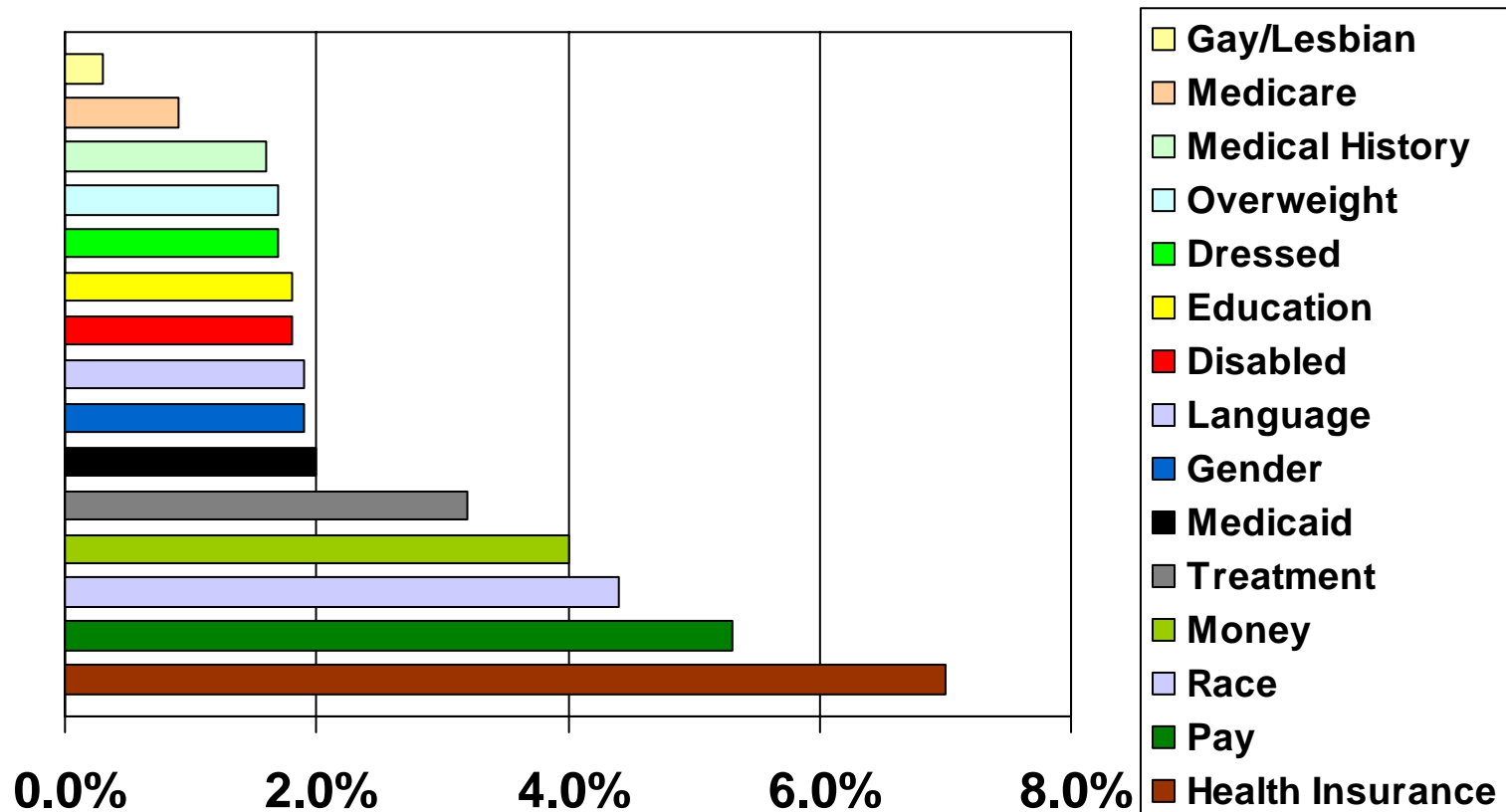
Discrimination Question cont...

- ✓ What your **race or ethnic** background is.
- ✓ Whether or not you have **health insurance**.
- ✓ Whether you are **male or female**.
- ✓ How well you speak **English**.
- ✓ Whether or not you were physically **disabled**.
- ✓ How you were **dressed or groomed**.
- ✓ How much **education** you have.
- ✓ Whether or not you were **overweight**.

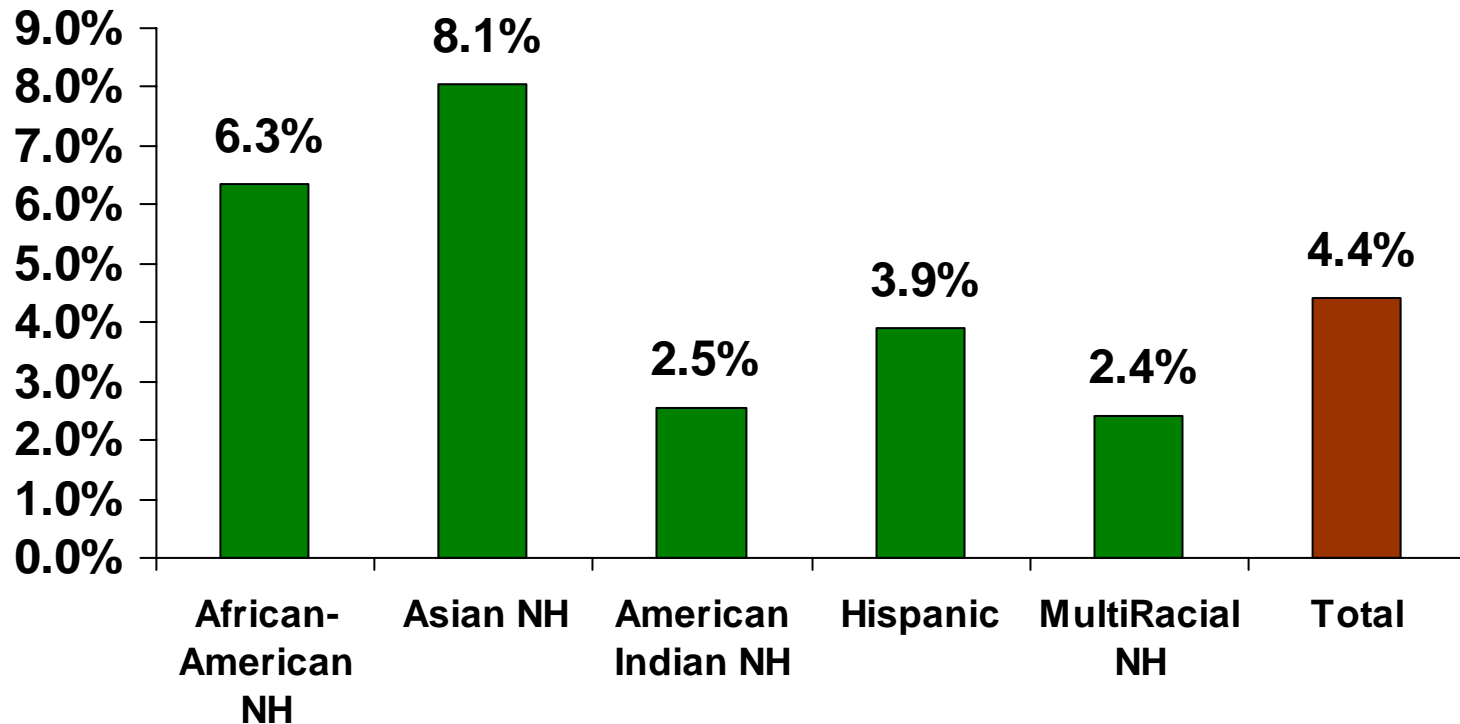
Discrimination Question cont...

- ✓ How much **money** you had.
- ✓ Your **sexual orientation** – that is, if you are gay, lesbian or have a same sex partner.
- ✓ Your **ability to pay** for the care.
- ✓ Something in your **medical history**.
- ✓ The **treatment** you needed that day.
- ✓ Your **Medicaid** coverage.
- ✓ Your **Medicare** coverage.

Discrimination: OkMBRFS 2003-04

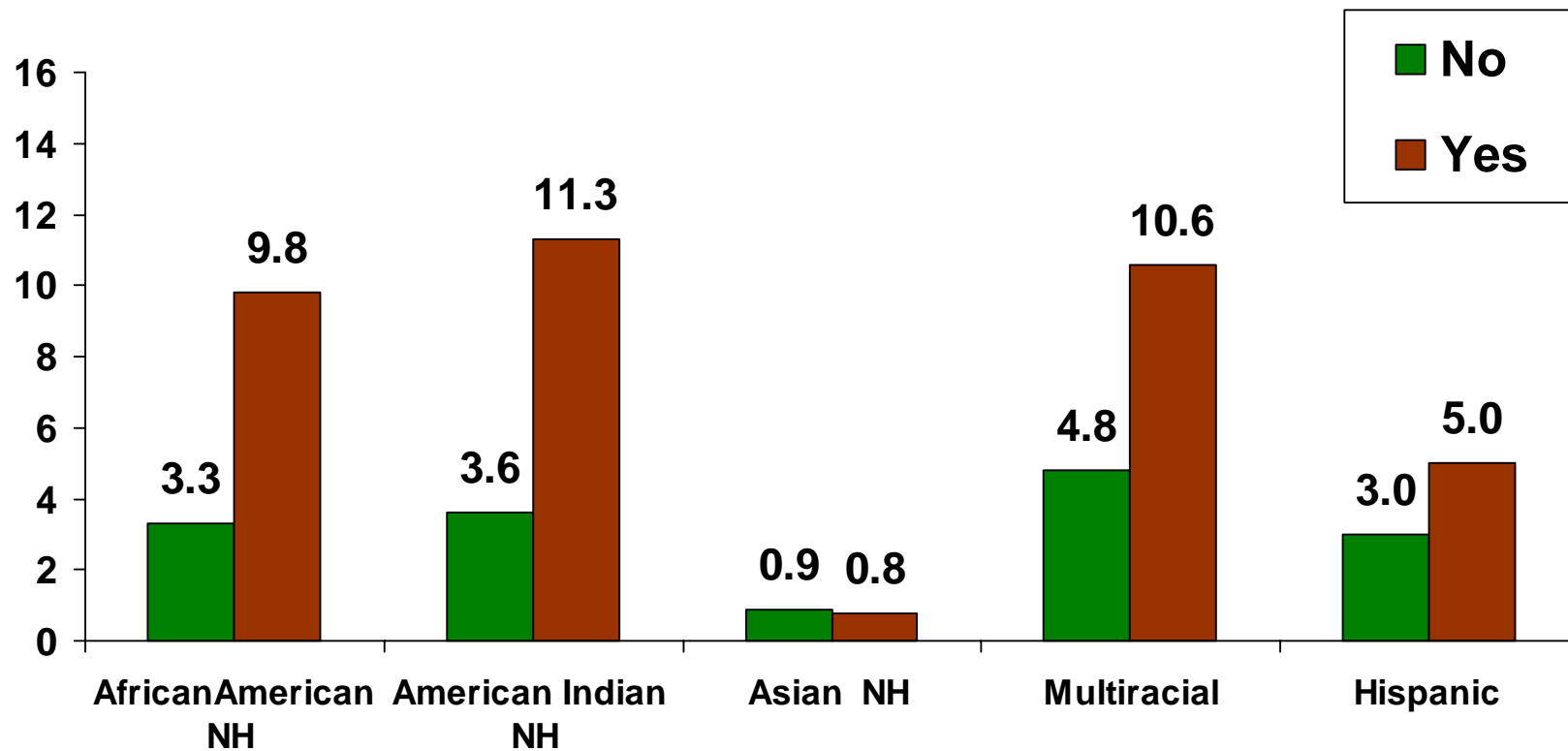


Discrimination Past 2 Years Based on Race by Race: OkMBRFS 2003-04



NH Non-Hispanic

Average Days of Poor Mental Health Past Month by Race and Discrimination Status Past 2 Year: OkMBRFS 2003-2004



NH Non-Hispanic

Trust Questions

How much of the time do you think you can trust { } to do what is best for patients or customers?

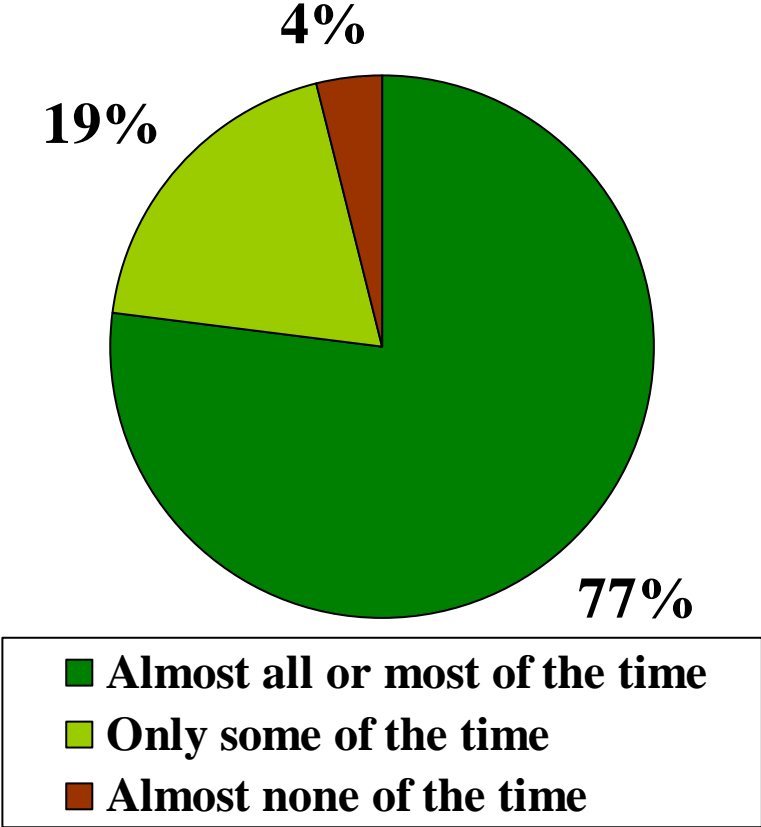
Almost all of the time

Most of the time

Only some of the time

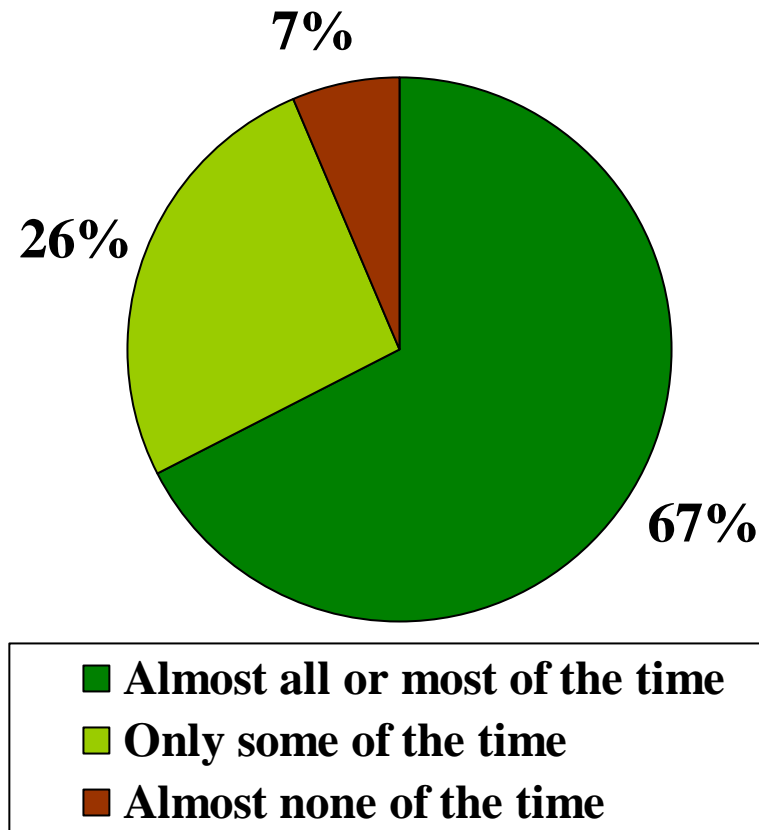
Almost none of the time

Doctors and Other Health Care Providers: OkMBRFS 2003-04



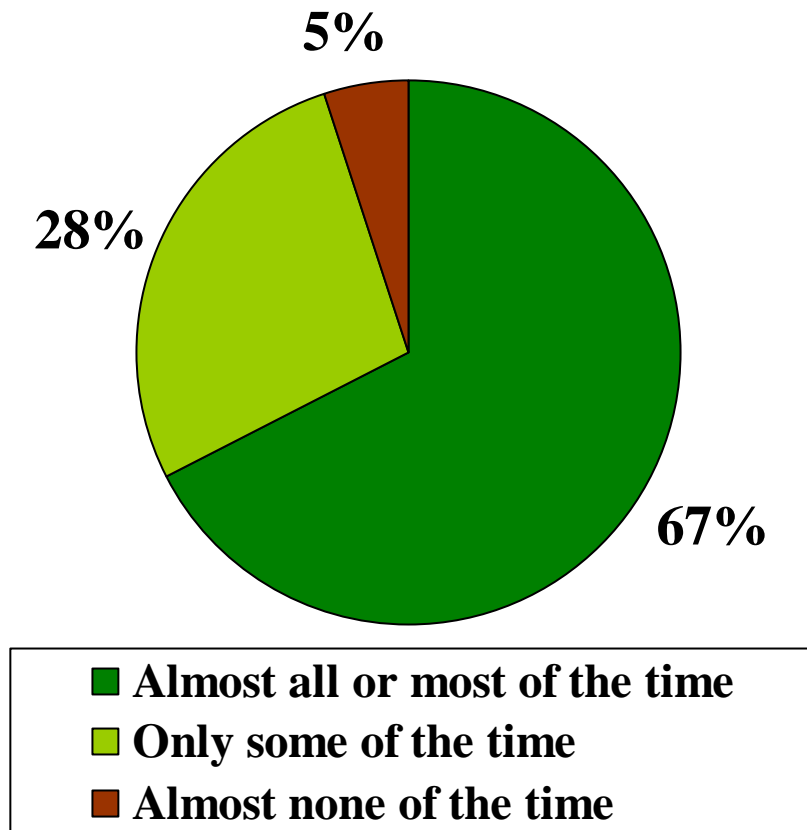
2.8% Unknown/Refused

Hospitals: OkMBRFS 2003-04



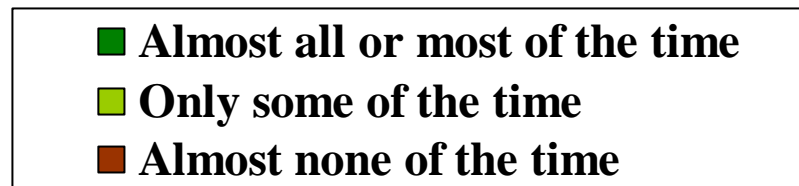
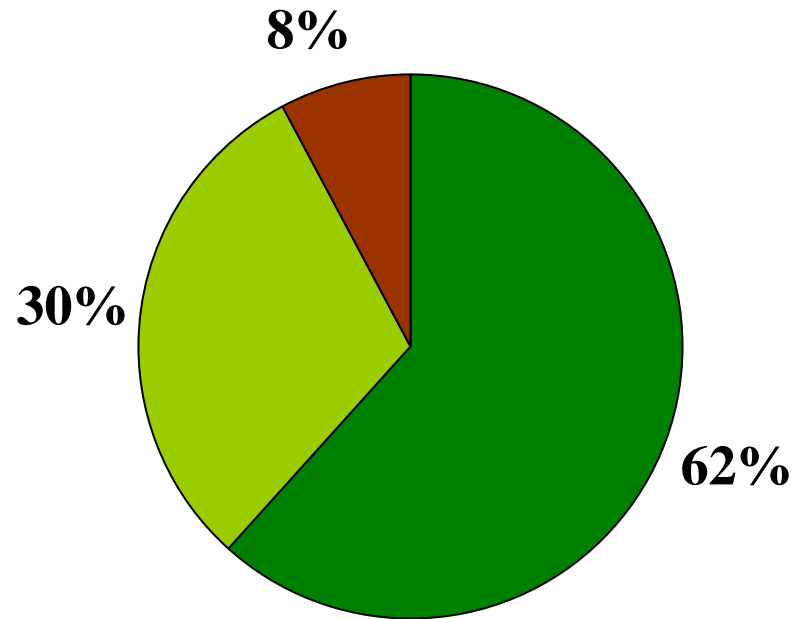
5.5% Unknown/Refused

Clinics or Health Centers: OkMBRFS 2003-04



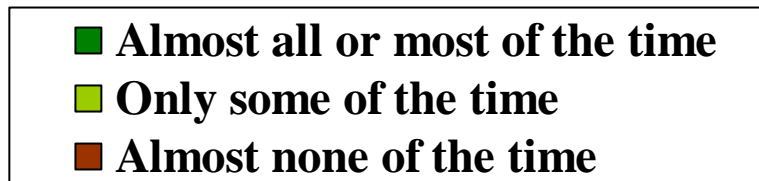
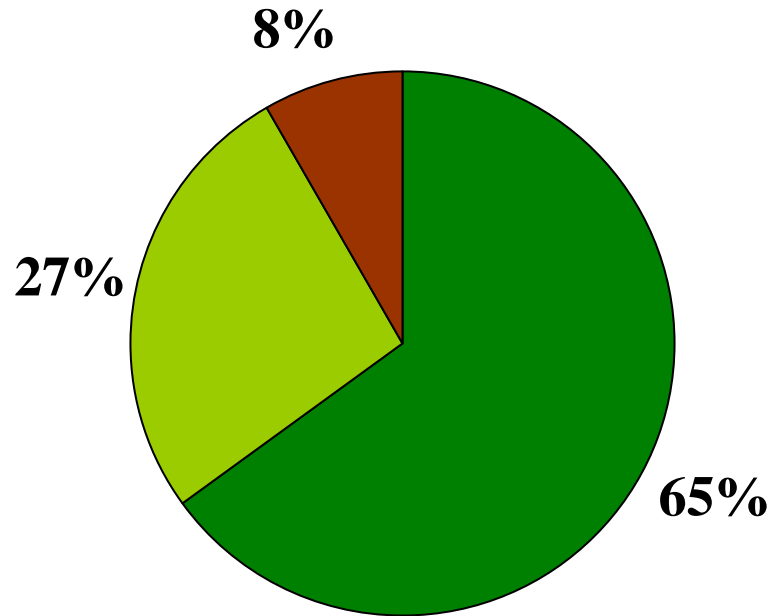
8.5% Unknown/Refused

County or City/County Health Departments: OkMBRFS 2003-04



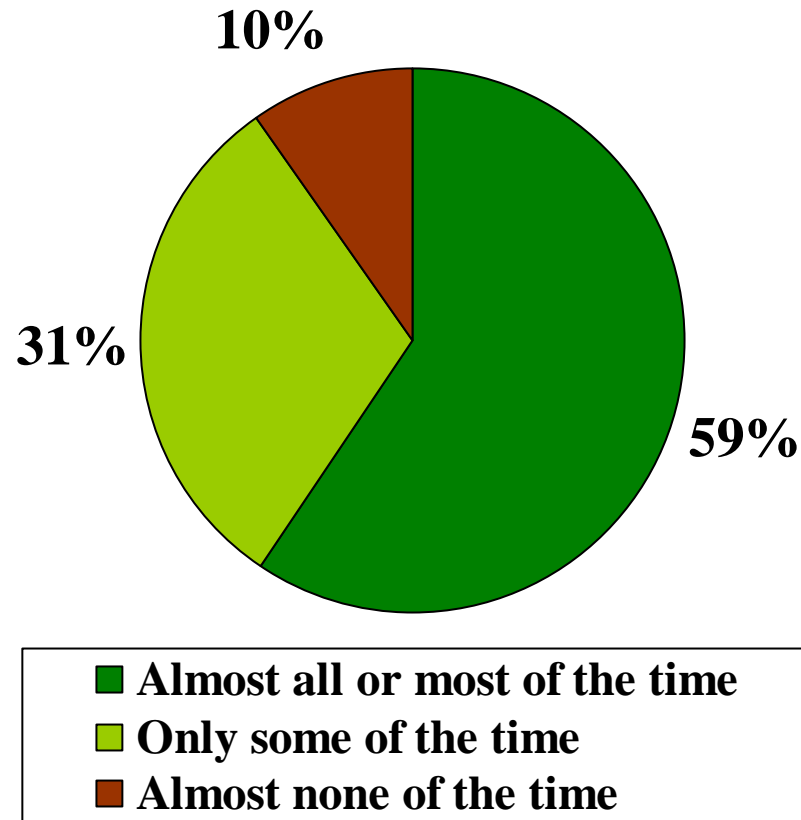
22.3% Unknown/Refused

Medicare: OkMBRFS 2003-04



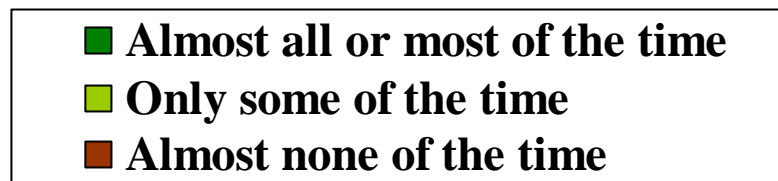
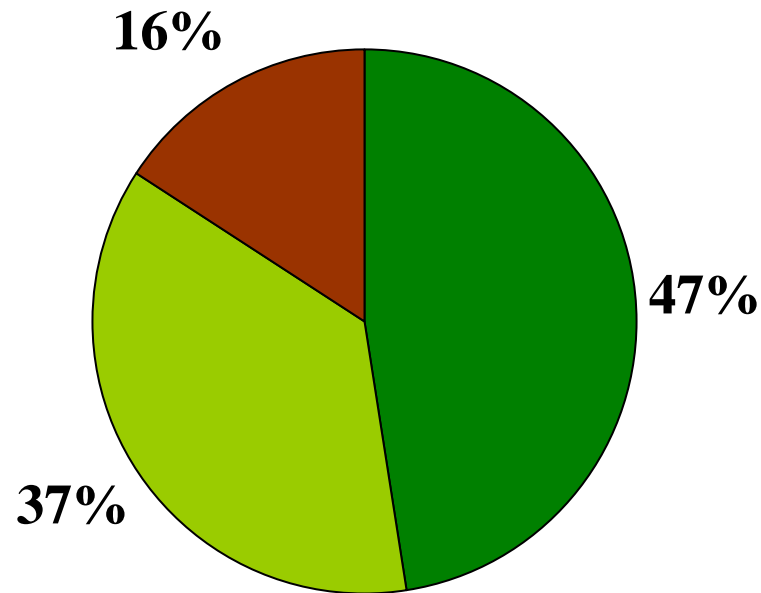
24.2% Unknown/Refused

Medicaid: OkMBRFS 2003-04



25.7% Unknown/Refused

Health Insurance Companies: OkMBRFS 2003-04



16.6% Unknown/Refused

Conclusions

- Arthritis prevalence mirrored 2003 OK BRFSS in most racial/ethnic groups
- Larger sample sizes of minorities allow for analysis of arthritis module questions by racial/ethnic group
- Alternative medicine usage was more prevalent among persons with arthritis than without

Conclusions

- Number of poor mental health days was higher among those with arthritis than those without across racial/ethnic strata
- Perceived discrimination from health care providers was prevalent

Thank you

- BRFSS staff
 - Kelly Baker, MPH
 - Derek Pate, MPH
 - Joyce Kirksey
- CDC BRFSS
 - Henry Roberts, PhD
- Staff from funding programs
- BRFSS Interviewers



Minority
K BREFS